

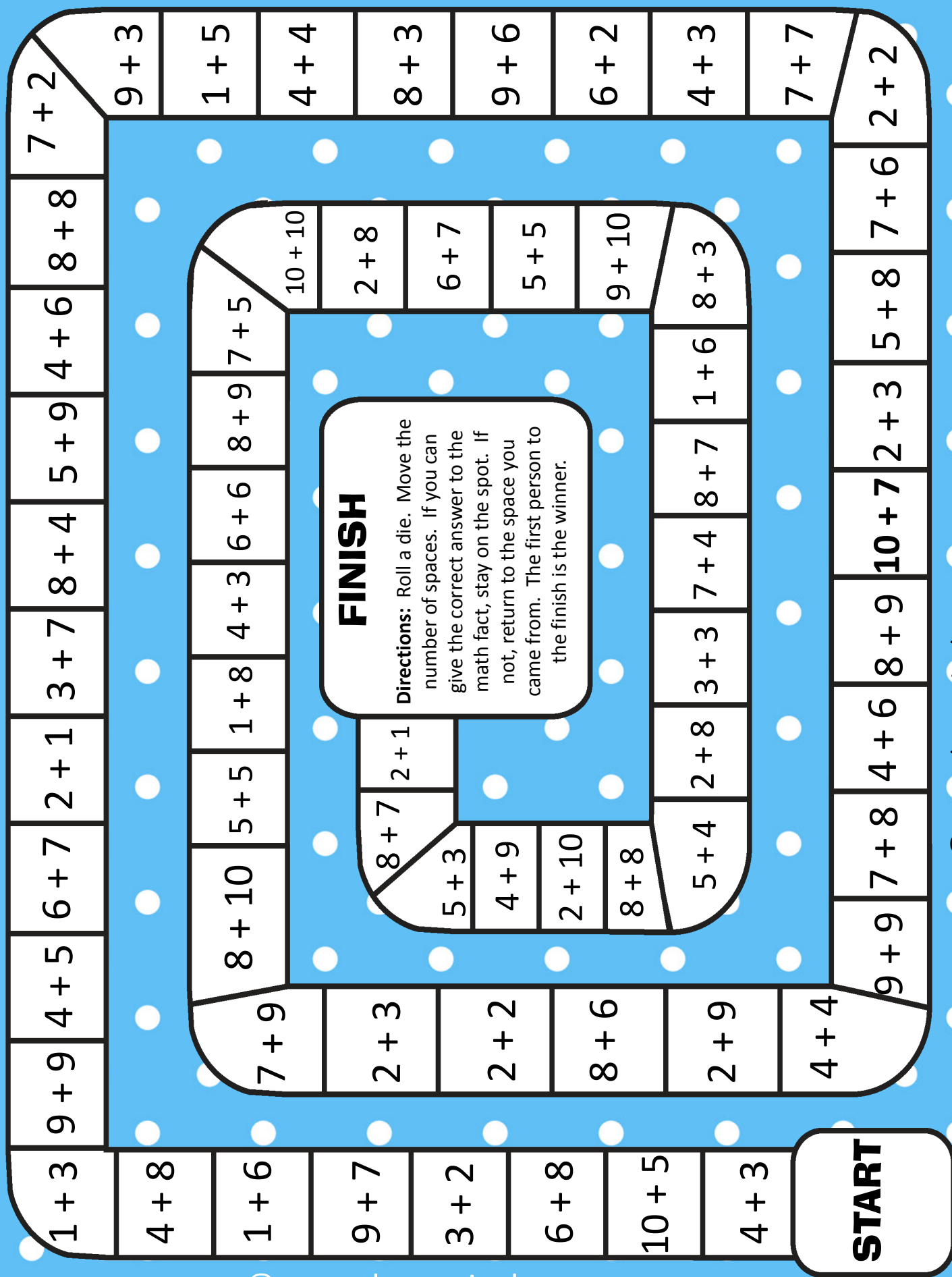
Winter Wonders

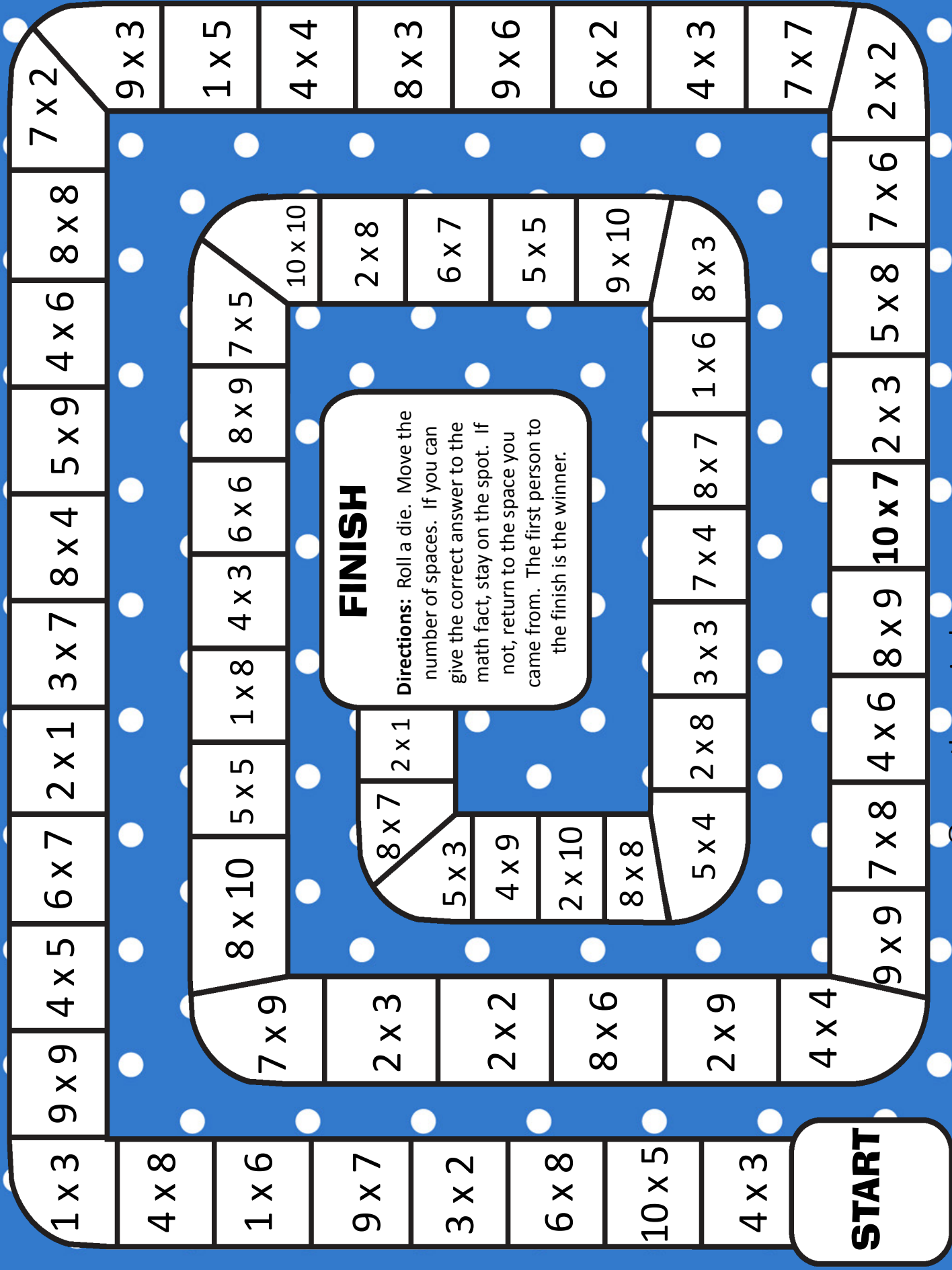


FREE
Math & Literacy
Centers

Created by:
The Curriculum Corner







Snowman

Multiplication BUMP!



12

18

15

3

6

20

24

10

1

16

36

5

2

8

15

30

2

8

18

12

9

4

Directions: Roll 2 number cubes and multiply the numbers. Cover that space with a marker. You can bump your partner's space. If you cover a space with 2 stacked markers, that space can't be bumped. The first player to use all 10 of their markers first wins!

Snowman

Multiplication BUMP!

90

49

35

70

5

6

16

8

9

10

12

28

24

14

18

20

15

63

32

54

27

30

3

48

60

56

81

21

80

72

7

25

40

42

64

4

Use
2
10-
sided
dice!



100

2

50

45

36



Four in a Row


multiplication

How to Play: Take turns with your partner. Choose two numbers from the small square. Multiply the numbers. Find the product in the large square and cover it with a marker. The first player to get four in a row wins!

| | | |
|----|---|---|
| 4 | 9 | 3 |
| 7 | 8 | 6 |
| 10 | 5 | 2 |

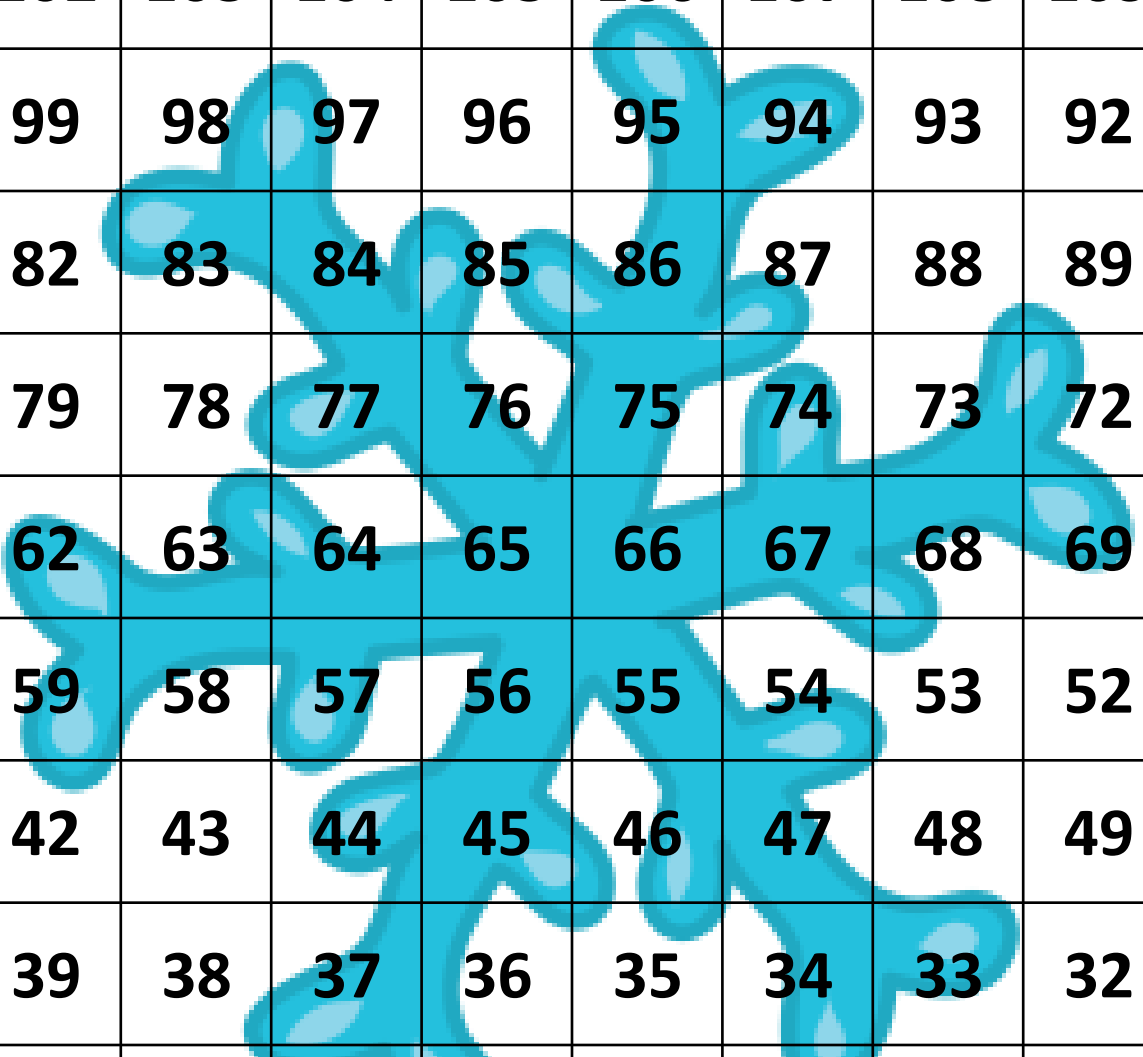


| | | | | | |
|----|----|----|----|----|----|
| 56 | 20 | 60 | 30 | 24 | 14 |
| 18 | 50 | 6 | 16 | 35 | 90 |
| 63 | 27 | 28 | 20 | 8 | 40 |
| 10 | 45 | 54 | 21 | 56 | 24 |
| 36 | 70 | 12 | 42 | 15 | 80 |
| 40 | 18 | 72 | 32 | 48 | 12 |



Skate to the Top

How to Play: Start at 1. The first player rolls and moves that number of spaces. The first player to 120 is the winner.



| | | | | | | | | | |
|-----|-----|-----|-----|-----|-----|-----|-----|-----|-----|
| 120 | 119 | 118 | 117 | 116 | 115 | 114 | 113 | 112 | 111 |
| 101 | 102 | 103 | 104 | 105 | 106 | 107 | 108 | 109 | 110 |
| 100 | 99 | 98 | 97 | 96 | 95 | 94 | 93 | 92 | 91 |
| 81 | 82 | 83 | 84 | 85 | 86 | 87 | 88 | 89 | 90 |
| 80 | 79 | 78 | 77 | 76 | 75 | 74 | 73 | 72 | 71 |
| 61 | 62 | 63 | 64 | 65 | 66 | 67 | 68 | 69 | 70 |
| 60 | 59 | 58 | 57 | 56 | 55 | 54 | 53 | 52 | 51 |
| 41 | 42 | 43 | 44 | 45 | 46 | 47 | 48 | 49 | 50 |
| 40 | 39 | 38 | 37 | 36 | 35 | 34 | 33 | 32 | 31 |
| 21 | 22 | 23 | 24 | 25 | 26 | 27 | 28 | 29 | 30 |
| 20 | 19 | 18 | 17 | 16 | 15 | 14 | 13 | 12 | 11 |
| 1 | 2 | 3 | 4 | 5 | 6 | 7 | 8 | 9 | 10 |

Flip
again!

on

the

was

that

I

Directions: Flip a coin. Move 1 space for heads, 2 spaces for tails. If you read the word correctly, you get to stay where you moved. If you miss the word, move back to where you started. The first person to reach the end is the winner.

and

for

they

he

end

you

Flip
again!

a

is

are

to

start

with

as

Flip
again!

his

in

of

it

were what but by

Flip
again!

one

Directions: Flip a coin. Move 1 space for heads, 2 spaces for tails. If you read the word correctly, you get to stay where you moved. If you miss the word, move back to where you started. The first person to reach the end is the winner.

from

when

this

can

end

at

said

or

Flip
again!

your

start

be

we

have

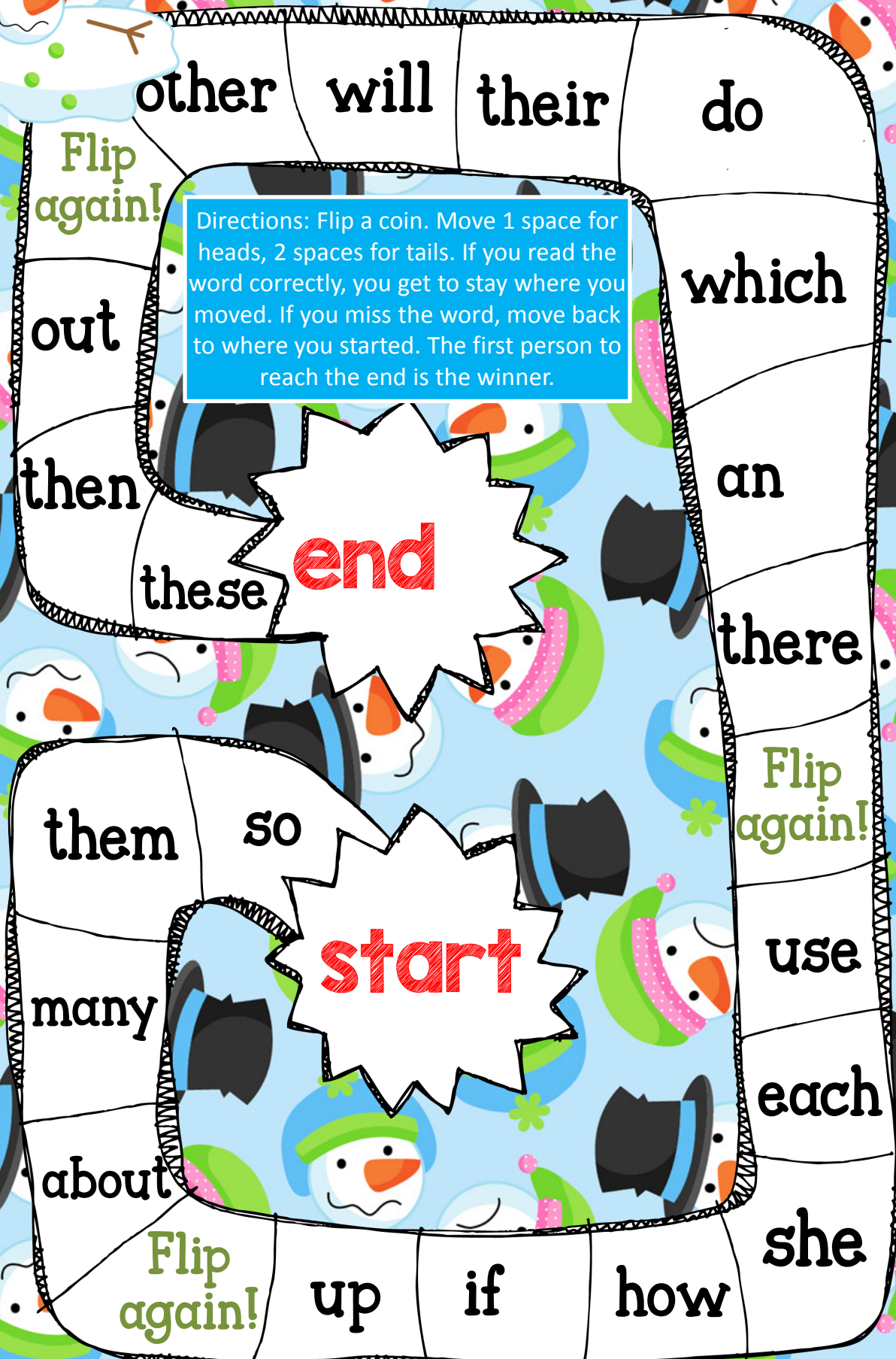
Flip
again!

all

not

had

words



go

more

look

time

Flip
again!

Directions: Flip a coin. Move 1 space for heads, 2 spaces for tails. If you read the word correctly, you get to stay where you moved. If you miss the word, move back to where you started. The first person to reach the end is the winner.

him

way

make

could

people

end

her

Flip
again!

number

no

some

see

start

would

write

Flip
again!

two

has

into

like

down find its who

Flip
again!

Directions: Flip a coin. Move 1 space for heads, 2 spaces for tails. If you read the word correctly, you get to stay where you moved. If you miss the word, move back to where you started. The first person to reach the end is the winner.

did

been

come

first

part

end

my

made

may

Flip
again!

get

start

than

day

water

Flip
again!

long

now

am

called

give me years know

Flip
again!

Directions: Flip a coin. Move 1 space for heads, 2 spaces for tails. If you read the word correctly, you get to stay where you moved. If you miss the word, move back to where you started. The first person to reach the end is the winner.

very

little

thing

take

our

end

new

only just

Flip
again!

sound

start

over

after

work

Flip
again!

most

back

live

place

Flip
again!

where

through

before

too

Directions: Flip a coin. Move 1 space for heads, 2 spaces for tails. If you read the word correctly, you get to stay where you moved. If you miss the word, move back to where you started. The first person to reach the end is the winner.

say

means

man

old

name

end

any

sentence

good

Flip
again!

think

start

same

help

great

Flip
again!

much

line

right

tell



went men read need

Flip
again!

Directions: Flip a coin. Move 1 space for heads, 2 spaces for tails. If you read the word correctly, you get to stay where you moved. If you miss the word, move back to where you started. The first person to reach the end is the winner.

asked

land

here

different

because

end

home

turn

such

Flip
again!

why

start

us

again

move

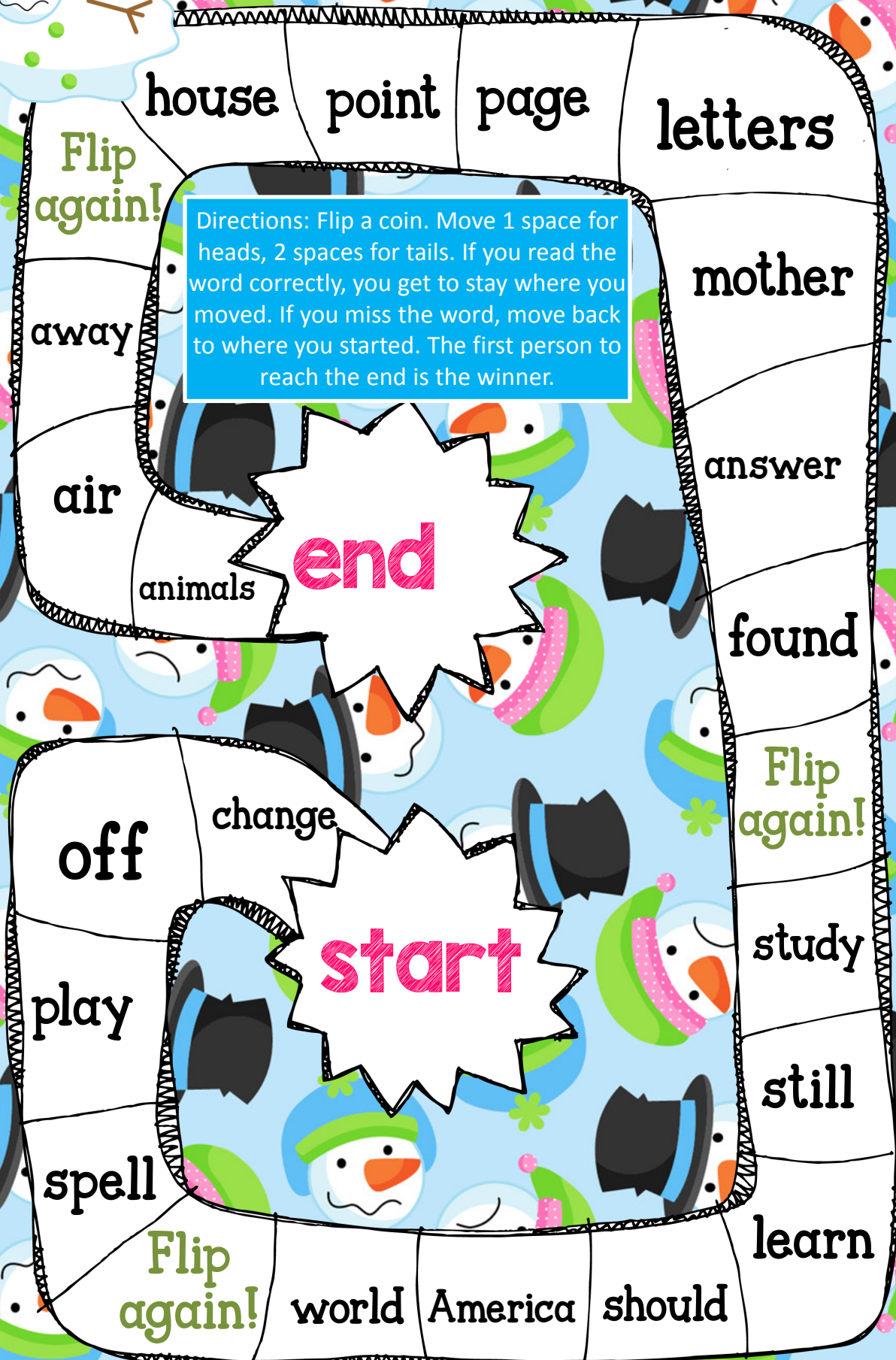
Flip
again!

picture

hand

kind

try



they are

will not

cannot

should not

is not

would have

I would

that will

it is

we are

that is

does not

did not

they have

what has

who had



I am

I will

he would

I would

you have

he is

does not

she is



they're

won't

can't

shouldn't

isn't

would've

I'd

that'll



it's

we're

that's

doesn't

didn't

they've

what's

who'd



I'm

I'll

he'd

I'd


you've

he's

doesn't

she's

Name: _____



Snowball Contractions

Pick a card. Write the contraction you can form with the two smaller words.

| | |
|----|----|
| 1. | 2. |
| 3. | 4. |
| 5. | 6. |
| 7. | 8. |



cold

chilly

shop

store

see

look

hat

cap

garbage

trash

leap

jump

stone

rock

street

road

answer

reply

fast

quick

pull

tug

tired

sleepy

automobile

car

small

tiny

rest

relax

present

gift

automobile

car

small

tiny

rest

relax

present

gift

above

below

present

absent

active

lazy

subtract

add

negative

positive

different

alike

all

none

arrive

depart

asleep

awake

autumn

spring

before

after

best

worst