

Meet Seymour Simon

Almost 90 years old and still going strong! Seymour Simon is a well-loved author of science books written for children.

Seymour Simon was born on August 9, 1931 in New York City.


He wrote his first book, *Space Monsters*, as a second grader. He

stapled it together and read it aloud to the class. (Years later a publisher asked him to rewrite the story as a real book.)

Although he grew up in the Bronx, he made an effort to explore the natural world around him. He observed things such as the weather, sun, moon and stars from a rooftop and even explored a vacant lot where he would learn about things like birds, earthworms, small plants and trees. (One of his first books was called *Science in a Vacant Lot*.) He didn't let his surroundings deter him from his love of science.

He graduated from Bronx High School of Science and went on to earn a degree from City College of New York. After graduating, he taught middle school science for 23 years.

Seymour Simon began publishing books in the early 1960s and has received numerous awards for his writing since then. Today he has written over 270 science related books. His process involves a great deal of research, often researching years before actually writing a book.



He says:

"Whenever I want to write about a subject, I need to study. I start by looking at the research that other people have done. What experiments have they run? What animals have they observed? By studying all the work that others have already, I learn about the subjects that I write about in my books. As the great scientist Sir Isaac Newton once wrote: 'If I have seen further than others, it is because I have stood on the shoulders of giants.' "

Simon is the founder of StarWalk Kids Media, a publisher who strives to serve educators. Their goal is to provide engaging and high quality eBooks for students at all reading levels.

Simon had two sons with his first wife, Joyce Shanock Simon, who died in 2007. He has since remarried. His current wife, Liz Nealon is the CEO of StarWalk Kids Media.

Today Simon still enjoys visiting school and talking with children and teachers. As long as he keeps writing, he feels that he has not given up teaching.

Name: _____

Character Traits: Seymour Simon

Directions: After reading about Seymour Simon, think about the character traits that tell about him. Remember, these are what are on the inside, not the outside of a person.

Seymour
Simon

Seymour Simon

Noticings

- books contain facts
- all read photographs
- pictures are from different perspectives
- title in capital letters across the front of each book
- does not indent first paragraph on each page
- bold first letter on each page
- author's name in all capital letters on cover
- some have quotes at the beginning
- does not have typical nonfiction text features (table of contents, headings, bold words, glossary)
- many close up pictures
- sometimes dedicated to his grandchildren
- animal books sometimes begin with a two page spread photo
- has full pages of writing
- photographs often fill the page

Name: _____

I am looking through: _____
(book title)

Seymour Simon Noticings

photographs

words

features of nonfiction

page layout

Learning New Words with Seymour Simon

Name: _____

I am looking through: _____

(book title)

Word

Meaning

Synonyms

Picture

My own sentence

Wondrous Words

*inspired by
Seymour Simon*

Name: _____

nouns



adjectives

Scientific words

©www.thecurriculumcorner.com

verbs


©www.thecurriculumcorner.com



My Seymour Simon Encyclopedia





Name: _____



I am reading: _____

(book title)



Name: _____

Main Idea & Details

I am reading: _____
(book title)

Directions: Choose a section of your book. Find the main idea. List four details you learn about the topic.

The graphic organizer consists of a central cloud shape with four rectangular boxes arranged around it. Each box has a dotted border. The cloud is intended for the main idea, and the boxes are for details.

Name: _____

Fluency Focus

I am reading: _____
(book title)

The passage I will rehearse can be found here: _____

The first five words are: _____

The last five words are: _____

Step 1: Read the passage to yourself.

Step 2: Identify any words that you do not know how to pronounce. Record these here:

Step 3: Find a friend to help you with the words you don't know.

Step 4: Rehearse again and again! You are finished when your reading sounds like you are talking smoothly.


Date: _____

I read my passage to: _____

My reading was: great ok I need a little more practice

Name: _____

Topic Ideas

A large dashed rectangular box intended for writing a topic idea.A large dashed rectangular box intended for writing a topic idea.A large dashed rectangular box intended for writing a topic idea.A large dashed rectangular box intended for writing a topic idea.