

The background is a vibrant green with a pattern of small white dots. Scattered throughout are several orange pumpkins of various sizes and a few red apples. A large, white, cloud-like shape with a black outline frames the central text.


**16 Fall Themed**

**MATH & LITERACY CENTERS**

**for kindergarten**




**The Curriculum Corner**

# Count the Pumpkins





# Count the Apples





# Roll & Cover











# Roll & Cover










# Count and write how many

















# Count and write how many







# Fill in the Missing Numbers

1 3

4 6

5 7

7 9



2 4

8 10





1

2

3

4

5

6

7

8

9

one

two

three

four

five










six

seven

eight

nine







# Complete the 100s Chart

1									





# Complete the 100s Chart

1									
11									
21									
31									
41									
51									
61									
71									
81									
91									



# Complete the 100s Chart

1			4			9	
11		13		16			
21					28		30
31	32			35	37		
41		43	44			49	
51	52				56	58	60
61				65		69	
71		73				77	
81			84		86	88	
91				95		97	99





# Complete the 100s Chart

1			4		6	7		9	
11		13		15	16			19	
21			24			27	28		30
31	32			35		37		39	
41		43	44				48	49	
51	52		54		56		58		60
61	62			65		67		69	
71		73		75		77			80
81	82		84		86		88		
91		93		95		97		99	

# Practice Skip Counting




2, 4, \_\_\_\_, 8, \_\_\_\_, \_\_\_\_, 14

5, 10, \_\_\_\_, 20, \_\_\_\_, 30

10, 20, \_\_\_\_, 40, \_\_\_\_, \_\_\_\_




# Apple BUMP!




Roll 2 number cubes. Add the 2 numbers. Cover that space with a marker. You can BUMP your partner's marker. If you cover your space with 2 markers, your spot cannot be bumped. The first player to use all 10 markers wins.

# Trace the Letters



A B C D E F G

H I  J K L M N O

P Q R S T U V

W X Y Z





# Trace the Letters

a b c d e f g




h i j k l m n o



p q r s t u v



w x y z




# Fill in the Letters



a b d e g


h i j k m o



p q s t v



w y z





# Fill in the Letters



A C D F G

H I J L M O



P R S U V

W X Z



a

b

c

d

e

f

g

h

i

j

k

l

m

n

o

p

q

r



s

t

u

v

w

x

y

z

A

B

C

D

E

F

G

H

I



J

K

L

M

N

O

P

Q

R

S

T

U



V

W



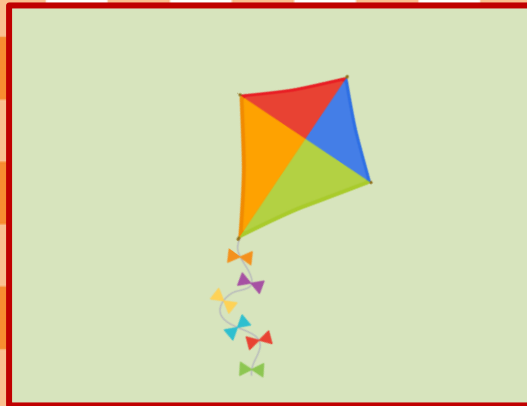


X



Y

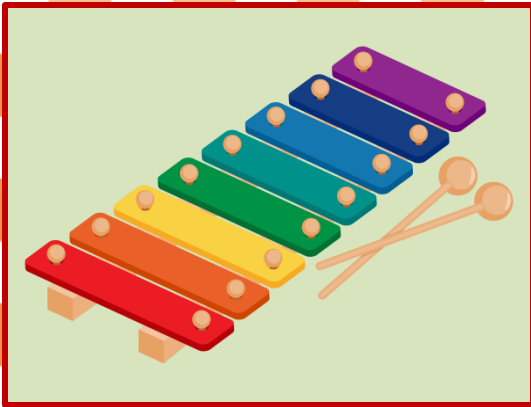
Z















# Follow the ABC Path

A	B	Q	D	T	P	F
Z	C	M	A	H	I	J
S	D	E	F	G	V	K
L	W	K	Y	R	J	L
R	E	X	C	O	N	M
V	U	T	C	P	I	U
W	B	S	R	Q	F	O
X	Y	W	H	H	P	B
J	Z	U	G	V	N	L

the

of

and

a

to

in

is

you

that

it

he

was

for

on

are

as

with

his



they

I

at

be

this

have

from

or

one

had

by

words

but

not

what

all

were

we

when

your

can

said

there

use

an

each

which



she

do

how

their

if

will

up

other

about

out

many

then

them

these

so

some

her

would

make

like

him

into

time

has

look

two

more

write

go

see

number

no

way

could

people

my



than

first

water

been

called

who

am

its

now

find

long

down

day

did

get

come

made

may

part



# Roll & Read

1 or 2

3 or 4

5 or 6




# Roll & Write

1 or 2

3 or 4

5 or 6



Name: \_\_\_\_\_

## Roll & Write







Directions: Place Fry word cards on the Roll & Write mat. Roll a die and record the number in a box above. Flip a card with the number you rolled and record the word on the line.


# Write the Missing Letter



\_eaf



\_umpkin



\_ie



\_arn



\_orn



\_ree