



's

Journal



's

Bird Journal



Bird Web


Directions: Create a web to share what you already know about birds. Remember to group similar ideas together.



Birds


Home Sweet Home

Directions: Draw a picture of the nest you see. Label what you see. Write your observations below.




Close your eyes & listen!

Directions: Go outside and close your eyes. Open your ears and listen to the birds around you. Draw and write to share what you hear. How do the sounds make you feel?




Clay Birds

Directions: Use the clay to make a bird. Remember to include the parts of the bird you have learned about. Use a picture to help you. When you are finished, draw a picture of your bird. Remember to include labels.




Eagle Cam

Directions: As you watch the camera, what do you see? What connections can you make? What questions do you have about what you see?




Falcon Cam

Directions: As you watch the camera, what do you see? What connections can you make? What questions do you have about what you see?



Caring for the Eggs

Directions: Draw a picture to show the eggs and how you are keeping them safe and warm. Write to tell about what you drew below.




Hatching Eggs

Directions: Draw a picture to show what you see as the eggs begin to hatch. What sounds do you hear?



Taking Care of the Chicks

Directions: Think about what you need to do to take care of the chicks. What responsibilities do you have? Why is it important for you to do your jobs carefully?



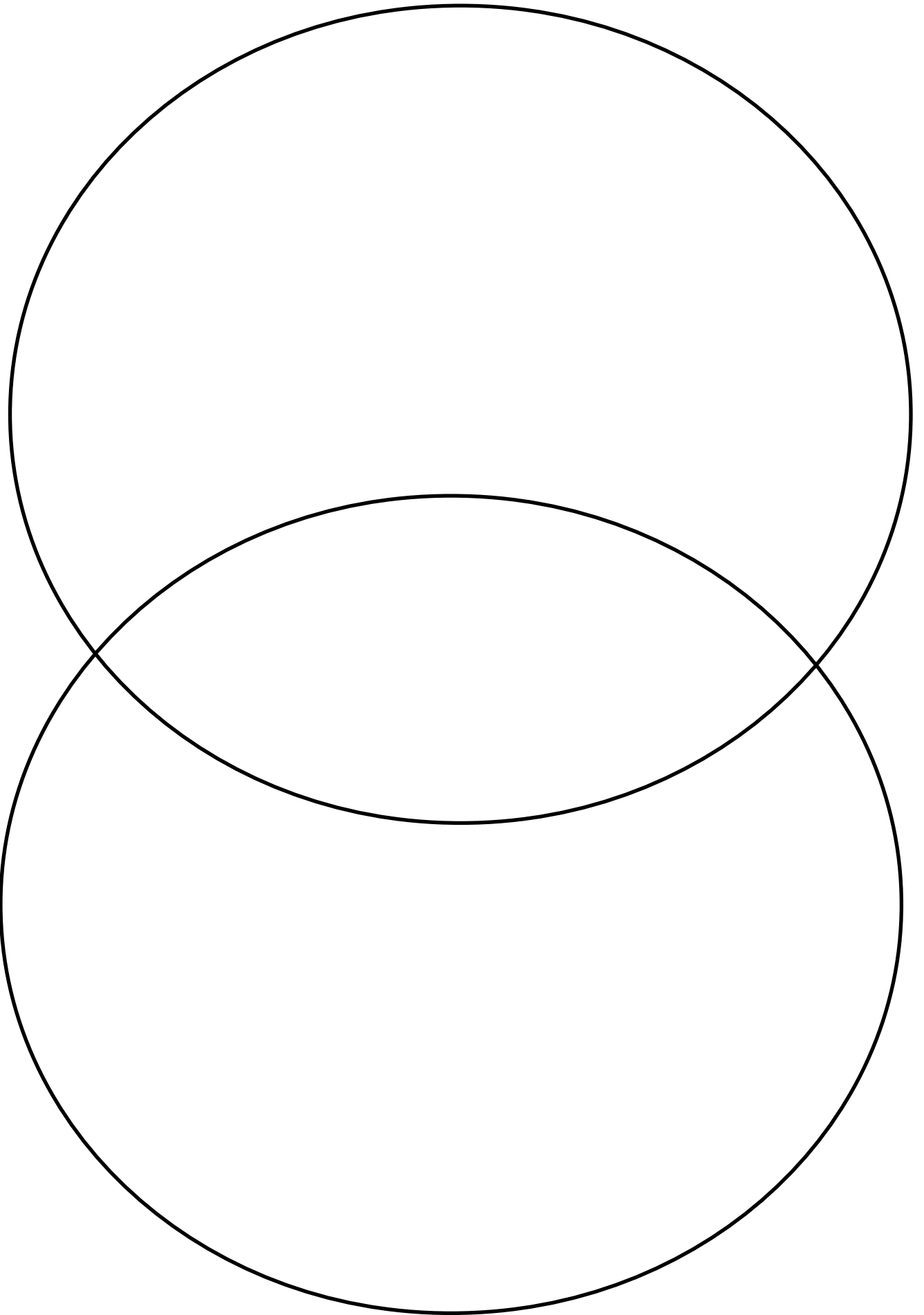
Research

I read the book: _____

The author was: _____

Draw a picture and use words to share what you learned. Remember to include facts. Label your picture.







Bird Word Wall

