


My Measurement Book



Name: _____

Complete the Sentences

We will use a _____ to measure how long smaller objects are.

We will use a _____ or _____ to measure how long bigger objects are.

A foot is the length of a ruler. A foot is _____ inches long.

A yardstick is _____ feet long. This is _____ inches.

Word Bank

36

measuring tape

yardstick

3

12

ruler

Scavenger Hunt

Use your ruler to find objects in the room that are each length. Draw a picture of the object and label the length.

2 inches

4 inches


6 inches

8 inches

9 inches

12 inches

Measure each line on the picture.



Is the bird bigger or smaller than the tree? _____

Comparing Measurements

One foot is _____ inches long.

A half foot is _____ inches long.

A foot is _____ than 6 inches.
(shorter or longer)

A foot is _____ than 14 inches.
(shorter or longer)

A foot is _____ than a yard.
(shorter or longer)

Find something in the room that is longer than a foot. _____

Find something in the room that is shorter than a foot. _____

Drawing Lines

Use your ruler to draw lines that are each length.

4 inches

7 inches

9 inches

Following Directions

Use your ruler to draw a flower that is 5 inches tall. Color the flower petals orange. Draw two green leaves on the stem. Draw a bee that is 1 inch long next to the flower. Draw a butterfly that is 2 inches long on the other side of the flower.

Measuring in Centimeters

We can also measure using centimeters. A centimeter is
_____ than an inch.
(smaller or bigger)

Measure the line below.



How many inches long is the line? _____

How many centimeters long is the line? _____

Measure the line below.



How many inches long is the line? _____

How many centimeters long is the line? _____

Comparing Measurements

Trace the line with a red crayon. Measure the line using centimeters.



Trace the line with a blue crayon. Measure the line using centimeters.




How much longer is the blue line? _____

Trace the line with a yellow crayon. Measure the line using centimeters.



Trace the line with a green crayon. Measure the line using centimeters.



How much longer is the green line? _____

Your Hand

Trace your hand below. Label the length of your thumb in centimeters. Label how wide your hand is using centimeters. Put a star on top of your longest finger. Put a smile above your shortest finger.

Making a Line Plot

Pick 8 items out of the basket. Measure each item to the nearest centimeter.
Name each object and record the length below.

- | | | | |
|----------|-------|----------|-------|
| 1. _____ | _____ | 5. _____ | _____ |
| 2. _____ | _____ | 6. _____ | _____ |
| 3. _____ | _____ | 7. _____ | _____ |
| 4. _____ | _____ | 8. _____ | _____ |

Display your data on the line plot below. Make an x to show the measurements.

