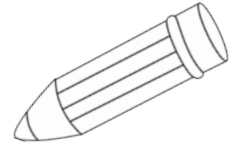


Name: \_\_\_\_\_



sentence #1



Cut out the words at the bottom. Put together the sentence.  
Glue the words. Draw a picture to show the sentence.



--	--	--	--	--

--	--	--	--	--



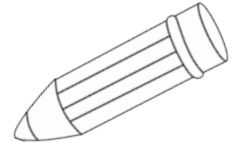
©www.freewordwork.com

start	When	?	will	school
-------	------	---	------	--------

Name: \_\_\_\_\_



sentence #2



Cut out the words at the bottom. Put together the sentence.  
Glue the words. Draw a picture to show the sentence.



A large empty rectangular box for drawing a picture to show the sentence.				
---	--	--	--	--

--	--	--	--	--



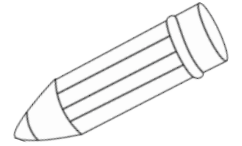
©www.freewordwork.com

?	is	classroom	Where	my
---	----	-----------	-------	----

Name: \_\_\_\_\_



sentence #3



Cut out the words at the bottom. Put together the sentence.  
Glue the words. Draw a picture to show the sentence.



A large empty rectangular box for drawing a picture to show the sentence.				
---	--	--	--	--

--	--	--	--	--



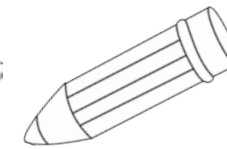
©www.freewordwork.com

is	?	teacher	Who	my
----	---	---------	-----	----

Name: \_\_\_\_\_



sentence #4



Cut out the words at the bottom. Put together the sentence.  
Glue the words. Draw a picture to show the sentence.



A large empty rectangular box for drawing a picture to show the sentence.				
---	--	--	--	--

--	--	--	--	--



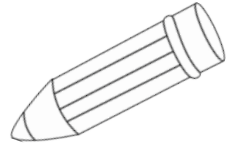
©www.freewordwork.com

we	will	?	learn	What
----	------	---	-------	------

Name: \_\_\_\_\_



sentence #5



Cut out the words at the bottom. Put together the sentence.  
Glue the words. Draw a picture to show the sentence.



A large empty rectangular box for drawing a picture to show the sentence.				
---	--	--	--	--

--	--	--	--	--



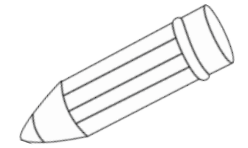
©www.freewordwork.com

we	will	?	learn	What
----	------	---	-------	------

Name: \_\_\_\_\_



sentence #6



Cut out the words at the bottom. Put together the sentence.  
Glue the words. Draw a picture to show the sentence.



--	--	--	--	--



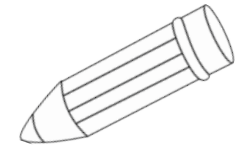
©www.freewordwork.com

explore	!	Let's	the	school
---------	---	-------	-----	--------

Name: \_\_\_\_\_



sentence #7



Cut out the words at the bottom. Put together the sentence.  
Glue the words. Draw a picture to show the sentence.



A large empty rectangular box for drawing a picture to show the sentence.				
---	--	--	--	--

--	--	--	--	--



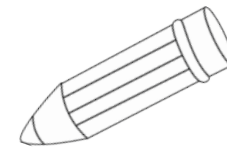
©www.freewordwork.com

.	is	my	This	teacher
---	----	----	------	---------

Name: \_\_\_\_\_



sentence #8



Cut out the words at the bottom. Put together the sentence.  
Glue the words. Draw a picture to show the sentence.



A large empty rectangular box for drawing a picture to show the sentence.				
---	--	--	--	--

--	--	--	--	--



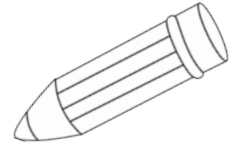
©www.freewordwork.com

are	Here	supplies	.	my
-----	------	----------	---	----



Name: \_\_\_\_\_

sentence #9



Cut out the words at the bottom. Put together the sentence.  
Glue the words. Draw a picture to show the sentence.



A large empty rectangular box for drawing a picture to show the sentence.					
---	--	--	--	--	--

--	--	--	--	--	--



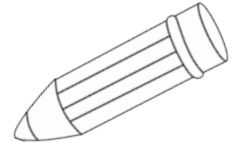
©www.freewordwork.com

friends	I	new	.	will	meet
---------	---	-----	---	------	------

Name: \_\_\_\_\_



sentence #10



Cut out the words at the bottom. Put together the sentence.  
Glue the words. Draw a picture to show the sentence.



A large empty rectangular box for drawing a picture to show the sentence.					
---	--	--	--	--	--

--	--	--	--	--	--



©www.freewordwork.com

a	read	?	book	Can	we
---	------	---	------	-----	----