



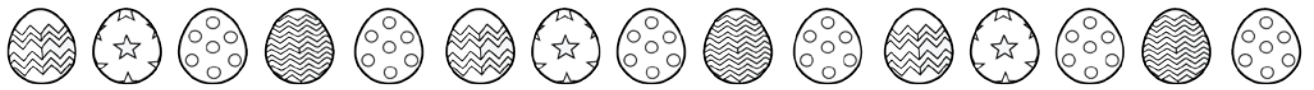
Easter



Name: _____

©www.thecurriculumcorner.com









©www.thecurriculumcorner.com






Name: _____





©www.thecurriculumcorner.com



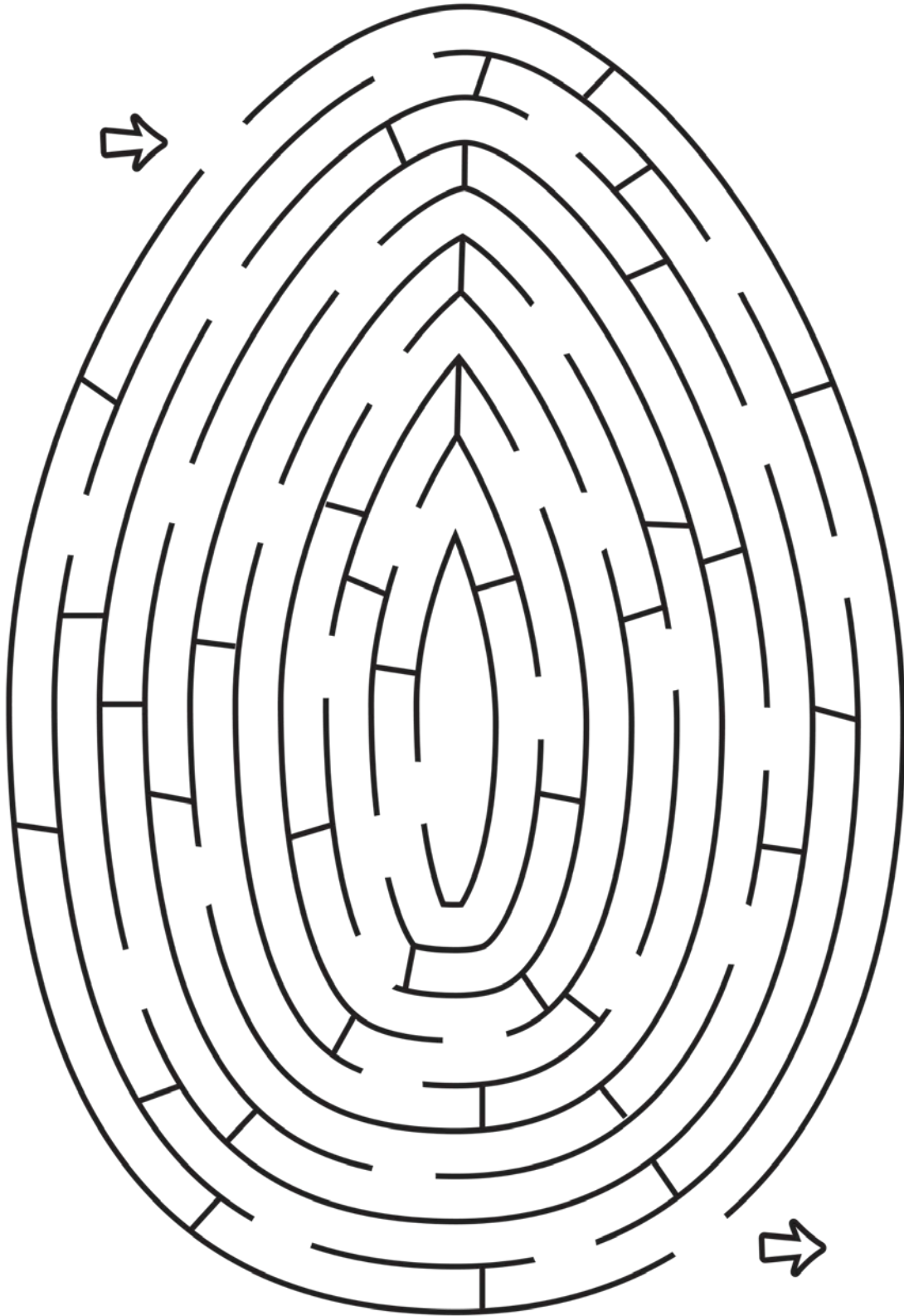


©www.thecurriculumcorner.com





Name: _____





Name: _____

30
1 o

23
22

29

2

24

21

28

3

25

20

4

19

27

26

5

18

6

17

7

16

8

15

9

14

10

13


11

12








Name: _____





Name: _____






Name: _____



Count to 100



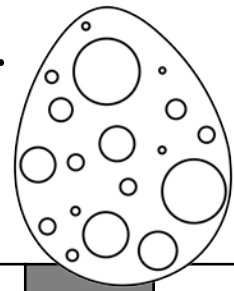
1			4	5			8		
11		13			16		18		
			24			27			
	32			35				39	
41			44				48		
		53			56		58		
61				65				69	
	72					77			80
81		83					88		
		93				97			





Name: _____

Count to 100 by 2s




	2				6				
	12						18		
			24						
	32						38		
			44						50
					56				
	62								
					76				80
			84						
							98		





Name: _____



Count to 100 by 5s

				5						
									20	
				25						
									40	
				55						
				65						
									80	
				85						



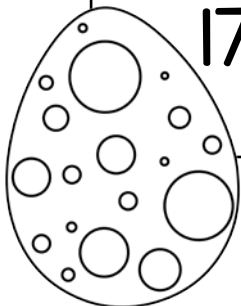


Name: _____

Count to 20



1			4
	6	7	
		11	
	14		
17		19	






Name: _____




Fill in the ten frames.









Name: _____





Fill in the ten frames.















Name: _____

Roll, Write & Tally



Roll two dice	Write the total	Show the tally marks
	8	






Name: _____



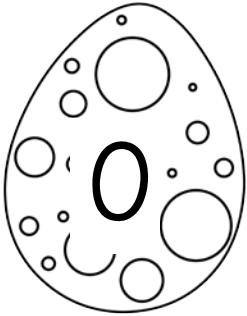
Circle the correct number word.



six

four

three



seven

ten


zero



seven

one

two



five

four

nine

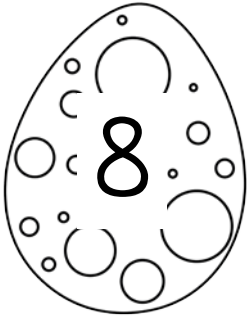




Name: _____




Circle the correct number word.



six

four

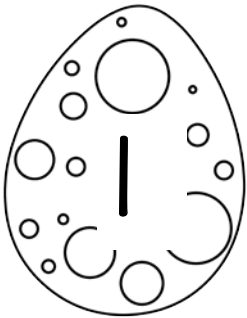
eight



six

ten


zero



seven

one

three



five

two

nine





Name: _____

1 More & 1 Less




1 Less	The number is...	1 More
	5	
	2	
	8	
	6	
	1	
	3	
	9	





Name: _____

1 More & 1 Less




1 Less	The number is...	1 More
	16	
	7	
	19	
	2	
	15	
	6	
	13	





Name: _____



I More & I Less



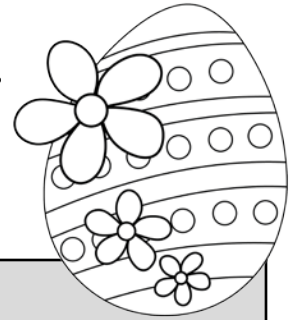
I Less	The number is...	I More
	15	
	64	
	38	
	26	
	57	
	83	
	92	





Name: _____

I More & I Less



I Less	The number is...	I More
	274	
	381	
	756	
	538	
	728	
	185	
	923	





Name: _____



10 More & 10 Less




10 Less	The number is...	10 More
	47	
	16	
	92	
	38	
	68	
	31	
	70	





Name: _____

10 More & 10 Less



10 Less	The number is...	10 More
	727	
	819	
	254	
	968	
	173	
	537	
	350	






Name: _____



100 More & 100 Less



100 Less	The number is...	100 More
	200	
	800	
	500	
	700	
	100	
	900	
	400	





Name: _____



100 More & 100 Less




100 Less	The number is...	100 More
	373	
	297	
	748	
	604	
	883	
	182	
	485	



Name: _____



100 More & 100 Less




100 Less	The number is...	100 More
	6,202	
	4,303	
	7,862	
	3,728	
	1,984	
	8,067	
	3,624	





Name: _____



Before & After

	7	
--	---	--

	2	
--	---	--

	1	
--	---	--


	6	
--	---	--

	9	
--	---	--

	4	
--	---	--

	5	
--	---	--

	3	
--	---	--



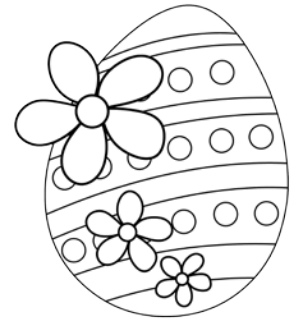
	8	
--	---	--





Name: _____

Before & After



	84	
--	----	--

	56	
--	----	--

	16	
--	----	--

	38	
--	----	--


	29	
--	----	--

	63	
--	----	--

	56	
--	----	--

	93	
--	----	--

	35	
--	----	--





Name: _____

Before & After

	385	
--	-----	--

	815	
--	-----	--

	360	
--	-----	--

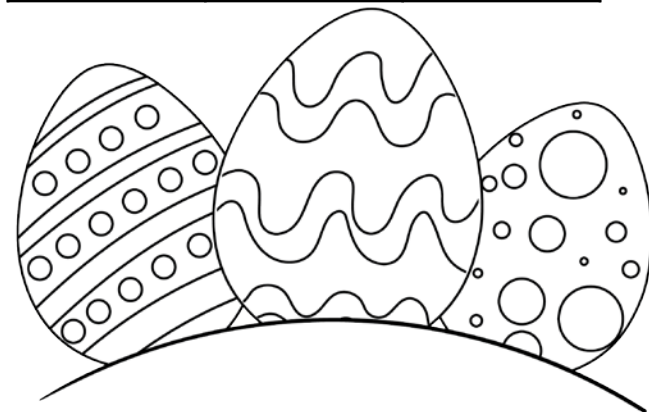
	126	
--	-----	--

	638	
--	-----	--

	632	
--	-----	--

	108	
--	-----	--

	282	
--	-----	--



	799	
--	-----	--





Name: _____



How Many?



Count the tens and ones.



Write the number.



<table border="1"> <thead> <tr> <th>TENS</th> <th>ONES</th> </tr> </thead> <tbody> <tr> <td></td> <td></td> </tr> <tr> <td colspan="2">_____</td> </tr> </tbody> </table>	TENS	ONES			_____		<table border="1"> <thead> <tr> <th>TENS</th> <th>ONES</th> </tr> </thead> <tbody> <tr> <td></td> <td></td> </tr> <tr> <td colspan="2">_____</td> </tr> </tbody> </table>	TENS	ONES			_____		<table border="1"> <thead> <tr> <th>TENS</th> <th>ONES</th> </tr> </thead> <tbody> <tr> <td></td> <td></td> </tr> <tr> <td colspan="2">_____</td> </tr> </tbody> </table>	TENS	ONES			_____	
TENS	ONES																			

TENS	ONES																			

TENS	ONES																			

<table border="1"> <thead> <tr> <th>TENS</th> <th>ONES</th> </tr> </thead> <tbody> <tr> <td></td> <td></td> </tr> <tr> <td colspan="2">_____</td> </tr> </tbody> </table>	TENS	ONES			_____		<table border="1"> <thead> <tr> <th>TENS</th> <th>ONES</th> </tr> </thead> <tbody> <tr> <td></td> <td></td> </tr> <tr> <td colspan="2">_____</td> </tr> </tbody> </table>	TENS	ONES			_____		<table border="1"> <thead> <tr> <th>TENS</th> <th>ONES</th> </tr> </thead> <tbody> <tr> <td></td> <td></td> </tr> <tr> <td colspan="2">_____</td> </tr> </tbody> </table>	TENS	ONES			_____	
TENS	ONES																			

TENS	ONES																			

TENS	ONES																			

<table border="1"> <thead> <tr> <th>TENS</th> <th>ONES</th> </tr> </thead> <tbody> <tr> <td></td> <td></td> </tr> <tr> <td colspan="2">_____</td> </tr> </tbody> </table>	TENS	ONES			_____		<table border="1"> <thead> <tr> <th>TENS</th> <th>ONES</th> </tr> </thead> <tbody> <tr> <td></td> <td></td> </tr> <tr> <td colspan="2">_____</td> </tr> </tbody> </table>	TENS	ONES			_____		<table border="1"> <thead> <tr> <th>TENS</th> <th>ONES</th> </tr> </thead> <tbody> <tr> <td></td> <td></td> </tr> <tr> <td colspan="2">_____</td> </tr> </tbody> </table>	TENS	ONES			_____	
TENS	ONES																			

TENS	ONES																			

TENS	ONES																			





Name: _____



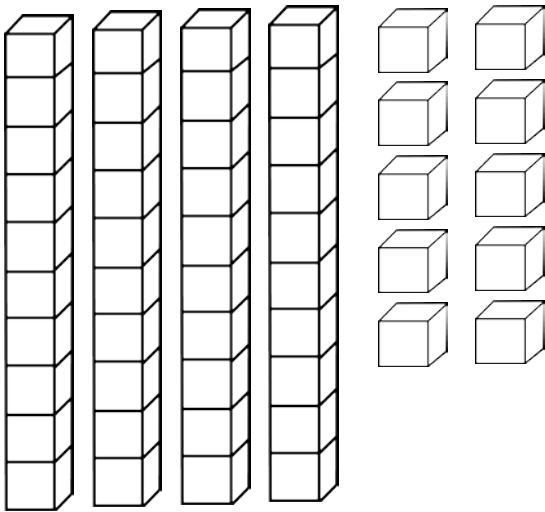
Color the Number



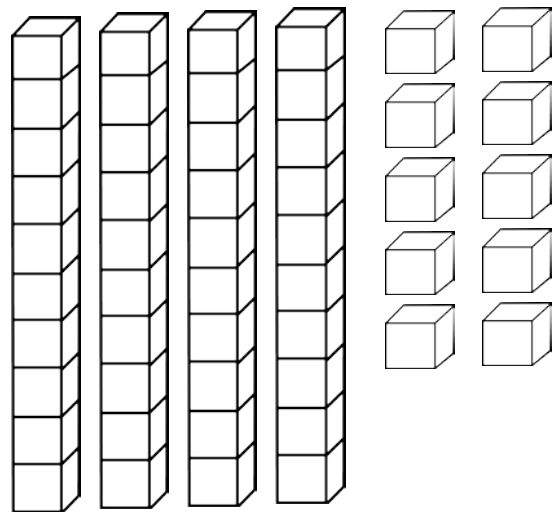
Color the tens and ones to show each number.



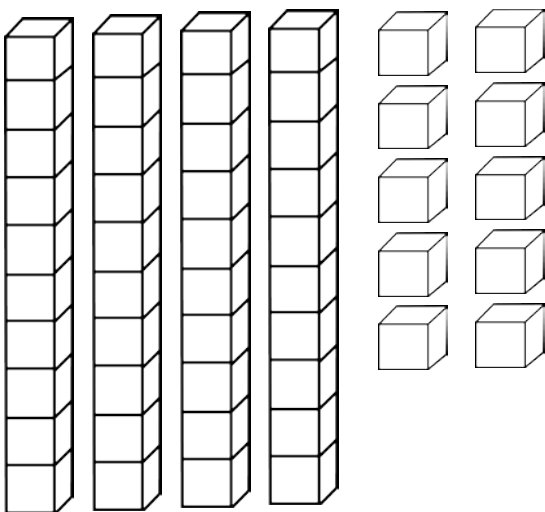
18



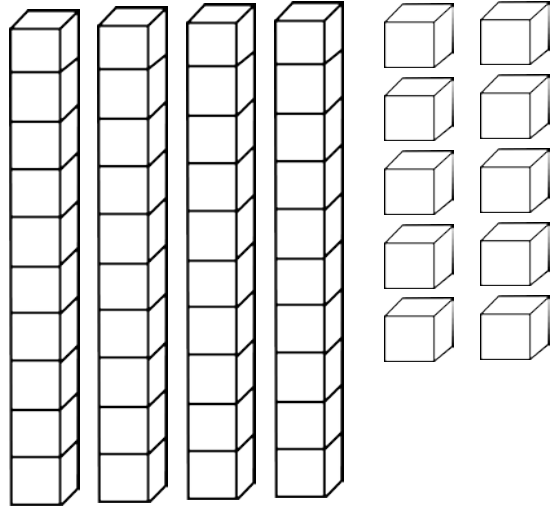
7



14



19





Name: _____



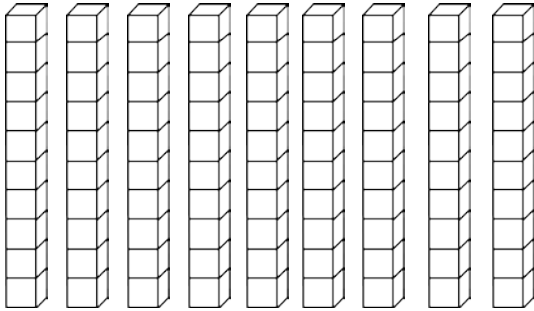
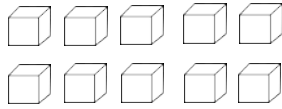
Color the Number



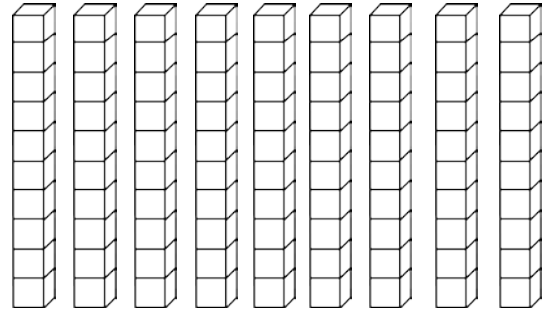
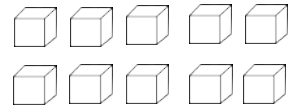
Color the tens and ones to show each number.



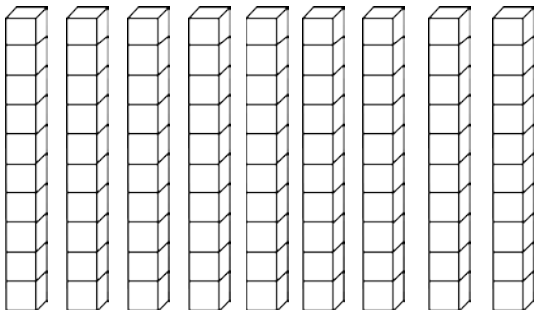
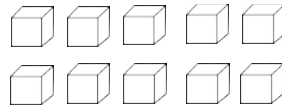
34



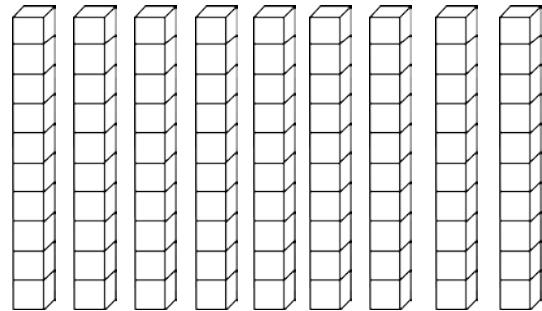
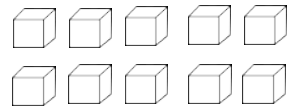
74



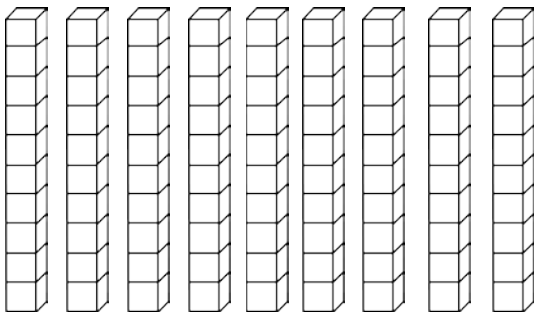
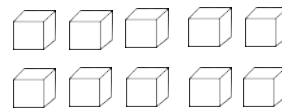
61



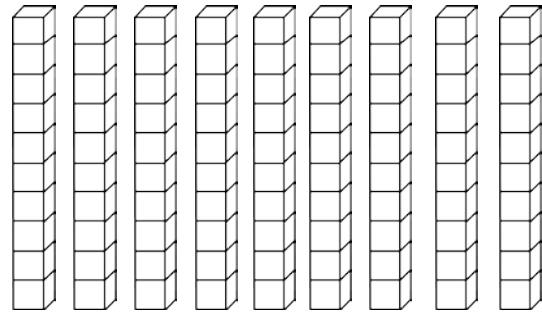
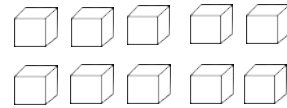
57



76



23





Name: _____

Tens and Ones

The number is 34.

How many tens and how many ones does the number have?

Tens	Ones

The number is 58.

How many tens and how many ones does the number have?

Tens	Ones

The number is 82.

How many tens and how many ones does the number have?

Tens	Ones

The number is 75.

How many tens and how many ones does the number have?

Tens	Ones





Name: _____

Hundreds, Tens and Ones

The number is 382.

How many hundreds, how many tens and how many ones does the number have?

Hundreds	Tens	Ones

The number is 745.

How many hundreds, how many tens and how many ones does the number have?

Hundreds	Tens	Ones

The number is 814.

How many hundreds, how many tens and how many ones does the number have?

Hundreds	Tens	Ones

The number is 509.

How many hundreds, how many tens and how many ones does the number have?

Hundreds	Tens	Ones





Name: _____

Write a fact family.

5 7 12

_____ + _____ = _____

_____ + _____ = _____

_____ - _____ = _____

_____ - _____ = _____

2 9 11

_____ + _____ = _____

_____ + _____ = _____

_____ - _____ = _____

_____ - _____ = _____

8 7 15

_____ + _____ = _____

_____ + _____ = _____

_____ - _____ = _____

_____ - _____ = _____

6 3 9

_____ + _____ = _____

_____ + _____ = _____

_____ - _____ = _____

_____ - _____ = _____

4 6 10

_____ + _____ = _____

_____ + _____ = _____

_____ - _____ = _____

_____ - _____ = _____

6 7 13

_____ + _____ = _____

_____ + _____ = _____

_____ - _____ = _____

_____ - _____ = _____





Name: _____

Write a fact family.

2 6 8

_____ + _____ = _____

_____ + _____ = _____

_____ - _____ = _____

_____ - _____ = _____

8 11 3

_____ + _____ = _____

_____ + _____ = _____

_____ - _____ = _____

_____ - _____ = _____

7 6 13

_____ + _____ = _____

_____ + _____ = _____

_____ - _____ = _____

_____ - _____ = _____

2 8 10

_____ + _____ = _____

_____ + _____ = _____

_____ - _____ = _____

_____ - _____ = _____

9 15 6

_____ + _____ = _____

_____ + _____ = _____

_____ - _____ = _____

_____ - _____ = _____

3 6 9

_____ + _____ = _____

_____ + _____ = _____

_____ - _____ = _____

_____ - _____ = _____





Name: _____

Write the missing addends.

$$7 + \underline{\quad} = 14$$

$$6 + \underline{\quad} = 12$$

$$\underline{\quad} + 4 = 12$$

$$7 + \underline{\quad} = 11$$

$$\underline{\quad} + 3 = 8$$

$$11 + \underline{\quad} = 13$$

$$9 + \underline{\quad} = 13$$

$$\underline{\quad} + 5 = 6$$

$$\underline{\quad} + 4 = 12$$

$$4 + \underline{\quad} = 13$$

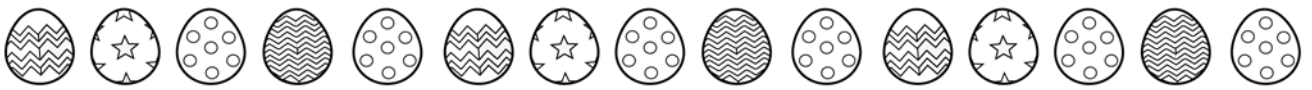
$$3 + \underline{\quad} = 12$$

$$\underline{\quad} + 4 = 7$$

$$\underline{\quad} + 7 = 8$$






$$\underline{\quad} + 5 = 9$$

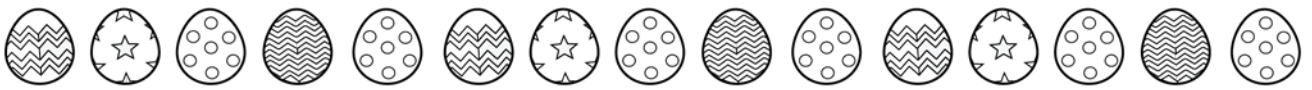




Name: _____

Find 2 numbers that equal
the total on the bunny.

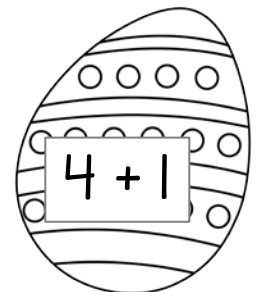
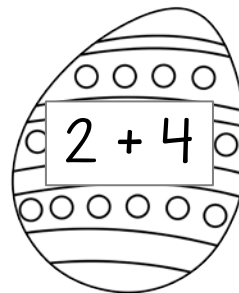



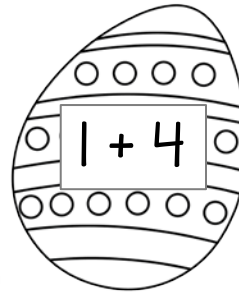


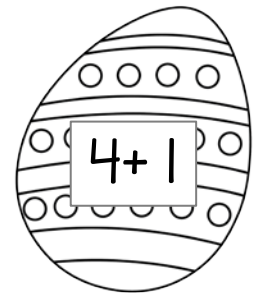

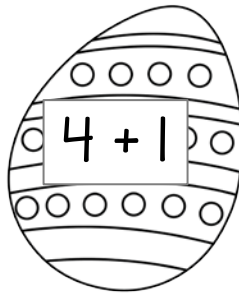

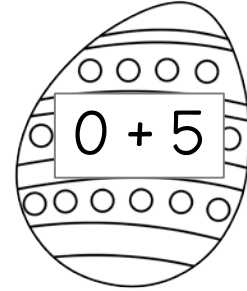
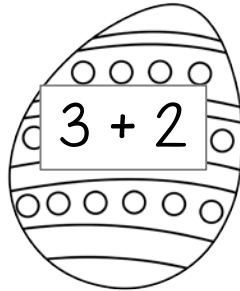
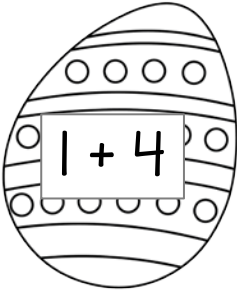




Name: _____

Find 5

Color the eggs that make 5.


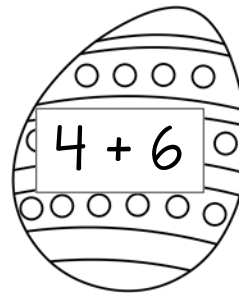

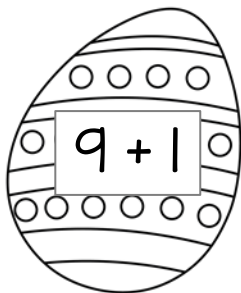

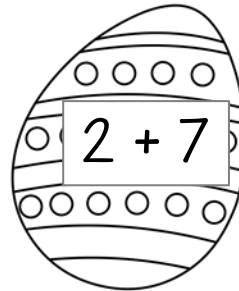
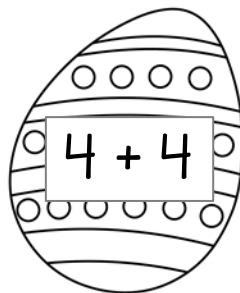

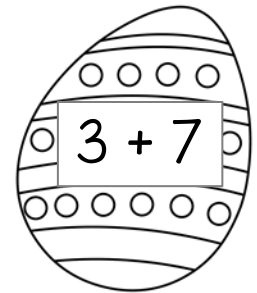
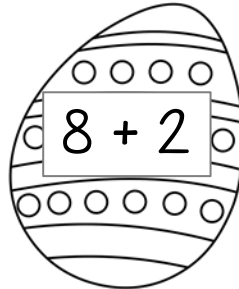
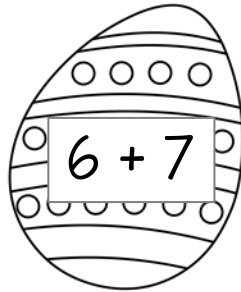


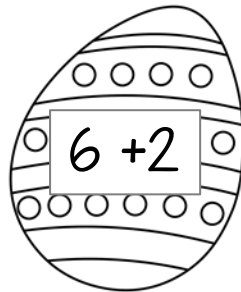





Name: _____

Find 10

Color the starfish that make 10.





Name: _____

Addition

$$\begin{array}{r} 3 \\ + 1 \\ \hline \end{array}$$

$$\begin{array}{r} 4 \\ + 2 \\ \hline \end{array}$$

$$\begin{array}{r} 5 \\ + 3 \\ \hline \end{array}$$

$$\begin{array}{r} 4 \\ + 2 \\ \hline \end{array}$$

$$\begin{array}{r} 5 \\ + 1 \\ \hline \end{array}$$

$$\begin{array}{r} 2 \\ + 3 \\ \hline \end{array}$$

$$\begin{array}{r} 1 \\ + 4 \\ \hline \end{array}$$

$$\begin{array}{r} 3 \\ + 3 \\ \hline \end{array}$$

$$\begin{array}{r} 5 \\ + 2 \\ \hline \end{array}$$





Name: _____

Addition

$$\begin{array}{r} 10 \\ + 8 \\ \hline \end{array}$$

$$\begin{array}{r} 8 \\ + 6 \\ \hline \end{array}$$

$$\begin{array}{r} 12 \\ + 7 \\ \hline \end{array}$$

$$\begin{array}{r} 11 \\ + 9 \\ \hline \end{array}$$

$$\begin{array}{r} 10 \\ + 7 \\ \hline \end{array}$$

$$\begin{array}{r} 12 \\ + 6 \\ \hline \end{array}$$

$$\begin{array}{r} 11 \\ + 8 \\ \hline \end{array}$$

$$\begin{array}{r} 12 \\ + 8 \\ \hline \end{array}$$

$$\begin{array}{r} 10 \\ + 7 \\ \hline \end{array}$$





Name: _____

Addition

$$\begin{array}{r} 45 \\ + 23 \\ \hline \end{array}$$

$$\begin{array}{r} 53 \\ + 42 \\ \hline \end{array}$$

$$\begin{array}{r} 62 \\ + 32 \\ \hline \end{array}$$

$$\begin{array}{r} 72 \\ + 15 \\ \hline \end{array}$$

$$\begin{array}{r} 47 \\ + 22 \\ \hline \end{array}$$

$$\begin{array}{r} 35 \\ + 23 \\ \hline \end{array}$$

$$\begin{array}{r} 64 \\ + 23 \\ \hline \end{array}$$

$$\begin{array}{r} 56 \\ + 23 \\ \hline \end{array}$$

$$\begin{array}{r} 38 \\ + 21 \\ \hline \end{array}$$





Name: _____

$$\begin{array}{r} 453 \\ +245 \\ \hline \end{array}$$

$$\begin{array}{r} 731 \\ +146 \\ \hline \end{array}$$

$$\begin{array}{r} 653 \\ +134 \\ \hline \end{array}$$

$$\begin{array}{r} 524 \\ +243 \\ \hline \end{array}$$

$$\begin{array}{r} 353 \\ +245 \\ \hline \end{array}$$

$$\begin{array}{r} 472 \\ +325 \\ \hline \end{array}$$





Name: _____



Subtraction



$$\begin{array}{r} 3 \\ -2 \\ \hline \end{array}$$

$$\begin{array}{r} 4 \\ -4 \\ \hline \end{array}$$

$$\begin{array}{r} 2 \\ -1 \\ \hline \end{array}$$



$$\begin{array}{r} 5 \\ -3 \\ \hline \end{array}$$

$$\begin{array}{r} 4 \\ -3 \\ \hline \end{array}$$

$$\begin{array}{r} 2 \\ -1 \\ \hline \end{array}$$



$$\begin{array}{r} 4 \\ -2 \\ \hline \end{array}$$

$$\begin{array}{r} 2 \\ -2 \\ \hline \end{array}$$

$$\begin{array}{r} 5 \\ -4 \\ \hline \end{array}$$





Name: _____



Subtraction



10

8

11



- 8

- 6

- 7



10

12

12



- 9

- 7

- 6



11

12

11



- 8

- 8

- 9





Name: _____

Subtraction

$$\begin{array}{r} 45 \\ - 23 \\ \hline \end{array}$$

$$\begin{array}{r} 53 \\ - 42 \\ \hline \end{array}$$

$$\begin{array}{r} 62 \\ - 32 \\ \hline \end{array}$$

$$\begin{array}{r} 72 \\ - 15 \\ \hline \end{array}$$

$$\begin{array}{r} 47 \\ - 22 \\ \hline \end{array}$$

$$\begin{array}{r} 35 \\ - 23 \\ \hline \end{array}$$

$$\begin{array}{r} 64 \\ - 23 \\ \hline \end{array}$$

$$\begin{array}{r} 56 \\ - 23 \\ \hline \end{array}$$

$$\begin{array}{r} 38 \\ - 21 \\ \hline \end{array}$$





Name: _____



Write the number in different ways.



number form	word form	expanded form
17		
	nine	
		$10 + 3$
	sixteen	
18		
		$10 + 4$
	fifteen	





Name: _____



Write the number in different ways.



number form	word form	expanded form
62		
	twenty-eight	
		$30 + 3$
	fifty-six	
84		
		$40 + 1$
	eighty-five	





Name: _____



Write the number in different ways.




number form	word form	expanded form
358		
	four hundred twenty-nine	
		$700 + 40 + 2$
	three hundred seventy-two	
683		
		$200 + 30 + 4$
	five hundred forty-three	



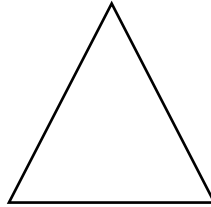


Name: _____

Name the Shape




- circle
- square
- triangle



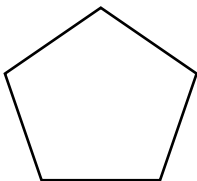
- rectangle
- square
- triangle



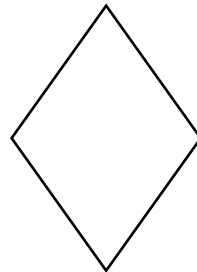
- circle
- rectangle
- triangle



- circle
- square
- oval



- pentagon
- square
- triangle




- square
- diamond
- triangle



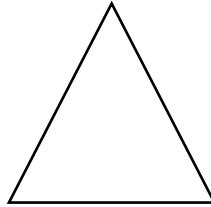


Name: _____


Name the Shape




- circle
- square
- triangle



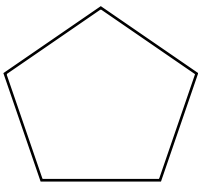
- rectangle
- square
- triangle



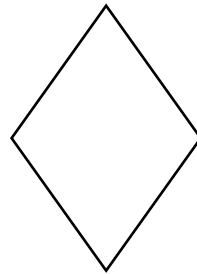
- circle
- rectangle
- triangle



- circle
- square
- oval



- pentagon
- square
- triangle









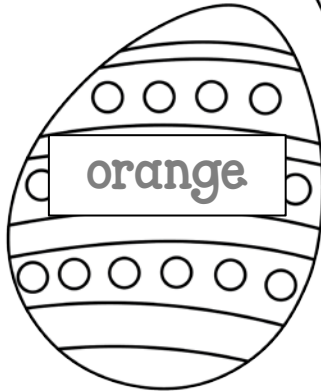


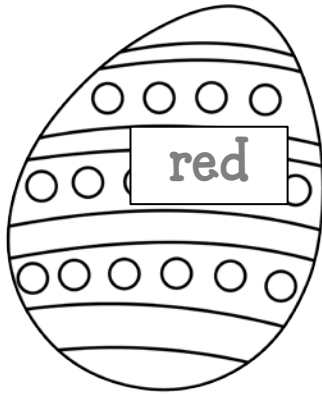
- square
- parallelogram
- triangle





Name: _____

Color the eggs.

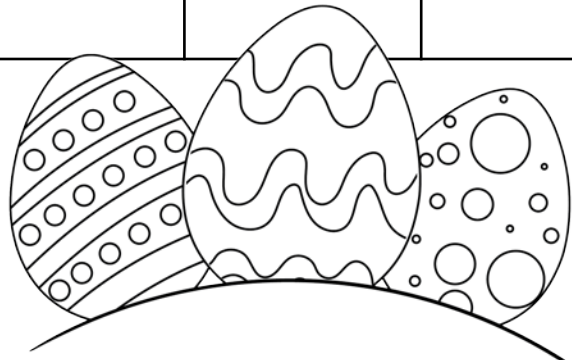




Name: _____

Color the letters in the words EASTER

a	b	c	d	e
f	g	h	i	j
k	l	m	n	o
p	q	r	s	t
u	v	w	x	y
z				





Name: _____

Color the beginning sound.

Read each word. Think of the BEGINNING sound. Say it out loud. Color the box with the letter that makes that sound.



h

g

b

f



s

b

t

f



d

i

k

e




s

r

c

p



r

f

a

t





Name: _____



Write the words in ABC order.



egg

bunny

Easter

chick



candy

carrot

find



1.



2.



3.



4.



5.



6.



7.





Name: _____



Color one sun yellow.



Color two eggs blue.



Color one butterfly orange.



Color three flowers green.





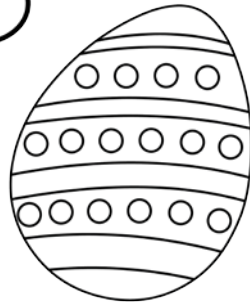




Color one butterfly pink.



Color one egg purple.




Color two carrots orange.






Name: _____

Practice your reading fluency.
Read each sentence
over and over.



- I am excited for Easter.
- We will color the eggs.
- My sister will set up the Easter baskets.
- We will hunt for eggs.
- My dad will make breakfast.
- My brother will hide some eggs.
- I will eat my candy.
- We found 15 eggs.

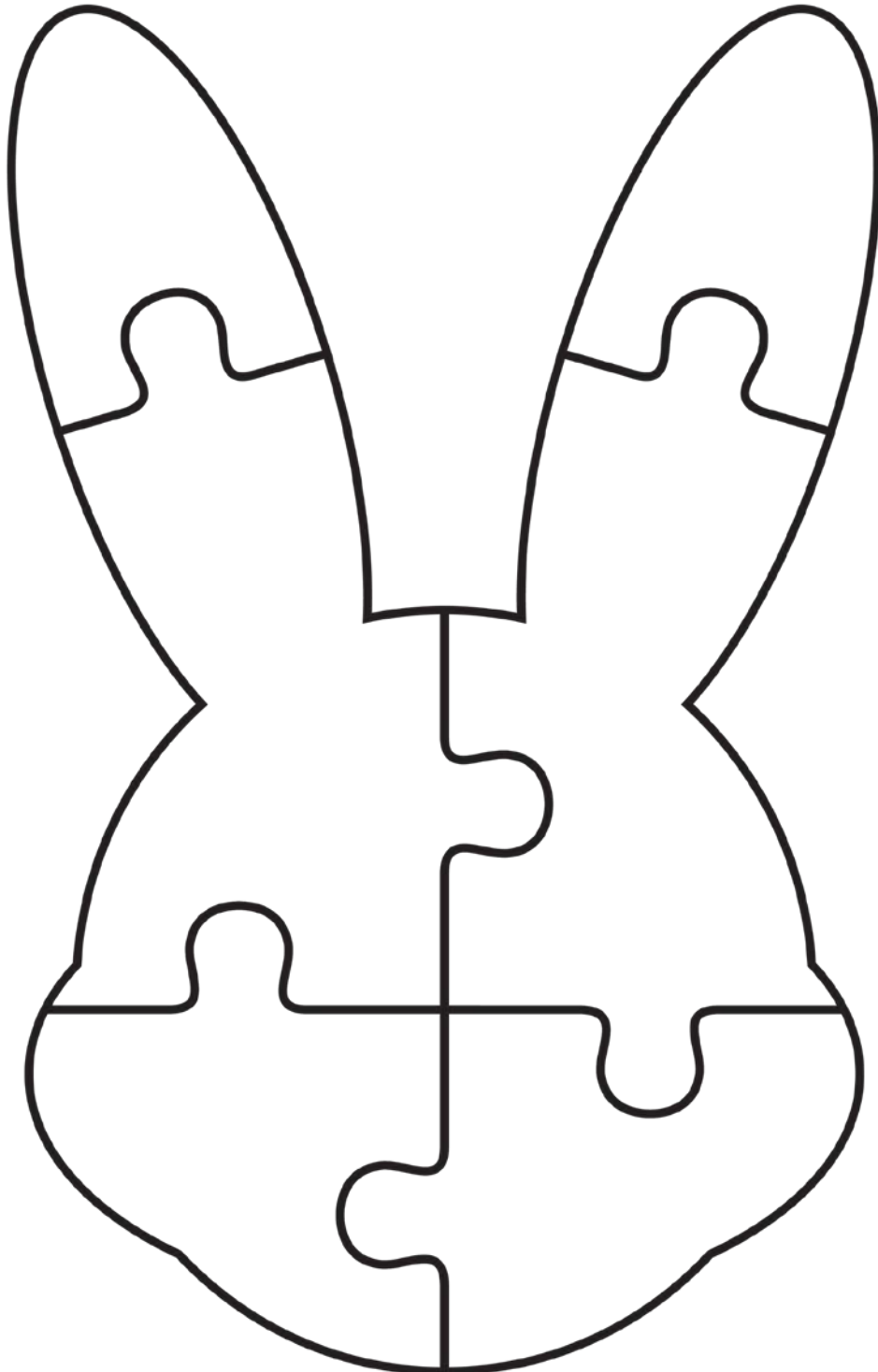




Name: _____



Fill each puzzle piece with an adjective to describe the Easter bunny.






Name: _____



Fill each puzzle piece with something special you did on Easter.






Name: _____

Days of the Week

Write the day that is missing.



Tuesday		Thursday
---------	--	----------

Friday		Sunday
--------	--	--------

	Thursday	Friday
--	----------	--------

	Tuesday	Wednesday
--	---------	-----------

Saturday	Sunday	
----------	--------	--






Name: _____

Months of the Year

Write the month that is missing.



January		March
---------	--	-------

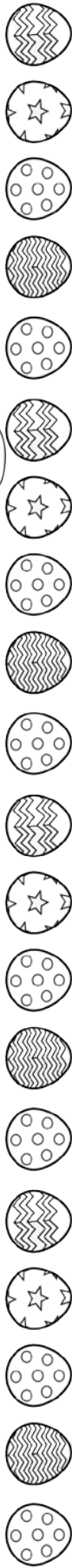
	May	June
--	-----	------

September	October	
-----------	---------	--

	April	May
--	-------	-----

June		August
------	--	--------






Name: _____

Sort the words.

bet set seat heal

tell bead bed pet

feel team met fell



short e	long e






Name: _____

Sort the words.

bit kite fine rip sit

dime light ride fit

quit lick like time



short i	long i





Name: _____



Sort the words.




boat code dot soap



got hop mop hope



sock pack rose toad



short o

long o





Name: _____



Sort the words.




cub bun use cute



rub tub huge luck



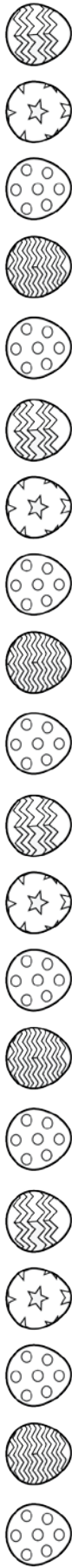
duck blue nut glue



short u


long u





Name: _____

Sort the words.




tent	climb	hot
smoky	fire	build
red	hike	compass
cook	stick	raccoon

nouns	verbs	adjectives



Name: _____

Write the Upper Case Alphabet

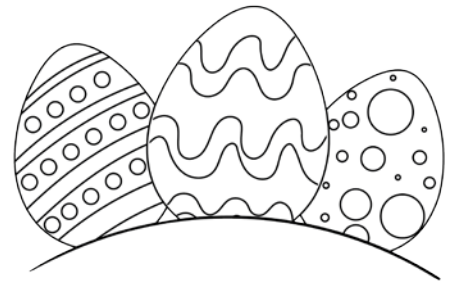


A						
		J				
						U
				Z		

©www.thecurriculumcorner.com

Name: _____


Write the Upper Case Alphabet



A						
		J				
						U
				Z		

©www.thecurriculumcorner.com

Name: _____

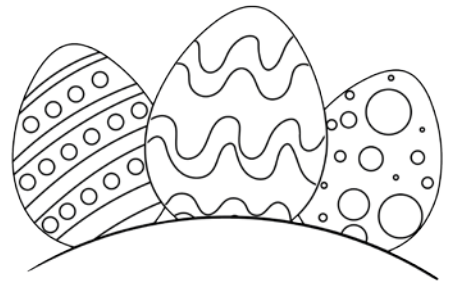


Write the Lower Case Alphabet

a						
	i					
			r			
				z		

©www.thecurriculumcorner.com

Name: _____



Write the Lower Case Alphabet

a						
	i					
			r			
				z		

©www.thecurriculumcorner.com



Name: _____



Unscramble the mixed up sentences.



Write them correctly on the line.



excited for we are Easter





help can color the you eggs me





favorite that candy is my





mom I will my make help breakfast






Write your own sentence about Easter!



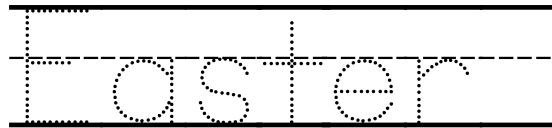


Name: _____

The word is: **Easter**



Write the word.



Show the shape.



Unscramble the sentence.


--	--	--	--

©www.thecurriculumcorner.com

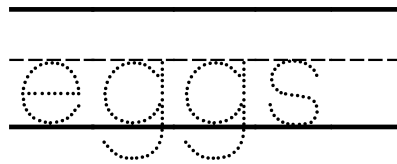
a	Have	Easter!	happy
---	------	---------	-------

Name: _____

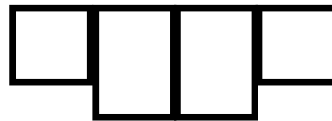
The word is: **eggs**



Write the word.



Show the shape.



Unscramble the sentence.


--	--	--	--

©www.thecurriculumcorner.com

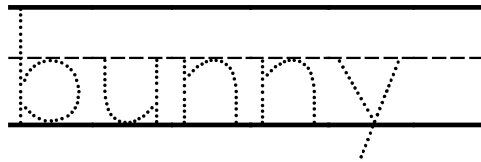
are	There	eggs.	seven
-----	-------	-------	-------

Name: _____

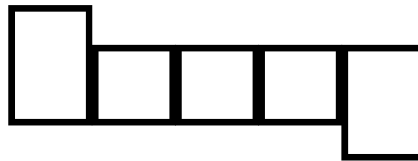
The word is: **bunny**



Write the word.



Show the shape.



Unscramble the sentence.

--	--	--	--

©www.thecurriculumcorner.com







bunny.	I	a	see
--------	---	---	-----



Name: _____

Roll & Write


Roll the dice. Write the word that matches the number you roll.

	Easter		
	egg		
	bunny		
	hide		
	chick		
	happy		





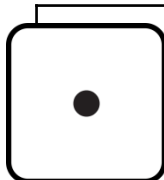





Name: _____



Roll & Read

Roll the dice. Write the word that matches the number you roll. Read the word. Color the box.



	Easter	Easter	Easter
	egg	egg	egg
	bunny	bunny	bunny
	hide	hide	hide
	chick	chick	chick
	happy	happy	happy











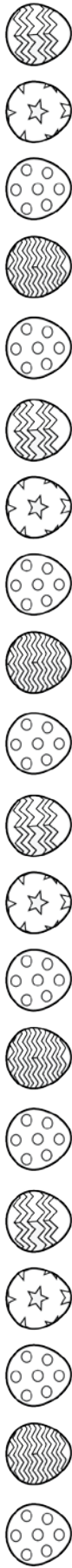
Name: _____

Roll & Write

Roll the dice. Write the word that matches the number you roll.

 the		
 of		
 and		
 a		
 to		
 in		











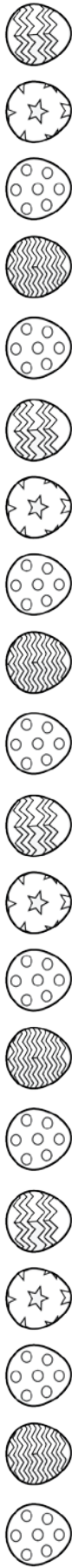
Name: _____

Roll & Write

Roll the dice. Write the word that matches the number you roll.

 is		
 you		
 that		
 it		
 he		
 was		











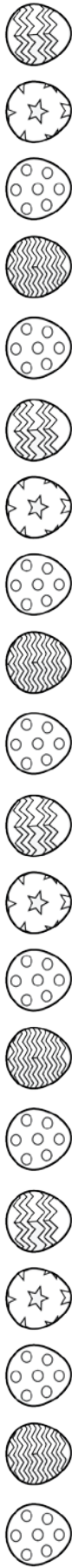
Name: _____

Roll & Write

Roll the dice. Write the word that matches the number you roll.

 for		
 on		
 are		
 as		
 with		
 his		











Name: _____

Roll & Write

Roll the dice. Write the word that matches the number you roll.

 they		
 I		
 at		
 be		
 this		
 have		











Name: _____

Roll & Write

Roll the dice. Write the word that matches the number you roll.



 from		
 or		
 one		
 had		
 by		
 words		





Name: _____

Easter Reading Fun!

**Read to
someone**

**Read
with a
friend**

**Listen to
someone
read**

**Read to
a pet**

**Read to
an
adult**





Name: _____

Easter

Looks like:

Sounds like:

Tastes like:

Feels like:





Name: _____





Name: _____







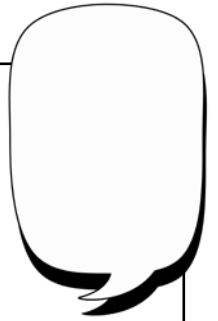

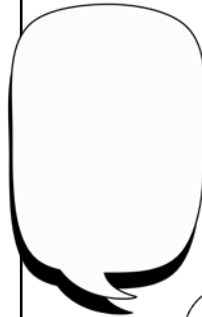
Name: _____



Name: _____



Name: _____



Name: _____

