








Pumpkins




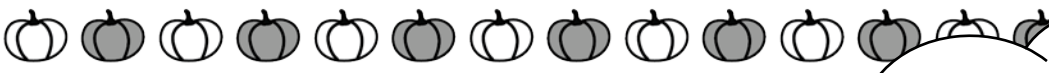




Name: _____

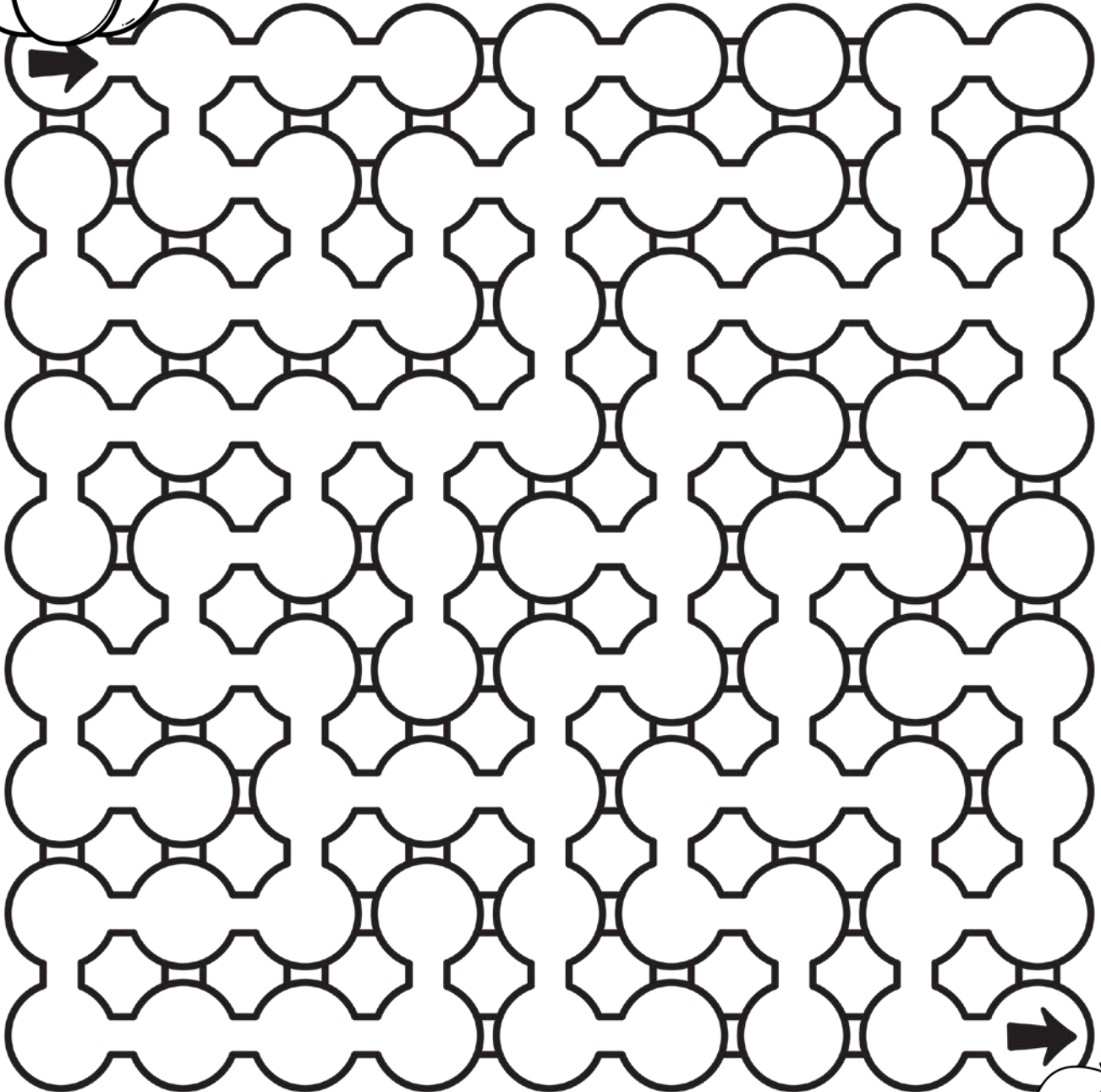

©www.thecurriculumcorner.com














If I went to the pumpkin patch, I would pick a pumpkin.




Draw the pumpkins in the pumpkin patch.



Name: _____

How Many?

Count the tens and ones.
Write the number.



<table border="1"><thead><tr><th>TENS</th><th>ONES</th></tr></thead><tbody><tr><td></td><td></td></tr><tr><td colspan="2"> </td></tr></tbody></table>	TENS	ONES					<table border="1"><thead><tr><th>TENS</th><th>ONES</th></tr></thead><tbody><tr><td> </td><td></td></tr><tr><td colspan="2"> </td></tr></tbody></table>	TENS	ONES					<table border="1"><thead><tr><th>TENS</th><th>ONES</th></tr></thead><tbody><tr><td></td><td></td></tr><tr><td colspan="2"> </td></tr></tbody></table>	TENS	ONES				
TENS	ONES																			
TENS	ONES																			
TENS	ONES																			
<table border="1"><thead><tr><th>TENS</th><th>ONES</th></tr></thead><tbody><tr><td></td><td></td></tr><tr><td colspan="2"> </td></tr></tbody></table>	TENS	ONES					<table border="1"><thead><tr><th>TENS</th><th>ONES</th></tr></thead><tbody><tr><td></td><td></td></tr><tr><td colspan="2"> </td></tr></tbody></table>	TENS	ONES					<table border="1"><thead><tr><th>TENS</th><th>ONES</th></tr></thead><tbody><tr><td></td><td></td></tr><tr><td colspan="2"> </td></tr></tbody></table>	TENS	ONES				
TENS	ONES																			
TENS	ONES																			
TENS	ONES																			
<table border="1"><thead><tr><th>TENS</th><th>ONES</th></tr></thead><tbody><tr><td></td><td></td></tr><tr><td colspan="2"> </td></tr></tbody></table>	TENS	ONES					<table border="1"><thead><tr><th>TENS</th><th>ONES</th></tr></thead><tbody><tr><td></td><td></td></tr><tr><td colspan="2"> </td></tr></tbody></table>	TENS	ONES					<table border="1"><thead><tr><th>TENS</th><th>ONES</th></tr></thead><tbody><tr><td></td><td></td></tr><tr><td colspan="2"> </td></tr></tbody></table>	TENS	ONES				
TENS	ONES																			
TENS	ONES																			
TENS	ONES																			




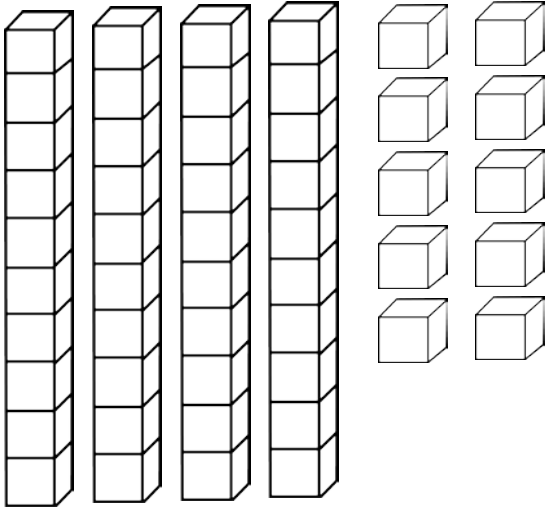
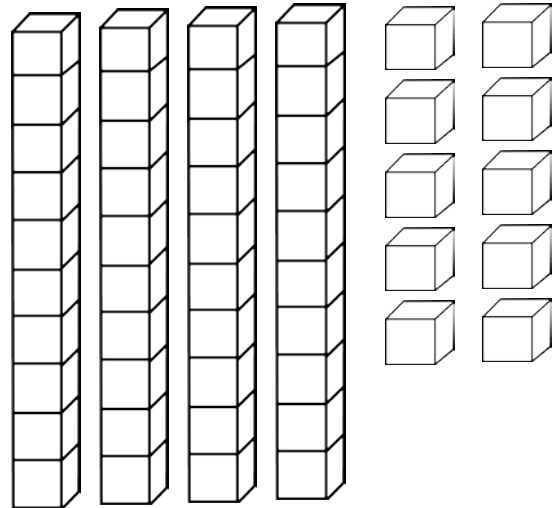
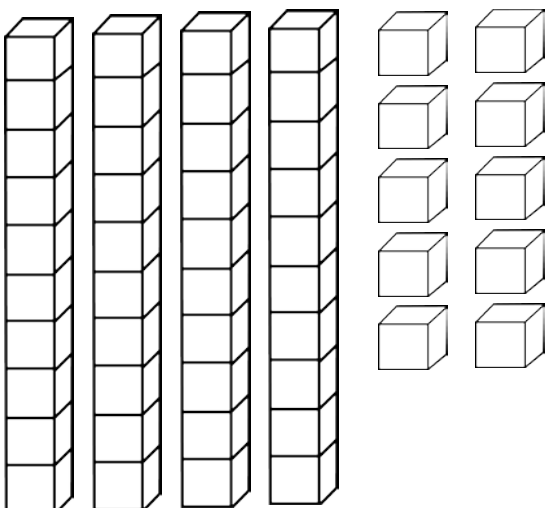
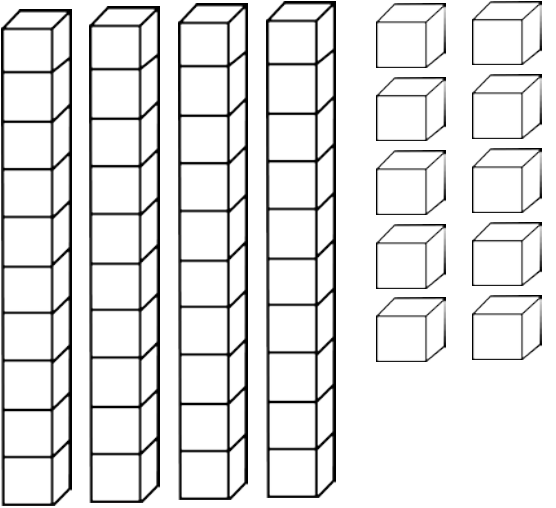


Name: _____

Color the Number

Color the tens and ones
to show each number.




<p>7</p> 	<p>18</p> 
<p>32</p> 	<p>26</p> 





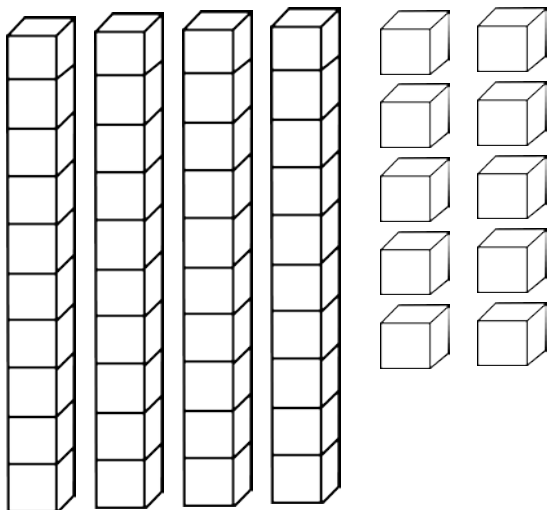
Name: _____



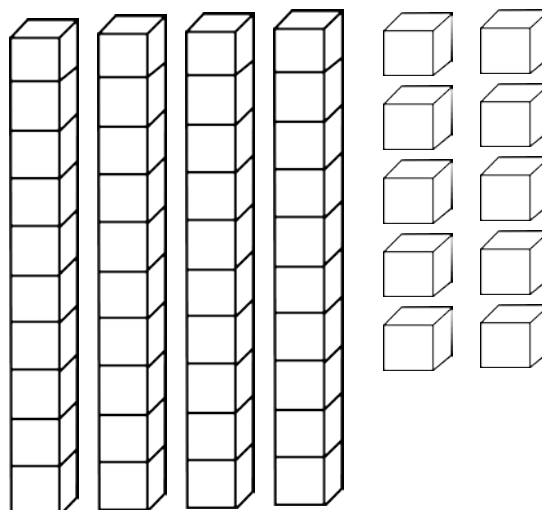
Color the Number

Color the tens and ones
to show each number.


25



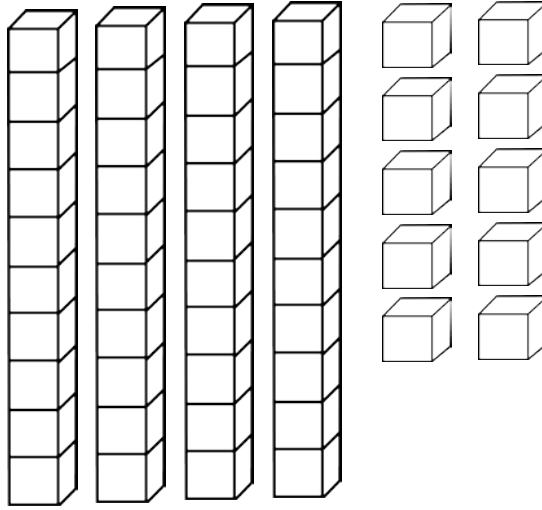
39



16



28



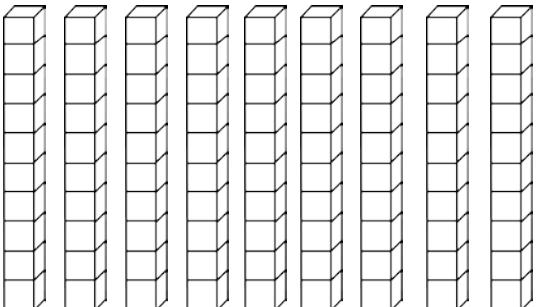
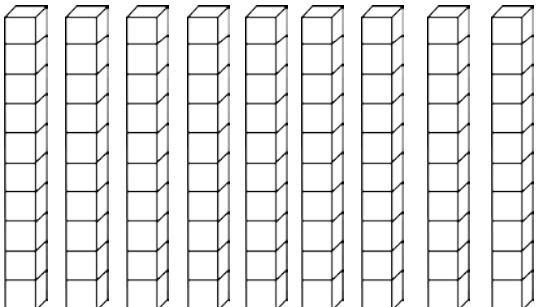
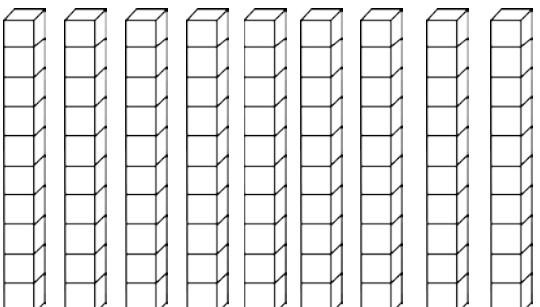
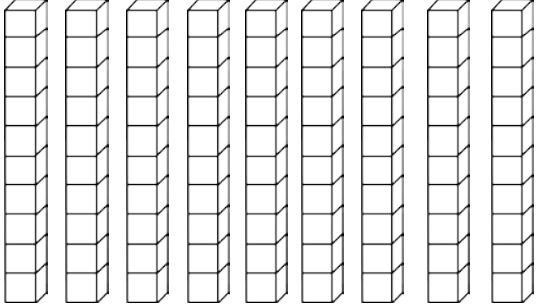
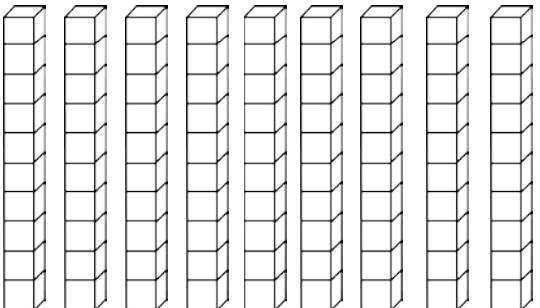
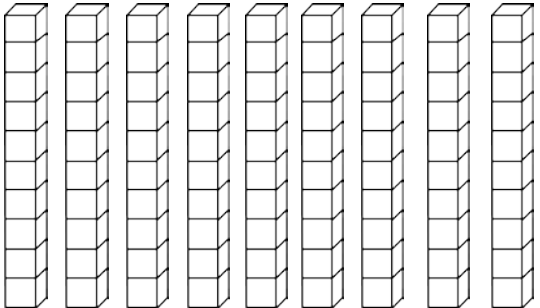


Name: _____



Color the Number


Color the tens and ones to show each number.

<p>23</p> <p>□ □ □ □ □ □ □ □ □ □</p> 	<p>51</p> <p>□ □ □ □ □ □ □ □ □ □</p> 
<p>85</p> <p>□ □ □ □ □ □ □ □ □ □</p> 	<p>49</p> <p>□ □ □ □ □ □ □ □ □ □</p> 
<p>36</p> <p>□ □ □ □ □ □ □ □ □ □</p> 	<p>62</p> <p>□ □ □ □ □ □ □ □ □ □</p> 



Name: _____

Tens and Ones



The number is 47.

How many tens and how many ones does the number have?

Tens	Ones

The number is 33.

How many tens and how many ones does the number have?

Tens	Ones

The number is 86.

How many tens and how many ones does the number have?

Tens	Ones

The number is 52.

How many tens and how many ones does the number have?

Tens	Ones



Name: _____

Hundreds, Tens and Ones

The number is 352.

How many hundreds, how many tens and how many ones does the number have?

Hundreds	Tens	Ones

The number is 486.

How many hundreds, how many tens and how many ones does the number have?

Hundreds	Tens	Ones

The number is 719.

How many hundreds, how many tens and how many ones does the number have?

Hundreds	Tens	Ones

The number is 623.

How many hundreds, how many tens and how many ones does the number have?

Hundreds	Tens	Ones





Name: _____

Hundreds, Tens and Ones

The number is 253.

How many hundreds, how many tens and how many ones does the number have?

Hundreds	Tens	Ones

The number is 810.

How many hundreds, how many tens and how many ones does the number have?

Hundreds	Tens	Ones

The number is 574.

How many hundreds, how many tens and how many ones does the number have?

Hundreds	Tens	Ones

The number is 708.

How many hundreds, how many tens and how many ones does the number have?

Hundreds	Tens	Ones





Name: _____

Count to 100

1			4				8	9	
		13			16			19	
	22			25			28		
31					36				40
	42			45		47		49	
			54		56		58		
61		63							70
	72			75		77			
		83					88		90
	92				96				





Name: _____

Count to 100 by 2s

			4				8		
			14						
	22				26				
	32						38		
			44						50
					56				
							68		
	72				76				
			84						
							98		





Name: _____

Count to 100 by 5s

				5					10
									40
									70
				85					





Name: _____


Count to 20

1		3	
	6		8
	10		
			16
	18		





Name: _____



Fill in the ten frames.

4

6

1


9





Name: _____

Fill in the ten frames.



5

8

3

7







Name: _____

Roll, Write & Tally



Roll the die	Write the number	Show the tally marks
	5	







Name: _____

Roll, Write & Tally



Roll two dice	Write the total	Show the tally marks
	7	

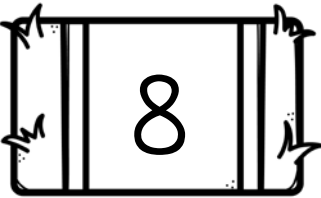




Name: _____



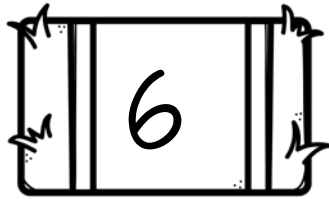
Circle the correct number word.



six

four

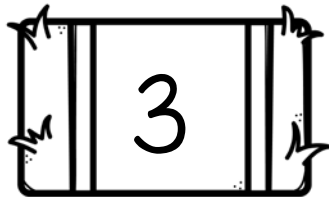
eight



six

ten

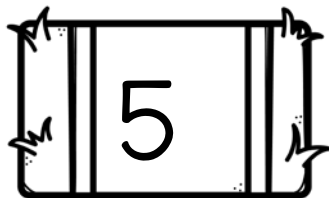
zero



seven

one

three



five

two

nine






Name: _____



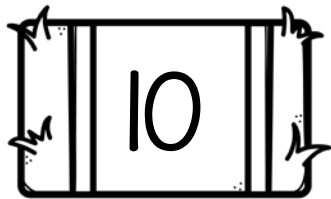
Circle the correct number word.



six

four

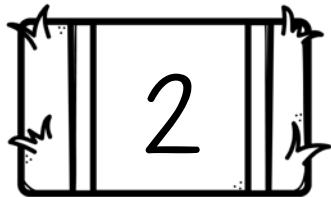
three



seven

ten

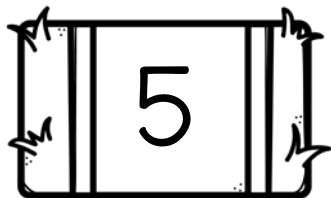
zero



seven

one

two



five

four

nine



Name: _____


1 More & 1 Less



1 Less	The number is...	1 More
	8	
	3	
	4	
	7	
	2	
	6	
	5	



Name: _____



1 More & 1 Less

1 Less	The number is...	1 More
	10	
	7	
	15	
	3	
	18	
	6	
	12	





Name: _____

1 More & 1 Less



1 Less	The number is...	1 More
	74	
	81	
	26	
	53	
	19	
	34	
	48	



Name: _____

1 More & 1 Less



1 Less	The number is...	1 More
	285	
	116	
	794	
	532	
	631	
	905	
	244	

Name: _____

10 More & 10 Less



10 Less	The number is...	10 More
	72	
	15	
	47	
	92	
	46	
	13	
	58	

Name: _____

10 More & 10 Less

10 Less	The number is...	10 More
	724	
	375	
	109	
	573	
	277	
	867	
	466	

Name: _____

100 More & 100 Less

100 Less	The number is...	100 More
	500	
	300	
	200	
	900	
	600	
	400	
	100	



Name: _____

100 More & 100 Less

100 Less	The number is...	100 More
	735	
	352	
	974	
	641	
	387	
	624	
	135	



Name: _____

100 More & 100 Less

100 Less	The number is...	100 More
	2,854	
	4,088	
	8,257	
	5,392	
	6,865	
	3,416	
	7,582	



Name: _____



Before & After

	6	
--	---	--

	1	
--	---	--

	3	
--	---	--


	9	
--	---	--

	4	
--	---	--

	7	
--	---	--

	2	
--	---	--

	8	
--	---	--



	5	
--	---	--





Name: _____

Before & After



	25	
--	----	--

	47	
--	----	--

	36	
--	----	--

	62	
--	----	--

	84	
--	----	--

	14	
--	----	--

	59	
--	----	--

	71	
--	----	--



	95	
--	----	--



Name: _____

Before & After



	275	
--	-----	--

	462	
--	-----	--

	816	
--	-----	--


	507	
--	-----	--

	618	
--	-----	--

	331	
--	-----	--

	574	
--	-----	--


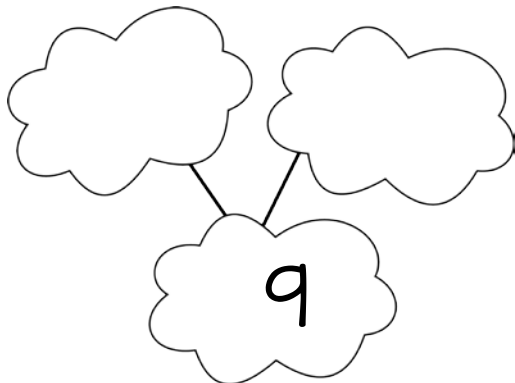



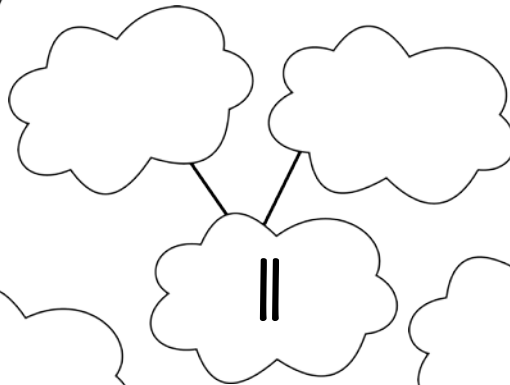


	735	
--	-----	--



	175	
--	-----	--

Name: _____

Complete the number bonds.





Name: _____

Addition



$$\begin{array}{r} 3 \\ + 2 \\ \hline \end{array}$$

$$\begin{array}{r} 4 \\ + 5 \\ \hline \end{array}$$

$$\begin{array}{r} 4 \\ + 1 \\ \hline \end{array}$$

$$\begin{array}{r} 2 \\ + 2 \\ \hline \end{array}$$

$$\begin{array}{r} 4 \\ + 5 \\ \hline \end{array}$$

$$\begin{array}{r} 2 \\ + 3 \\ \hline \end{array}$$

$$\begin{array}{r} 3 \\ + 4 \\ \hline \end{array}$$

$$\begin{array}{r} 3 \\ + 3 \\ \hline \end{array}$$

$$\begin{array}{r} 5 \\ + 2 \\ \hline \end{array}$$





Name: _____



Addition

$$\begin{array}{r} 10 \\ + 8 \\ \hline \end{array}$$

$$\begin{array}{r} 12 \\ + 5 \\ \hline \end{array}$$

$$\begin{array}{r} 11 \\ + 4 \\ \hline \end{array}$$

$$\begin{array}{r} 11 \\ + 3 \\ \hline \end{array}$$

$$\begin{array}{r} 12 \\ + 6 \\ \hline \end{array}$$

$$\begin{array}{r} 11 \\ + 2 \\ \hline \end{array}$$

$$\begin{array}{r} 12 \\ + 5 \\ \hline \end{array}$$

$$\begin{array}{r} 10 \\ + 3 \\ \hline \end{array}$$

$$\begin{array}{r} 12 \\ + 4 \\ \hline \end{array}$$





Name: _____

Addition



$$\begin{array}{r} 24 \\ + 35 \\ \hline \end{array}$$

$$\begin{array}{r} 27 \\ + 41 \\ \hline \end{array}$$

$$\begin{array}{r} 53 \\ + 22 \\ \hline \end{array}$$

$$\begin{array}{r} 42 \\ + 15 \\ \hline \end{array}$$

$$\begin{array}{r} 25 \\ + 22 \\ \hline \end{array}$$

$$\begin{array}{r} 35 \\ + 11 \\ \hline \end{array}$$

$$\begin{array}{r} 42 \\ + 13 \\ \hline \end{array}$$

$$\begin{array}{r} 34 \\ + 22 \\ \hline \end{array}$$

$$\begin{array}{r} 52 \\ + 13 \\ \hline \end{array}$$





Name: _____



Addition

$$\begin{array}{r} 48 \\ + 24 \\ \hline \end{array}$$

$$\begin{array}{r} 56 \\ + 37 \\ \hline \end{array}$$

$$\begin{array}{r} 38 \\ + 25 \\ \hline \end{array}$$

$$\begin{array}{r} 79 \\ + 24 \\ \hline \end{array}$$

$$\begin{array}{r} 61 \\ + 46 \\ \hline \end{array}$$

$$\begin{array}{r} 42 \\ + 19 \\ \hline \end{array}$$

$$\begin{array}{r} 56 \\ + 18 \\ \hline \end{array}$$

$$\begin{array}{r} 55 \\ + 29 \\ \hline \end{array}$$

$$\begin{array}{r} 37 \\ + 28 \\ \hline \end{array}$$





Name: _____



$$\begin{array}{r} 624 \\ +154 \\ \hline \end{array}$$

$$\begin{array}{r} 753 \\ +346 \\ \hline \end{array}$$

$$\begin{array}{r} 742 \\ +643 \\ \hline \end{array}$$

$$\begin{array}{r} 847 \\ +247 \\ \hline \end{array}$$

$$\begin{array}{r} 354 \\ +522 \\ \hline \end{array}$$

$$\begin{array}{r} 155 \\ +355 \\ \hline \end{array}$$





Name: _____



$$\begin{array}{r} 641 \\ +155 \\ \hline \end{array}$$

$$\begin{array}{r} 757 \\ +462 \\ \hline \end{array}$$

$$\begin{array}{r} 358 \\ +634 \\ \hline \end{array}$$

$$\begin{array}{r} 920 \\ +345 \\ \hline \end{array}$$

$$\begin{array}{r} 968 \\ +266 \\ \hline \end{array}$$

$$\begin{array}{r} 468 \\ +152 \\ \hline \end{array}$$





Name: _____

Subtraction



$$\begin{array}{r} 6 \\ -4 \\ \hline \end{array}$$

$$\begin{array}{r} 5 \\ -5 \\ \hline \end{array}$$

$$\begin{array}{r} 8 \\ -2 \\ \hline \end{array}$$

$$\begin{array}{r} 9 \\ -3 \\ \hline \end{array}$$

$$\begin{array}{r} 7 \\ -2 \\ \hline \end{array}$$

$$\begin{array}{r} 6 \\ -1 \\ \hline \end{array}$$

$$\begin{array}{r} 4 \\ -2 \\ \hline \end{array}$$

$$\begin{array}{r} 5 \\ -1 \\ \hline \end{array}$$

$$\begin{array}{r} 9 \\ -3 \\ \hline \end{array}$$





Name: _____

Subtraction



$$\begin{array}{r} 12 \\ - 3 \\ \hline \end{array}$$

$$\begin{array}{r} 11 \\ - 6 \\ \hline \end{array}$$

$$\begin{array}{r} 14 \\ - 7 \\ \hline \end{array}$$

$$\begin{array}{r} 14 \\ - 9 \\ \hline \end{array}$$

$$\begin{array}{r} 15 \\ - 7 \\ \hline \end{array}$$

$$\begin{array}{r} 16 \\ - 6 \\ \hline \end{array}$$

$$\begin{array}{r} 12 \\ - 5 \\ \hline \end{array}$$

$$\begin{array}{r} 18 \\ - 8 \\ \hline \end{array}$$

$$\begin{array}{r} 13 \\ - 9 \\ \hline \end{array}$$





Name: _____

Subtraction



$$\begin{array}{r} 58 \\ - 21 \\ \hline \end{array}$$

$$\begin{array}{r} 65 \\ - 42 \\ \hline \end{array}$$

$$\begin{array}{r} 56 \\ - 32 \\ \hline \end{array}$$

$$\begin{array}{r} 43 \\ - 15 \\ \hline \end{array}$$

$$\begin{array}{r} 62 \\ - 22 \\ \hline \end{array}$$

$$\begin{array}{r} 73 \\ - 23 \\ \hline \end{array}$$

$$\begin{array}{r} 81 \\ - 23 \\ \hline \end{array}$$

$$\begin{array}{r} 42 \\ - 13 \\ \hline \end{array}$$

$$\begin{array}{r} 93 \\ - 24 \\ \hline \end{array}$$





Name: _____

Subtraction



$$\begin{array}{r} 51 \\ - 46 \\ \hline \end{array}$$

$$\begin{array}{r} 62 \\ - 24 \\ \hline \end{array}$$

$$\begin{array}{r} 83 \\ - 39 \\ \hline \end{array}$$

$$\begin{array}{r} 42 \\ - 27 \\ \hline \end{array}$$

$$\begin{array}{r} 58 \\ - 18 \\ \hline \end{array}$$

$$\begin{array}{r} 62 \\ - 29 \\ \hline \end{array}$$

$$\begin{array}{r} 43 \\ - 37 \\ \hline \end{array}$$

$$\begin{array}{r} 81 \\ - 37 \\ \hline \end{array}$$

$$\begin{array}{r} 73 \\ - 12 \\ \hline \end{array}$$





Name: _____



Write the number in different ways.

number form	word form	expanded form
15		
	nineteen	
		$10 + 2$
	eleven	
16		
		$10 + 8$
	seventeen	





Name: _____




Write the number in different ways.

number form	word form	expanded form
number form	word form	expanded form
53		
	twenty-three	
		$30 + 3$
	sixty-four	
65		
		$70 + 5$





Name: _____




Write the number in different ways.

number form	word form	expanded form
185		
	two hundred thirty-four	
		$300 + 50 + 2$
	nine hundred fifteen	
641		
		$500 + 20 + 5$
	eight hundred nineteen	



Name: _____

Name the Shape



circle

square

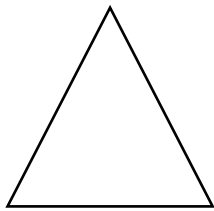
triangle



rectangle

square

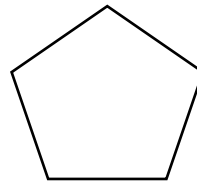
triangle



circle

rectangle


triangle



circle

square

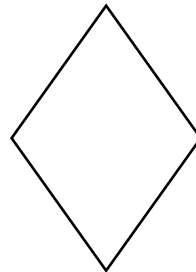
pentagon



pentagon

square

triangle



square

parallelogram

triangle

Name: _____

pumpkin Fractions


Color 1 part.
What
fraction is
colored?



Color 2
parts.
What
fraction is
colored?



Color 1 part.
What
fraction is
colored?



Color 3
parts.
What
fraction is
colored?



Color 1 part.
What
fraction is
colored?



Color 3
parts.
What
fraction is
colored?



Name: _____


pumpkin Fractions




Color 3
parts.
What
fraction is
colored?



Color 3
parts.
What
fraction is
colored?



Color 5
parts.
What
fraction is
colored?



Color 7
parts.
What
fraction is
colored?



Color 5
parts.
What
fraction is
colored?



Color 2
parts.
What
fraction is
colored?



Name: _____



Write the words in ABC order.

seeds	patch	pumpkin	vine
grow	pick	flower	orange

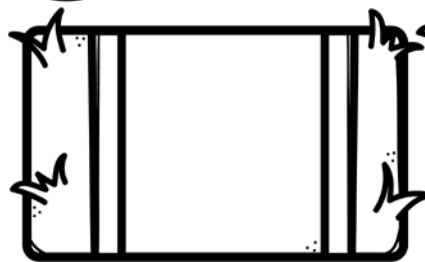

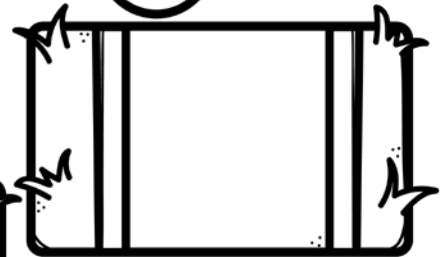

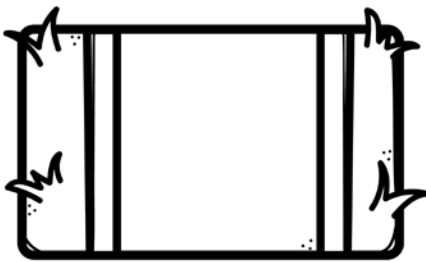


1. _____
2. _____
3. _____
4. _____
5. _____
6. _____
7. _____
8. _____





Name: _____


- Color two pumpkins orange.
- Color one pumpkin green.
- Color three wagons red.
- Color two hay bales brown.
- Color one wagon blue.



Name: _____

Practice your reading fluency.
Read each sentence
over and over.

- Let's go to the pumpkin patch!
- We will pull a wagon.
- I will pick a big pumpkin.
- Which pumpkin do you like?
- The pumpkin is so heavy!



Name: _____

Practice your reading fluency.

Read each sentence
over and over.

- I love going to the pumpkin patch!
- It is fun to ride on the tractor
together.
- How big will your pumpkin be?
- Let's get a little pumpkin, too!
- Can you help me carry my pumpkin?



Name: _____

Days of the Week

Write the day that is missing.



Monday		Wednesday
--------	--	-----------

Thursday		Saturday
----------	--	----------

	Wednesday	Thursday
--	-----------	----------

	Monday	Tuesday
--	--------	---------

Saturday	Sunday	
----------	--------	--



Name: _____

Months of the Year



Write the month that is missing.

February		April
----------	--	-------

July	August	
------	--------	--

October	November	
---------	----------	--

	February	March
--	----------	-------

April	May	
-------	-----	--



Name: _____

Sort the words.

hat lake bat sat take

tap tape cap rain

man can take



short a	long a



Name: _____

Sort the words.

bet set seat heal
tell bead bed pet
feel team met fell



short e	long e



Name: _____

Sort the words.

bit kite fine rip sit
dime light ride fit
quit lick like time



short i	long i



Name: _____

Sort the words.

boat code dot soap

got hop mop hope

sock pack rose toad



short o	long o



Name: _____

Sort the words.

cub bun use cute
rub tub huge luck
duck blue nut glue



short u	long u

Name: _____

Sort the words.

pumpkin

orange

pick

bumpy

vine

ride

grow

yellow

green

big

flower

wagon



nouns	verbs	adjectives

Name: _____

Write the Upper Case Alphabet

A						
		J				
						U
				Z		

©www.thecurriculumcorner.com

Name: _____

Write the Upper Case Alphabet

A						
		J				
						U
				Z		

©www.thecurriculumcorner.com

Name: _____

Write the Lower Case Alphabet

a						
	i					
			r			
				z		

©www.thecurriculumcorner.com

Name: _____

Write the Lower Case Alphabet

a						
	i					
			r			
				z		

©www.thecurriculumcorner.com



Name: _____



Unscramble the mixed up sentences.
Write them correctly on the line.

pumpkins love I to pick

big the very pumpkin is

pick of let's pumpkins lots


pumpkin your which is favorite

Write your own sentence about pumpkins!

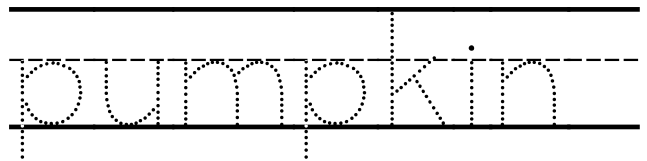


Name: _____

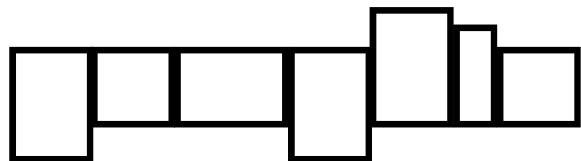
The word is: **pumpkin**



Write the word.



Show the shape.



Unscramble the sentence.


--	--	--	--

©www.thecurriculumcorner.com

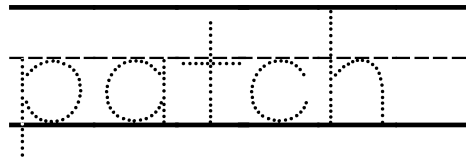
pumpkins.	I	like	orange
-----------	---	------	--------

Name: _____

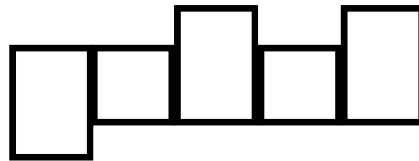
The word is: patch



Write the word.



Show the shape.



Unscramble the sentence.


--	--	--	--

©www.thecurriculumcorner.com

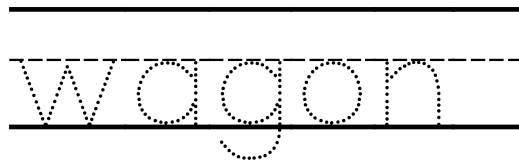
Where	is the	patch?	pumpkin
-------	--------	--------	---------

Name: _____

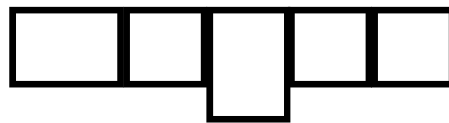
The word is: **wagon**



Write the word.



Show the shape.



Unscramble the sentence.

--	--	--	--

©www.thecurriculumcorner.com







wagon.	I	see	a
--------	---	-----	---

Name: _____



Roll & Write

Roll the dice. Write the word that matches the number you roll.







 patch	patch	patch
 pumpkin	pumpkin	pumpkin
 grow	grow	grow
 vine	vine	vine
 pick	pick	pick
 orange	orange	orange

Name: _____

Roll & Read



Roll the dice. Write the word that matches the number you roll. Read the word. Color the box.







	patch	patch	patch
	pumpkin	pumpkin	pumpkin
	grow	grow	grow
	vine	vine	vine
	pick	pick	pick
	orange	orange	orange

Name: _____



Roll & Write

Roll the dice. Write the word that matches the number you roll.







 the		
 of		
 and		
 a		
 to		
 in		

Name: _____



Roll & Write

Roll the dice. Write the word that matches the number you roll.







 is		
 you		
 that		
 it		
 he		
 was		

Name: _____



Roll & Write

Roll the dice. Write the word that matches the number you roll.







 for		
 on		
 are		
 as		
 with		
 his		

Name: _____



Roll & Write







Roll the dice. Write the word that matches the number you roll.

 they		
 I		
 at		
 be		
 this		
 have		

Name: _____

Roll & Write


Roll the dice. Write the word that matches the number you roll.

 from		
 or		
 one		
 had		
 by		
 words		

Name: _____

My Pumpkin Patch

<p>This is what my pumpkin patch looks like:</p>	<p>This is my favorite pumpkin:</p>
<p>This is how I would decorate my pumpkin.</p>	<p>Something special about my pumpkin patch is:</p>



Name: -----



Name: -----



Name: -----

Four horizontal lines for writing.



Name: _____





Name: _____

Four sets of handwriting practice lines, each consisting of a solid top line, a dashed middle line, and a solid bottom line.





Name: _____

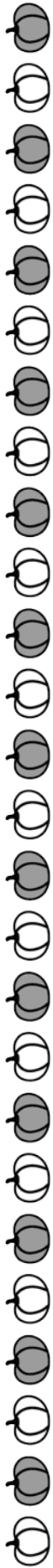




Name: _____








Name: _____





Name: -----





Name: _____





Name: _____



Four sets of handwriting practice lines, each consisting of a solid top line, a dashed middle line, and a solid bottom line.





Name: _____



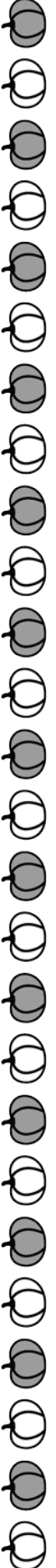





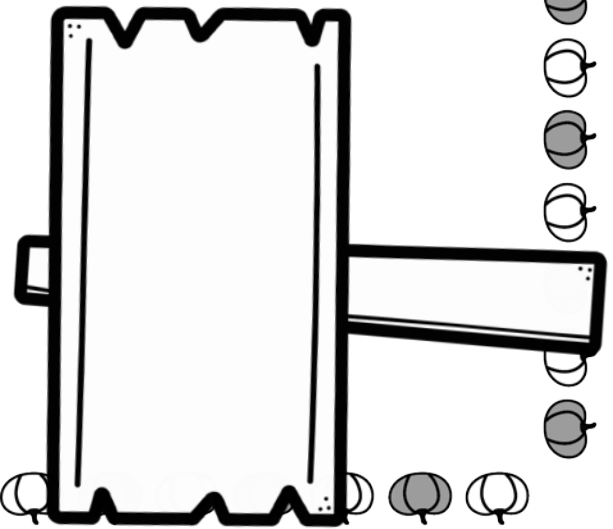
Name: _____






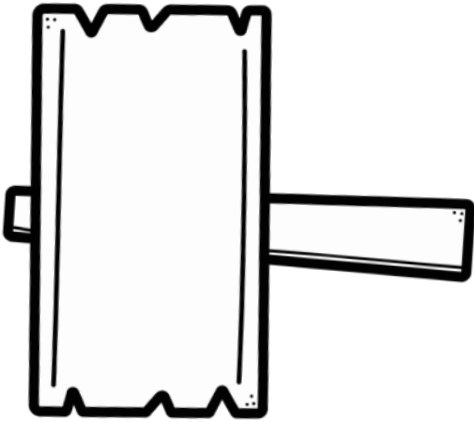


Name: _____





Name: _____





Four vertical lines for writing, positioned to the right of the stencil illustration.







Name: _____





Name: _____





Four sets of handwriting practice lines, each consisting of a solid top line, a dashed middle line, and a solid bottom line.







Name: _____









Name: _____




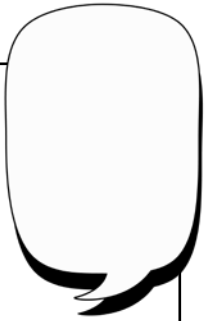




Name: _____



Name: _____



Name: _____

