

The background is a vibrant blue with a repeating pattern of various sports balls, including basketballs, baseballs, soccer balls, and hockey pucks. In the center, a large, dark grey, cloud-like shape contains the main text. To the left of this shape, a cartoon illustration of a football player in a blue and white uniform with a red helmet is shown in a dynamic pose.

Sports Of All Sorts

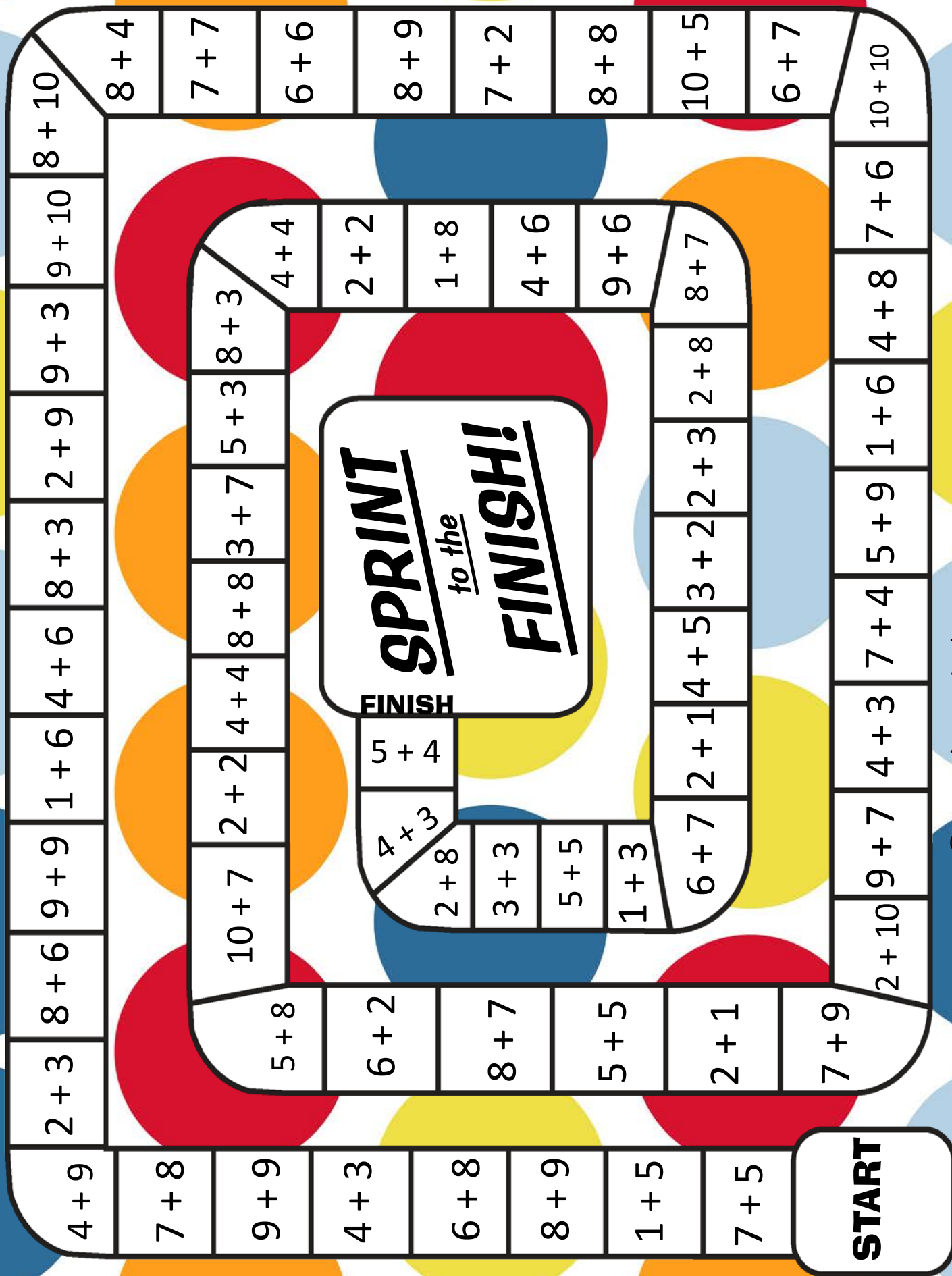
FREE
Math & Literacy
Centers

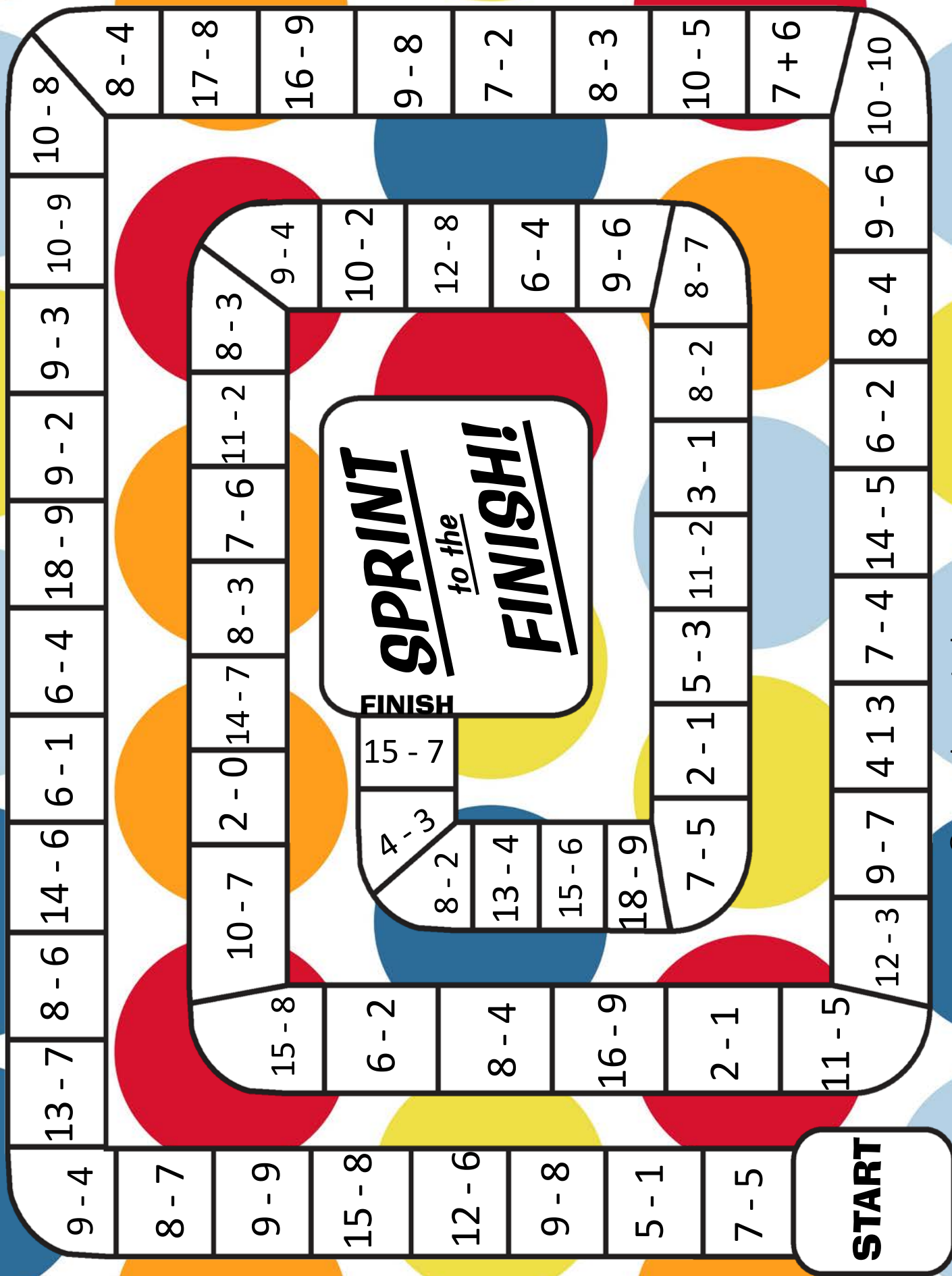
Created by:
The Curriculum Corner

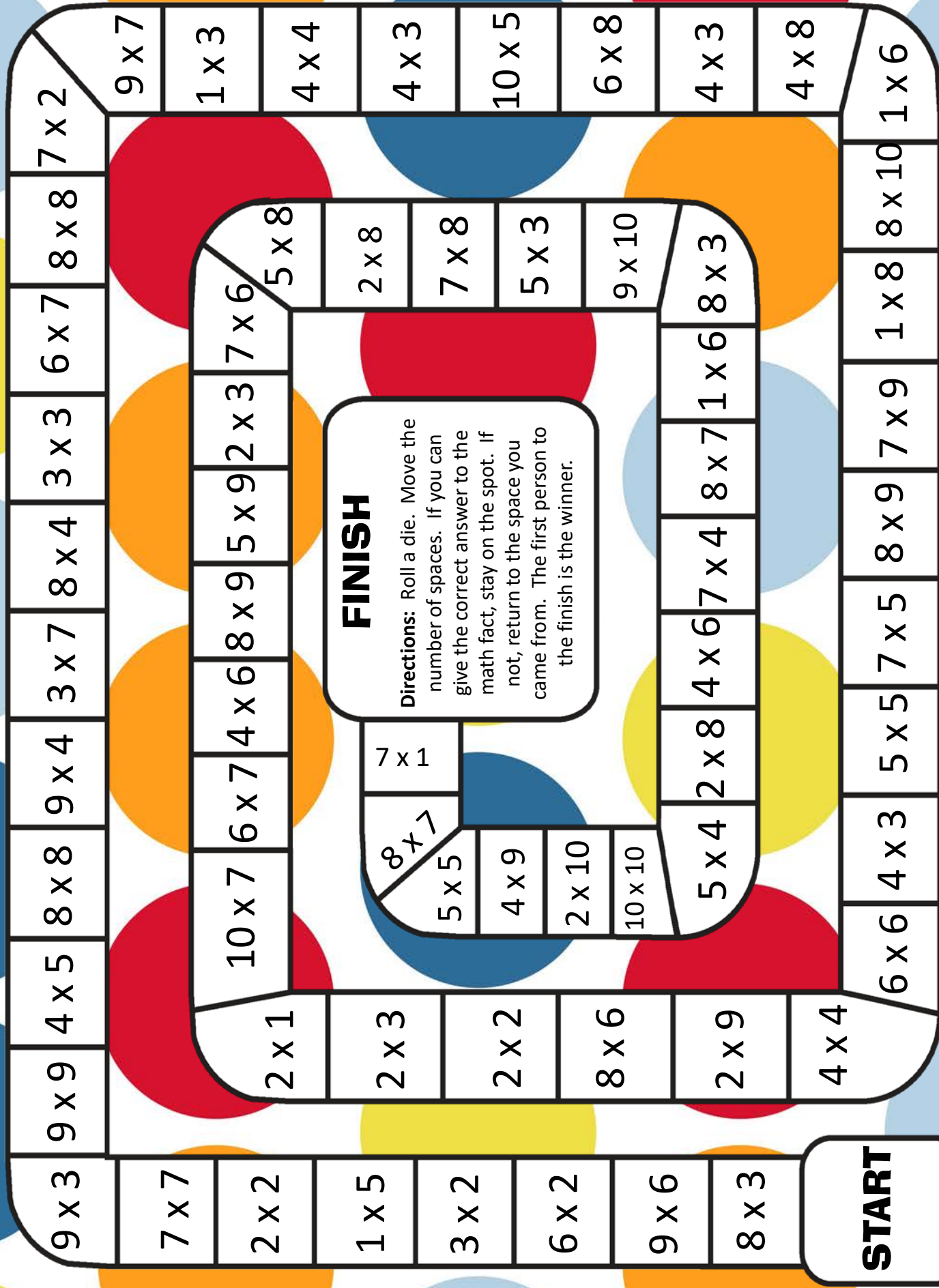
SPRINT to the FINISH!

Directions:

Roll a die. Move the number of spaces. If you can give the correct answer to the math fact, stay on the spot. If not, return to the space you came from. The first person to the finish is the winner.







Soccer Ball Bump

Directions:

Roll 2 dice and multiply the numbers. Cover that space with a marker. If your partner already has a marker there...BUMP it! If you are able to cover a space with 2 of your own stacked markers, that space can't be bumped. The first player to use all 10 of their markers first...WINS!

©www.thecurriculumcorner.com

Baseball Bump

Directions:

Roll 2 10-sided number cubes and multiply the numbers. Cover that space with a marker. If your partner already has a marker there...BUMP it! If you are able to cover a space with 2 of your own stacked markers, that space can't be bumped. The first player to use all 10 of their markers first...WINS!

©www.thecurriculumcorner.com

Soccer Ball

Multiplication
BUMP!



25

2

15

3

6

12

24

10

18

16

15

5

1

8

36

30

2

8

18

12

12

20

24

9

4

Baseball Bump!

Multiplication



60

36

81

42

5

8

16

6

9

12

10

28

24

14

63

20

15

56

72

21

27

50

2

48

90

54

35

28

80

32

7

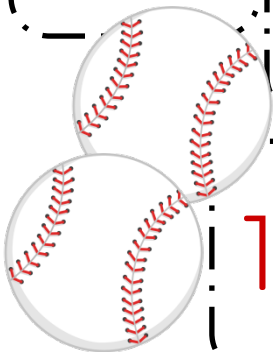
25

40

70

64

4



100

3

30

45

49




Four in a Row

Addition

How to Play:

Take turns with your partner.
Choose two numbers from the small square. Add the numbers.
Find the sum in the large square and cover it with a marker. You can't use the same problem twice!
The first player to get four in a row wins!

5	6	7
3	8	10
9	4	2



14	9	14	11	16	12
8	13	12	10	6	17
7	12	15	5	10	7
10	9	13	11	12	9
14	16	14	8	15	17
13	19	11	15	12	8





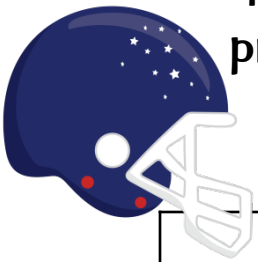
Four in a Row

Multiplication

How to Play:

Take turns with your partner. Choose two numbers from the small square. Multiply the numbers. Find the product in the large square and cover it with a marker. You can't use the same problem twice! The first player to get four in a row wins!

5	6	7
3	8	10
9	4	2



50	20	60	30	24	35
27	56	6	16	14	8
24	18	21	54	90	10
40	36	20	28	80	63
45	40	12	42	12	56
70	18	72	32	48	15






Shoot to the Top

How to Play:

Start at 1. The first player rolls two dice, adds the numbers and moves that many spaces.
The first player to 120 is the winner.




120	119	118	117	116	115	114	113	112	111
101	102	103	104	105	106	107	108	109	110
100	99	98	97	96	95	94	93	92	91
81	82	83	84	85	86	87	88	89	90
80	79	78	77	76	75	74	73	72	71
61	62	63	64	65	66	67	68	69	70
60	59	58	57	56	55	54	53	52	51
41	42	43	44	45	46	47	48	49	50
40	39	38	37	36	35	34	33	32	31
21	22	23	24	25	26	27	28	29	30
20	19	18	17	16	15	14	13	12	11
1	2	3	4	5	6	7	8	9	10

Name: _____

How Do You Measure Up?

Measure each piece of sports equipment using two different units of measurement.

Don't forget to label your answers!

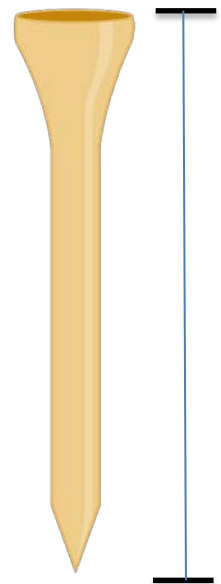

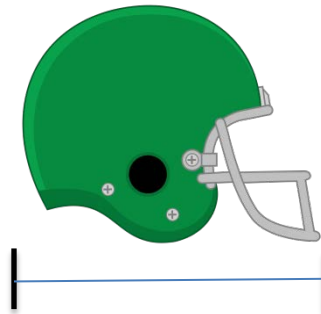


<u>Item</u>	1 st Measurement	2 nd Measurement
basketball		
football helmet		
tennis ball		
football		
golf tee		
soccer ball		
hockey puck		
golf ball		
sports jersey		
hockey stick		

How Do You Measure Up?

Directions:



Use the tools provided by your teacher. Measure each piece of sports equipment from end to end using two different units of measurement. Write your measurements on the recording page.



How Do You Measure Up?

Directions:

Use the tools provided by your teacher. Measure each piece of sports equipment from end to end using two different units of measurement. Write your measurements on the recording page.



Flip
again!

on the was that

Directions: Flip a coin. Move 1 space for heads, 2 spaces for tails. If you read the word correctly, you get to stay where you moved. If you miss the word, move back to where you started. The first person to reach the end is the winner.

I

and

for

they

he

end

you

a

is

Flip
again!

to

start

are

as

with

Flip
again!

his

in

of

it

Flip
again!

were

what

but

by

one

Directions: Flip a coin. Move 1 space for heads, 2 spaces for tails. If you read the word correctly, you get to stay where you moved. If you miss the word, move back to where you started. The first person to reach the end is the winner.

from

when

this

can

end

at

said

or

Flip
again!

your

start

be

we

have

Flip
again!

all

not

had

words



Flip
again!

go

more

look

time

Directions: Flip a coin. Move 1 space for heads, 2 spaces for tails. If you read the word correctly, you get to stay where you moved. If you miss the word, move back to where you started. The first person to reach the end is the winner.

him

way

make

could

people

end

her

Flip
again!

number

no

some

see

start

would

write

Flip
again!

two

has

into

like

Flip
again!

down

find

its

who

Directions: Flip a coin. Move 1 space for heads, 2 spaces for tails. If you read the word correctly, you get to stay where you moved. If you miss the word, move back to where you started. The first person to reach the end is the winner.

been

did

first

come

part

end

my

Flip
again!

made

may

than

get

start

water

day

Flip
again!

long

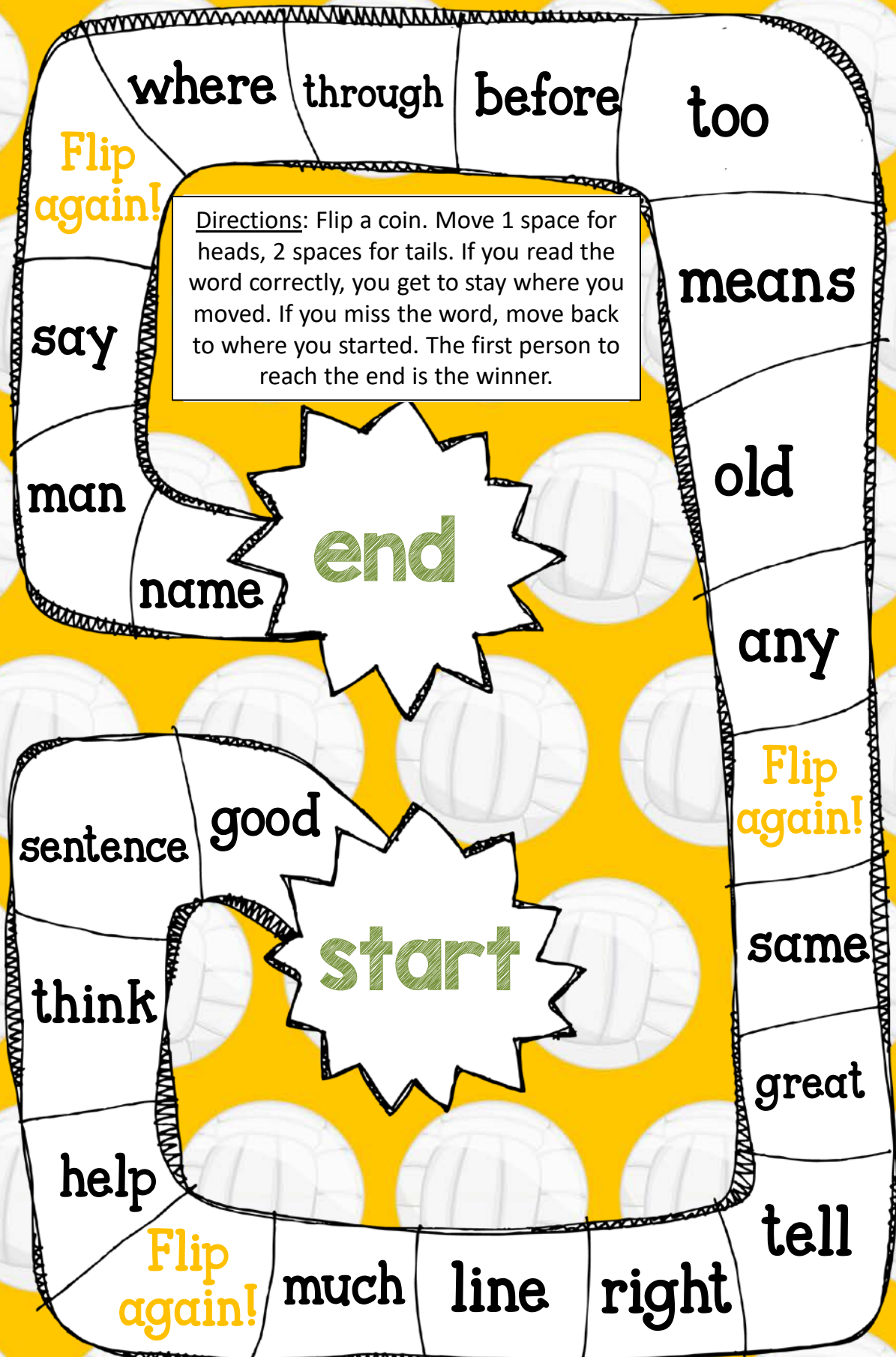
now


am


called



Directions: Flip a coin. Move 1 space for heads, 2 spaces for tails. If you read the word correctly, you get to stay where you moved. If you miss the word, move back to where you started. The first person to reach the end is the winner.







house point page letters

Flip
again!

Directions: Flip a coin. Move 1 space for heads, 2 spaces for tails. If you read the word correctly, you get to stay where you moved. If you miss the word, move back to where you started. The first person to reach the end is the winner.

away

mother

air

answer

animals

end

found

Flip
again!

off

change

study

play

start

still

spell

learn


Flip
again!

world America should

Name: _____

Fry Word Plural Plays!

Pick a noun card. Write the word and its plural form on the chart.



Noun	Plural Form
1.	
2.	
3.	
4.	
5.	
6.	
7.	
8.	
9.	
10.	

word

number

day

name

boy

sound

thing

sentence

word

line

farm

place

man

year

letter

animal

home

life

school

mother

father

city

head

group

country

example

plant

tree

eye

story

car

song

mile

idea

child

state

girl

family

foot

river

book

face

mountain

list

body

question

horse

hour

fish

bird

ship

color

problem

friend

door





product

piece

wave

dog


room



Name: _____

Fry Word Past Tense Plays!

Pick a verb card. Write the word and its past tense on the chart.



Verb	Past Tense
1.	
2.	
3.	
4.	
5.	
6.	
7.	
8.	
9.	
10.	

have

was

say

do

make

like

write

look

see

call

find

get

come

take

work

know

live

give

think

help

tell

follow

want

show

put

turn

ask

try

go

read

need

move

change

play

point

spell

answer

study

learn

add

plant

keep

start

close

open

begin

grow

carry

hear

stop

miss

eat

watch

cut

talk






leave

stand

complete

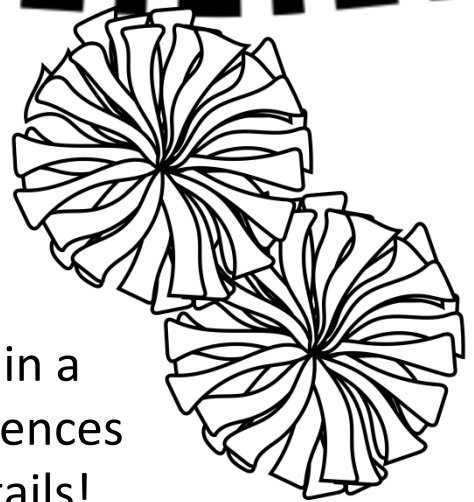
become

measure



Name: _____

Three Cheers for Super Sentences!



Pick a card. Use both words on the card in a complete sentence. Try to make your sentences ***at least*** six words long and add great details!

1. _____

2. _____


3. _____

4. _____

5. _____



Name: _____



6. _____

7. _____

8. _____

9. _____

10. _____



cheer
team

play
field

kick
football

stretch
legs

throw
baseball

hit
ball

run
track

swim
pool

dribble
basketball

ski
mountain

tackle
player

score
touchdown

shoot
basket

catch
frisbee

tumble
mat

score
goal

swing
playground

hop
sidewalk

skip
driveway

pull
rope

turn
jump rope

jump
lake

splash
ocean

twirl
floor

smile
friend

help
neighbor

fix
toys

take
walk

sleep
blanket

rest
chair

watch
game

eat
foods

What is Volleyball?



Volleyball is a popular sport that was invented by William Morgan in 1985. To create the game he mixed parts of two different sports - tennis and handball. Volleyball has become a common sport in many schools in our country and also around the world.

Volleyball is played with two teams of six people. The teams stand on opposite sides of a net, which divides a court in half. On both sides, three team members stand in the front row ready to hit a ball back over the net. The other three stand behind them in a back row, ready to bump the ball up to the front row, or over the net, after it is hit to their side by the other team.

In order to win, a team must be the first to score twenty-five points. To get a point a team has to try to hit the ball back in a way that the other team cannot return it before it touches the floor.



Name: _____

Volleyball

Read the passage about volleyball. Answer the following questions in complete sentences.

1. Who invented the game of volleyball? _____

2. How many years ago was volleyball invented? _____

3. What is the purpose of the net in volleyball? _____

4. What main job does the back row of players have? _____

Name: _____

5. The author uses the word “bump”. What do you think that means? _____

6. In your own words, describe how a team earns a point.

7. How does a team win a volleyball game? _____

8. Would you want to play volleyball? Why or why not?



Name: _____

3 Facts & 1 Opinion About Volleyball



Read the passage about volleyball. Pick out **THREE** interesting facts you learned about the sport and write them below. Then think of **ONE** opinion you have about what you read and write that too.

Fact #1: _____

Fact #2: _____

Fact #3: _____

Opinion: _____

Name: _____


SCORE with Synonyms!

Use the puzzles to find synonym pairs.
Write the pairs in the chart.



1.	
2.	
3.	
4.	
5.	
6.	
7.	
8.	
9.	
10.	
11.	
12.	

Name: _____



SCORE with Synonyms!

13.	
14.	
15.	
16.	
17.	
18.	
19.	
20.	
21.	
22.	
23.	
24.	

smart

clever

hurry

rush

create

make

fracture

break

slice

cut

tumble

fall

help

aid

bother

annoy

terrible

awful

begin

start

stomach

belly

bizarre

weird

courageous

brave

chop

cut

gather

collect

foolish

silly

perhaps

maybe

midday

noon

uncooked

raw

unusual

strange

sparkle

glitter

tough

hard

final

last

missing

lost