


Unicorns



Name: _____

©www.thecurriculumcorner.com





I WANNA BE A
Unicorn



Magical Sweets











Name: _____



How Many?



Count the tens and ones.
Write the number.







TENS	ONES
	



TENS	ONES
	



TENS	ONES
	



TENS	ONES
	

TENS	ONES
	

TENS	ONES
	

TENS	ONES
	

TENS	ONES
	

TENS	ONES
	

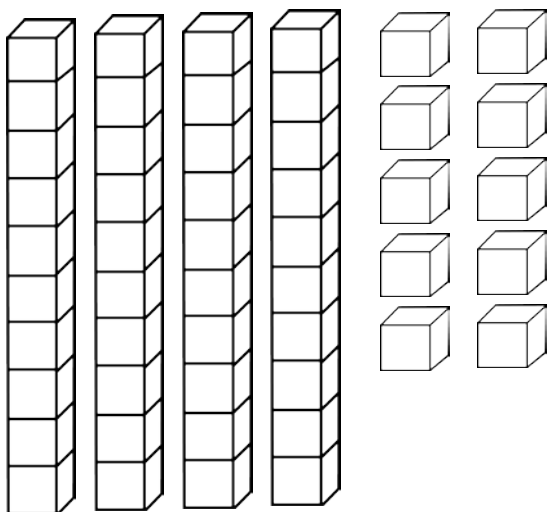
Name: _____

Color the Number

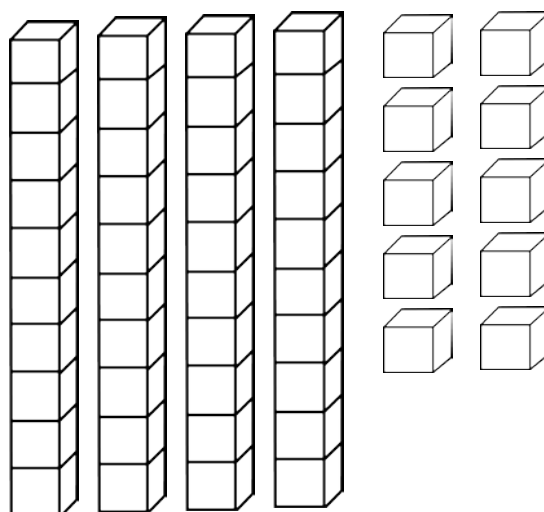
Color the tens and ones
to show each number.




15



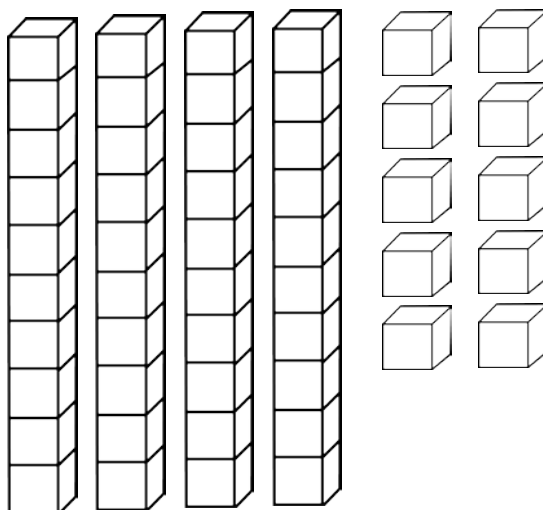
17



9



13



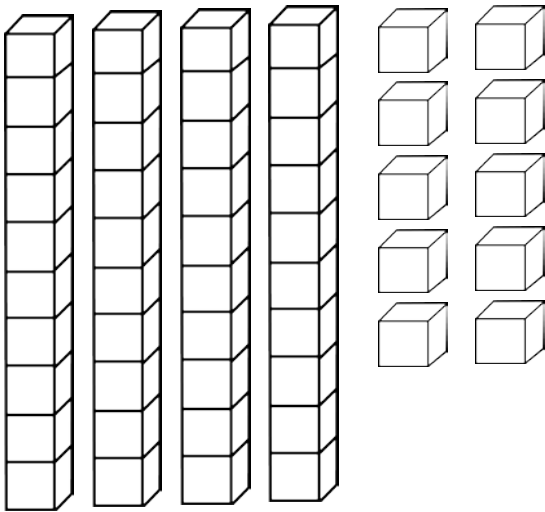
Name: _____

Color the Number

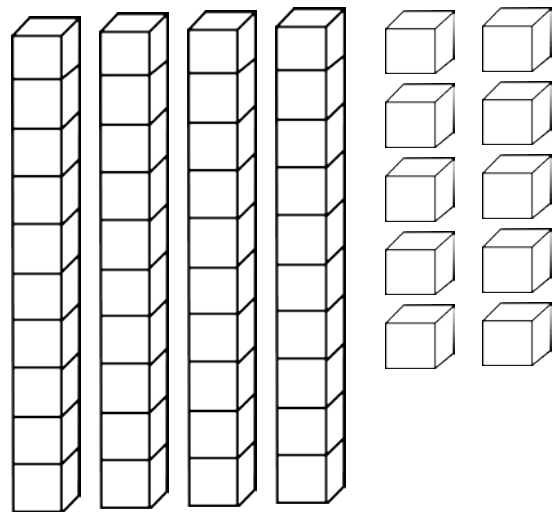
Color the tens and ones
to show each number.



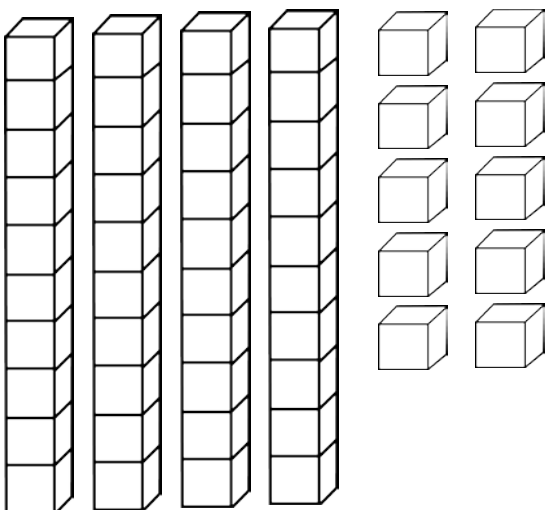
32



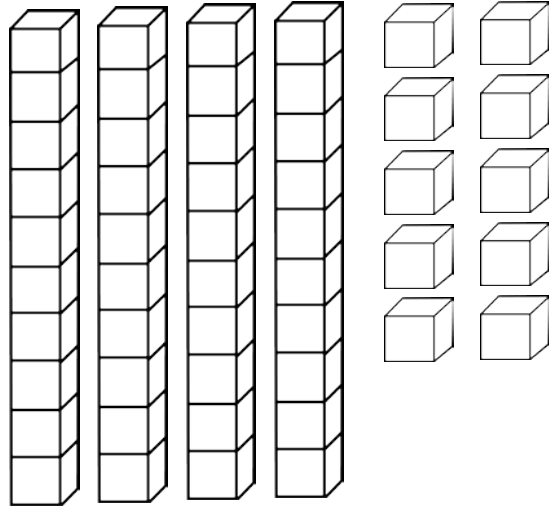
47



18



25



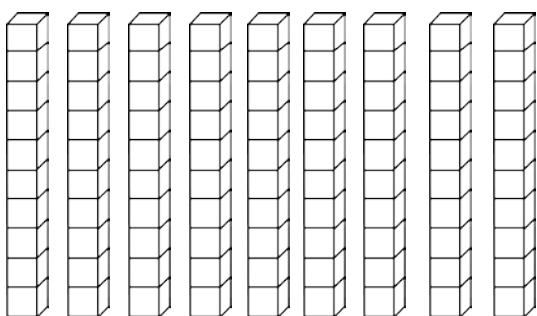
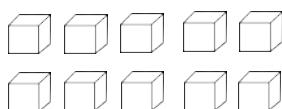
Name: _____

Color the Number

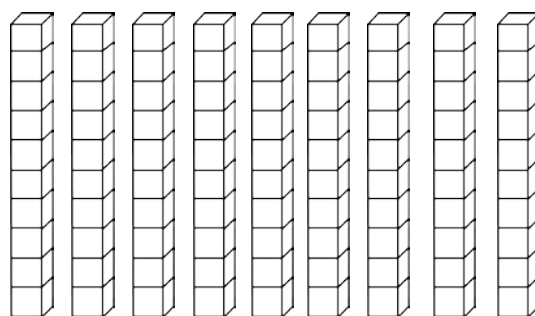
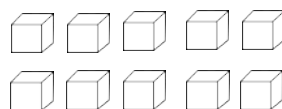
Color the tens and ones to show each number.



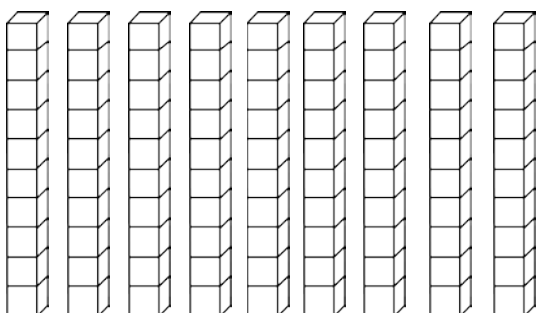
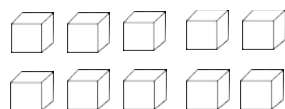
43



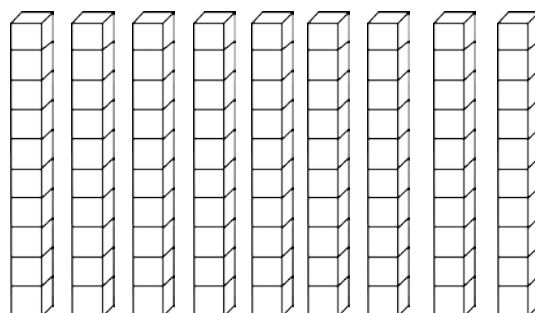
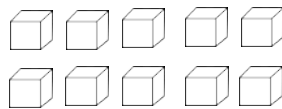
82



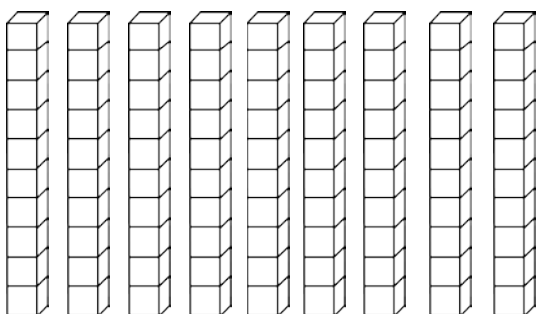
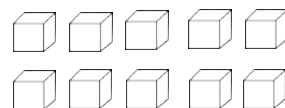
50



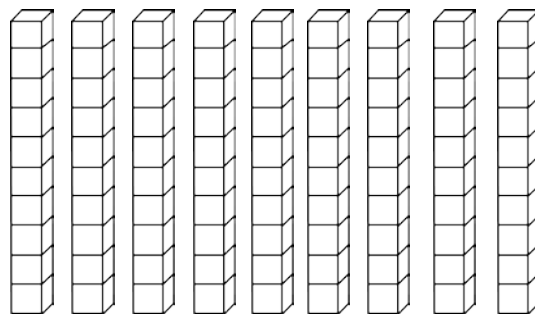
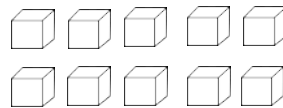
28



37



76



Name: _____

Tens and Ones



The number is 48.

How many tens and how many ones does the number have?

Tens	Ones

The number is 23.

How many tens and how many ones does the number have?

Tens	Ones

The number is 96.

How many tens and how many ones does the number have?

Tens	Ones

The number is 65.

How many tens and how many ones does the number have?

Tens	Ones

Name: _____



Hundreds, Tens and Ones

The number is 461.

How many hundreds, how many tens and how many ones does the number have?

Hundreds	Tens	Ones

The number is 957.

How many hundreds, how many tens and how many ones does the number have?

Hundreds	Tens	Ones

The number is 622.

How many hundreds, how many tens and how many ones does the number have?

Hundreds	Tens	Ones



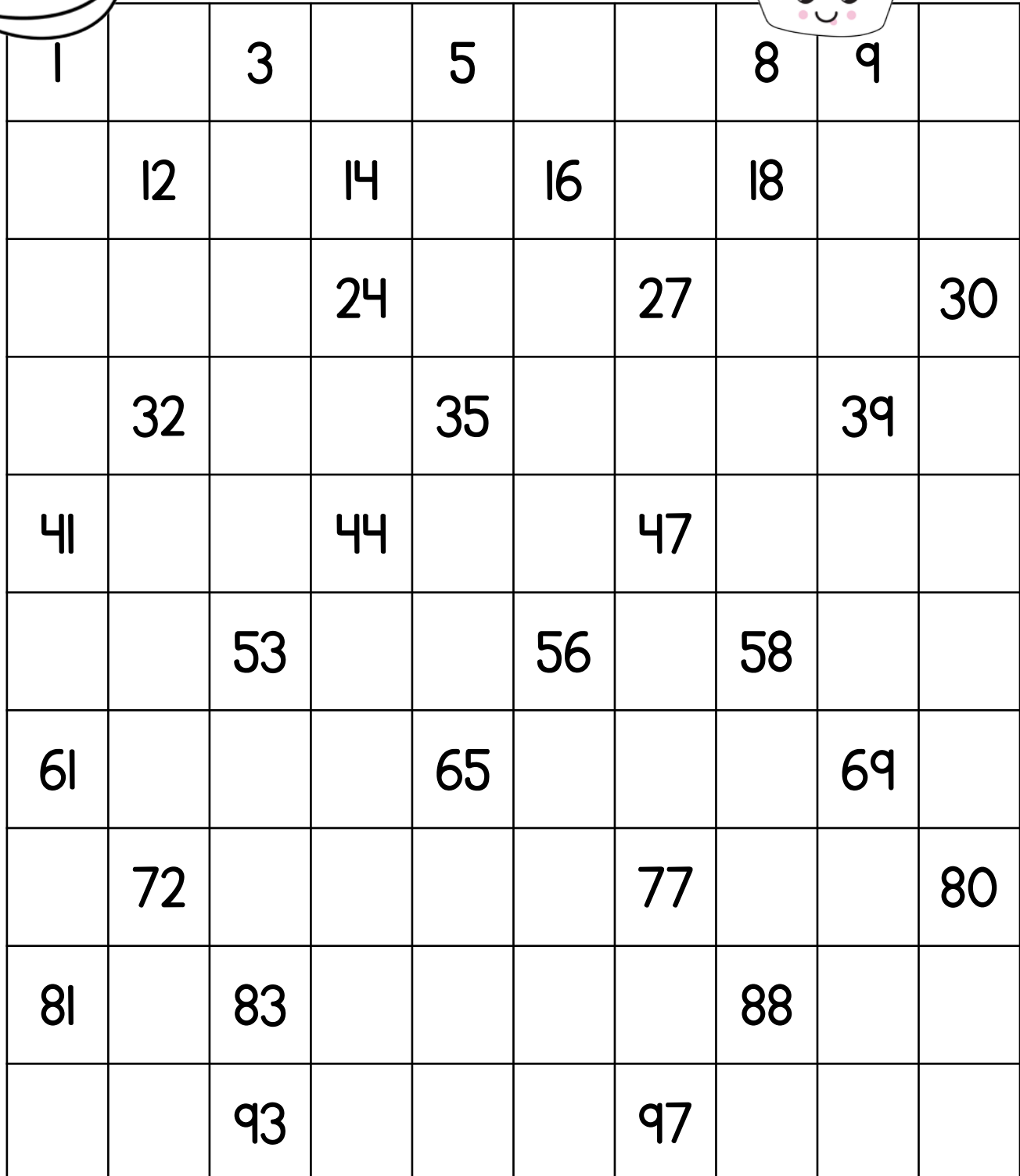
The number is 308.

How many hundreds, how many tens and how many ones does the number have?

Hundreds	Tens	Ones

Name: _____

Count to 100



1		3		5			8	9	
	12		14		16		18		
			24			27			30
	32			35				39	
41			44			47			
		53			56		58		
61				65				69	
	72					77			80
81		83					88		
		93				97			

Name: _____


Count to 100 by 2s



	2				6				
	12						18		
					26				
	32						38		
			44				48		
					56				60
	62								
					76				
			84						90
							98		

Name: _____

Count to 100 by 5s



				5					10
									30
									40
				45					
				65					
				85					90

Name: _____

Count to 20



1		3	
	6		8
		11	
	14		
17		19	

Name: _____

Fill in the ten frames.



4

2

9

7

Name: _____

Fill in the ten frames.



3

8


4

5

Name: _____

Roll, Write & Tally

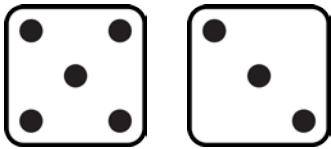



Roll the die	Write the number	Show the tally marks
	4	

Name: _____

Roll, Write & Tally



Roll two dice	Write the total	Show the tally marks
	8	

Name: _____


Circle the correct
number word.



six

four

eight



six

ten


zero



seven

one

three




five

two

nine

Name: _____

Circle the correct
number word.



six

four

three



seven

ten

zero



seven

one

two



five

four

nine

Name: _____


1 More & 1 Less



1 Less	The number is...	1 More
	7	
	4	
	2	
	8	
	3	
	9	
	5	

Name: _____

1 More & 1 Less



1 Less	The number is...	1 More
	17	
	3	
	14	
	5	
	10	
	19	
	8	

Name: _____


1 More & 1 Less



1 Less	The number is...	1 More
	18	
	72	
	48	
	39	
	64	
	57	
	23	

Name: _____


1 More & 1 Less



1 Less	The number is...	1 More
	527	
	408	
	371	
	854	
	263	
	792	
	187	

Name: _____

10 More & 10 Less



10 Less	The number is...	10 More
	58	
	24	
	83	
	31	
	75	
	63	
	60	

Name: _____

10 More & 10 Less



10 Less	The number is...	10 More
	627	
	384	
	426	
	196	
	704	
	584	
	943	

Name: _____


100 More & 100 Less



100 Less	The number is...	100 More
	400	
	200	
	100	
	900	
	700	
	800	
	500	

Name: _____


100 More & 100 Less



100 Less	The number is...	100 More
	722	
	147	
	846	
	436	
	637	
	295	
	351	

Name: _____

100 More & 100 Less



100 Less	The number is...	100 More
	7,033	
	2,747	
	1,875	
	6,583	
	4,651	
	8,574	
	9,266	

Name: _____

Before & After



	8	
--	---	--

	9	
--	---	--

	2	
--	---	--

	6	
--	---	--

	7	
--	---	--

	4	
--	---	--

	5	
--	---	--

	3	
--	---	--

	1	
--	---	--



Name: _____

Before & After



	72	
--	----	--

	39	
--	----	--

	18	
--	----	--

	62	
--	----	--

	24	
--	----	--

	53	
--	----	--

	80	
--	----	--


	37	
--	----	--

	45	
--	----	--



Name: _____

Before & After



	248	
--	-----	--

	836	
--	-----	--

	624	
--	-----	--

	495	
--	-----	--

	508	
--	-----	--

	136	
--	-----	--

	315	
--	-----	--









	295	
--	-----	--

	699	
--	-----	--



Name: _____

Complete the number bonds.



Name: _____

Addition



$$\begin{array}{r} 4 \\ + 2 \\ \hline \end{array}$$

$$\begin{array}{r} 4 \\ + 5 \\ \hline \end{array}$$

$$\begin{array}{r} 5 \\ + 6 \\ \hline \end{array}$$

$$\begin{array}{r} 3 \\ + 2 \\ \hline \end{array}$$

$$\begin{array}{r} 5 \\ + 5 \\ \hline \end{array}$$

$$\begin{array}{r} 6 \\ + 3 \\ \hline \end{array}$$

$$\begin{array}{r} 1 \\ + 7 \\ \hline \end{array}$$

$$\begin{array}{r} 2 \\ + 3 \\ \hline \end{array}$$

$$\begin{array}{r} 7 \\ + 2 \\ \hline \end{array}$$

Name: _____

Addition



$$\begin{array}{r} 11 \\ + 9 \\ \hline \end{array}$$

$$\begin{array}{r} 10 \\ + 6 \\ \hline \end{array}$$

$$\begin{array}{r} 12 \\ + 8 \\ \hline \end{array}$$

$$\begin{array}{r} 11 \\ + 9 \\ \hline \end{array}$$

$$\begin{array}{r} 10 \\ + 7 \\ \hline \end{array}$$

$$\begin{array}{r} 11 \\ + 7 \\ \hline \end{array}$$

$$\begin{array}{r} 11 \\ + 6 \\ \hline \end{array}$$

$$\begin{array}{r} 12 \\ + 7 \\ \hline \end{array}$$

$$\begin{array}{r} 12 \\ + 5 \\ \hline \end{array}$$

Name: _____

Addition



$$\begin{array}{r} 34 \\ + 23 \\ \hline \end{array}$$

$$\begin{array}{r} 45 \\ + 42 \\ \hline \end{array}$$

$$\begin{array}{r} 51 \\ + 32 \\ \hline \end{array}$$

$$\begin{array}{r} 63 \\ + 15 \\ \hline \end{array}$$

$$\begin{array}{r} 55 \\ + 22 \\ \hline \end{array}$$

$$\begin{array}{r} 26 \\ + 23 \\ \hline \end{array}$$

$$\begin{array}{r} 64 \\ + 23 \\ \hline \end{array}$$

$$\begin{array}{r} 56 \\ + 23 \\ \hline \end{array}$$

$$\begin{array}{r} 47 \\ + 21 \\ \hline \end{array}$$

Name: _____

Addition



$$\begin{array}{r} 52 \\ + 38 \\ \hline \end{array}$$

$$\begin{array}{r} 54 \\ + 29 \\ \hline \end{array}$$

$$\begin{array}{r} 45 \\ + 53 \\ \hline \end{array}$$

$$\begin{array}{r} 72 \\ + 18 \\ \hline \end{array}$$

$$\begin{array}{r} 68 \\ + 35 \\ \hline \end{array}$$

$$\begin{array}{r} 52 \\ + 29 \\ \hline \end{array}$$

$$\begin{array}{r} 37 \\ + 48 \\ \hline \end{array}$$

$$\begin{array}{r} 36 \\ + 17 \\ \hline \end{array}$$

$$\begin{array}{r} 59 \\ + 32 \\ \hline \end{array}$$

Name: _____



$$\begin{array}{r} 326 \\ +332 \\ \hline \end{array}$$

$$\begin{array}{r} 472 \\ +225 \\ \hline \end{array}$$

$$\begin{array}{r} 605 \\ +152 \\ \hline \end{array}$$

$$\begin{array}{r} 816 \\ +142 \\ \hline \end{array}$$

$$\begin{array}{r} 284 \\ +115 \\ \hline \end{array}$$

$$\begin{array}{r} 535 \\ +243 \\ \hline \end{array}$$

Name: _____



$$\begin{array}{r} 472 \\ +274 \\ \hline \end{array}$$

$$\begin{array}{r} 735 \\ +246 \\ \hline \end{array}$$

$$\begin{array}{r} 935 \\ +247 \\ \hline \end{array}$$

$$\begin{array}{r} 625 \\ +146 \\ \hline \end{array}$$

$$\begin{array}{r} 724 \\ +664 \\ \hline \end{array}$$

$$\begin{array}{r} 426 \\ +246 \\ \hline \end{array}$$

Name: _____

Subtraction



$$\begin{array}{r} 5 \\ - 2 \\ \hline \end{array}$$

$$\begin{array}{r} 8 \\ - 4 \\ \hline \end{array}$$

$$\begin{array}{r} 3 \\ - 1 \\ \hline \end{array}$$

$$\begin{array}{r} 2 \\ - 1 \\ \hline \end{array}$$

$$\begin{array}{r} 7 \\ - 3 \\ \hline \end{array}$$

$$\begin{array}{r} 5 \\ - 1 \\ \hline \end{array}$$

$$\begin{array}{r} 6 \\ - 2 \\ \hline \end{array}$$

$$\begin{array}{r} 4 \\ - 2 \\ \hline \end{array}$$

$$\begin{array}{r} 4 \\ - 4 \\ \hline \end{array}$$



Name: _____

Subtraction



$$\begin{array}{r} 11 \\ - 8 \\ \hline \end{array}$$

$$\begin{array}{r} 9 \\ - 6 \\ \hline \end{array}$$

$$\begin{array}{r} 12 \\ - 7 \\ \hline \end{array}$$

$$\begin{array}{r} 10 \\ - 9 \\ \hline \end{array}$$

$$\begin{array}{r} 12 \\ - 7 \\ \hline \end{array}$$

$$\begin{array}{r} 11 \\ - 6 \\ \hline \end{array}$$

$$\begin{array}{r} 11 \\ - 5 \\ \hline \end{array}$$

$$\begin{array}{r} 10 \\ - 8 \\ \hline \end{array}$$

$$\begin{array}{r} 10 \\ - 9 \\ \hline \end{array}$$



Name: _____

Subtraction



$$\begin{array}{r} 74 \\ - 23 \\ \hline \end{array}$$

$$\begin{array}{r} 62 \\ - 42 \\ \hline \end{array}$$

$$\begin{array}{r} 72 \\ - 32 \\ \hline \end{array}$$

$$\begin{array}{r} 58 \\ - 15 \\ \hline \end{array}$$

$$\begin{array}{r} 64 \\ - 22 \\ \hline \end{array}$$

$$\begin{array}{r} 34 \\ - 23 \\ \hline \end{array}$$

$$\begin{array}{r} 69 \\ - 23 \\ \hline \end{array}$$

$$\begin{array}{r} 75 \\ - 23 \\ \hline \end{array}$$

$$\begin{array}{r} 55 \\ - 21 \\ \hline \end{array}$$

Name: _____

Subtraction



$$\begin{array}{r} 62 \\ - 46 \\ \hline \end{array}$$

$$\begin{array}{r} 81 \\ - 24 \\ \hline \end{array}$$

$$\begin{array}{r} 53 \\ - 39 \\ \hline \end{array}$$

$$\begin{array}{r} 74 \\ - 26 \\ \hline \end{array}$$

$$\begin{array}{r} 46 \\ - 18 \\ \hline \end{array}$$

$$\begin{array}{r} 42 \\ - 17 \\ \hline \end{array}$$

$$\begin{array}{r} 55 \\ - 37 \\ \hline \end{array}$$

$$\begin{array}{r} 82 \\ - 32 \\ \hline \end{array}$$

$$\begin{array}{r} 75 \\ - 39 \\ \hline \end{array}$$

Name: _____

Write the number in different ways.



number form	word form	expanded form
16		
	eight	
		$10 + 4$
	sixteen	
13		
		$10 + 9$
	fifteen	

Name: _____

Write the number in different ways.



number form	word form	expanded form
57		
	twenty-eight	
		$40 + 2$
	fifty-six	
74		
		$30 + 5$
	eighty-five	

Name: _____


Write the number in different ways.



number form	word form	expanded form
295		
	two hundred twenty-nine	
		$600 + 80 + 5$
	five hundred seventy-one	
759		
		$300 + 30 + 2$
	eight hundred forty-three	

Name: _____

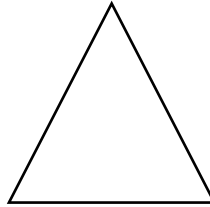
Name the Shape



circle

square

triangle



rectangle

square


triangle



circle

rectangle

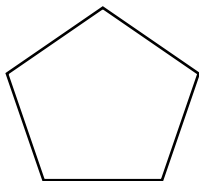
triangle



circle

square

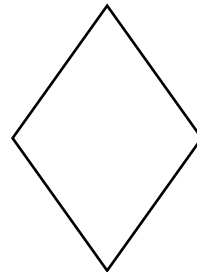
oval



pentagon

square

triangle




square

parallelogram

triangle

Name: _____

Name the Shapes





Name: _____

Name the Shapes



Name: _____

Name the Shapes




Name: _____

Circle the name of each shape.



cone sphere



cube cylinder



cylinder rectangular prism



pyramid cone



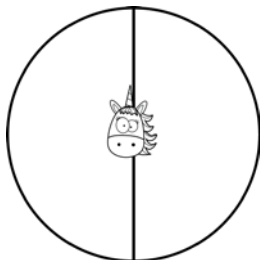
cube pyramid



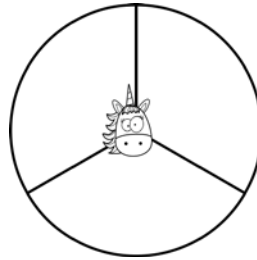
rectangular prism cube

Name: _____

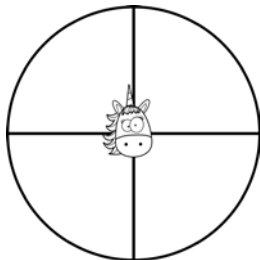
Unicorn Fractions




Color 1 part.
What
fraction is
colored?



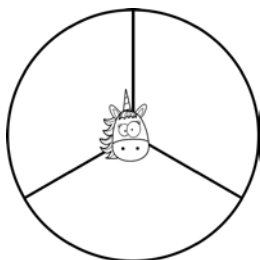
Color 2
parts.
What
fraction is
colored?




Color 1 part.
What
fraction is
colored?



Color 3
parts.
What
fraction is
colored?



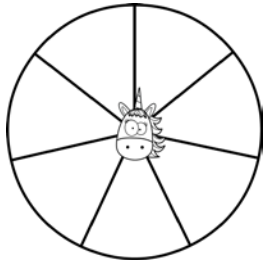
Color 1 part.
What
fraction is
colored?




Color 3
parts.
What
fraction is
colored?

Name: _____

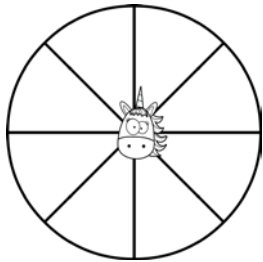
Unicorn Fractions



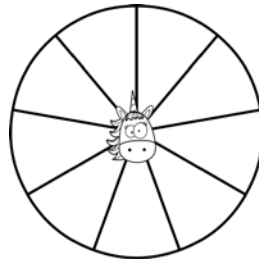
Color 3
parts.
What
fraction is
colored?



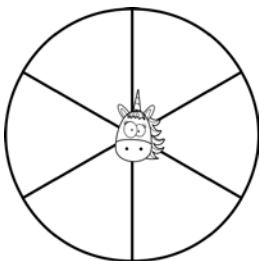
Color 3
parts.
What
fraction is
colored?



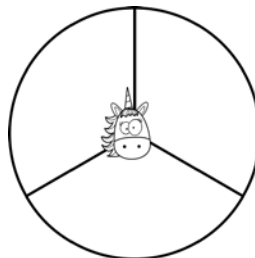
Color 5
parts.
What
fraction is
colored?



Color 7
parts.
What
fraction is
colored?




Color 5
parts.
What
fraction is
colored?



Color 2
parts.
What
fraction is
colored?


Name: _____

Color the unicorn.



Name: _____

Color the unicorn.



Name: _____

Write the words in ABC order.










cloud rainbow unicorn magic

fly star jump

1. _____
2. _____
3. _____
4. _____
5. _____
6. _____
7. _____


Name: _____

- ☐ Color one rainbow any colors.
- ☐ Color two stars blue.
- ☐ Color three hearts pink.
- ☐ Color two flowers purple.
- ☐ Color two suns yellow.
- ☐ Color one sun orange.




Name: _____

Practice your reading fluency.
Read each sentence
over and over.



- ☐ Unicorns are my favorite!
- ☐ Have you ever seen a unicorn?
- ☐ I like unicorns with rainbow hair.
- ☐ The unicorn is sleeping on a cloud.
- ☐ Look how fast the unicorn can fly!
- ☐ I think unicorns are magical!
- ☐ The unicorn will jump over the rainbow.




Name: _____

Practice your reading fluency.
Read each sentence
over and over.



- ☐ My favorite unicorn has rainbow hair.
- ☐ Her name is glitter.
- ☐ Do you see five unicorns in the sky?
- ☐ The rainbow is so colorful!
- ☐ I love watching the unicorns sleep.
- ☐ Where did the unicorn go?



Name: _____

Days of the Week

Write the day that is missing.



Tuesday		Thursday
---------	--	----------

Friday		Sunday
--------	--	--------

	Thursday	Friday
--	----------	--------

	Tuesday	Wednesday
--	---------	-----------

Saturday	Sunday	
----------	--------	--

Name: _____

Months of the Year

Write the month that is missing.



January

March

May

June

September

October

April

May

June

August

Name: _____

Sort the words.

hat lake bat sat take

tap tape cap rain

man can take



short a	long a

Name: _____

Sort the words.



bet set seat heal
tell bead bed pet
feel team met fell

short e	long e

Name: _____

Sort the words.

bit kite fine rip sit
dime light ride fit
quit lick like time



short i	long i

Name: _____

Sort the words.


boat code dot soap
got hop mop hope
sock pack rose toad



short o	long o

Name: _____

Sort the words.



cub bun use cute
rub tub huge luck
duck blue nut glue

short u	long u

Name: _____

Sort the words.

fly

pink

soft

colorful

star

jump

hop

sleep

small

cloud

purple

animal



nouns	verbs	adjectives

Name: _____

Write the Upper Case Alphabet



A						
		J				
						U
				Z		

©www.thecurriculumcorner.com

Name: _____

Write the Upper Case Alphabet



A						
		J				
						U
				Z		

©www.thecurriculumcorner.com

Name: _____

Write the Lower Case Alphabet



a						
	i					
			r			
				z		

©www.thecurriculumcorner.com

Name: _____

Write the Lower Case Alphabet



a						
	i					
			r			
				z		

©www.thecurriculumcorner.com

Name: _____

Unscramble the mixed up sentences.
Write them correctly on the line.



unicorns love I colorful

sleeping the unicorn is a on cloud

unicorns how do see you many

sparkles the horn unicorn

Write your own sentence about unicorns!

Name: _____

The word is: **unicorn**

Draw a picture.

Write the word.

unicorn

Show the shape.



Unscramble the sentence.

--	--	--	--

©www.thecurriculumcorner.com

a

I

unicorn.

see

Name: _____

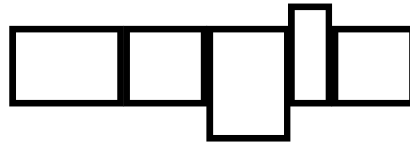
The word is: **magic**

Draw a picture.

Write the word.

magic

Show the shape.



Unscramble the sentence.

--	--	--	--

©www.thecurriculumcorner.com

magic.	The	unicorn	has
--------	-----	---------	-----

Name: _____

The word is: **rainbow**

Draw a picture.

Write the word.

rainbow

Show the shape.



Unscramble the sentence.

--	--	--	--

©www.thecurriculumcorner.com







The	pretty.	rainbow	is
-----	---------	---------	----

Name: _____

Roll & Write



Roll the dice. Write the word that matches the number you roll.







 unicorn		
 rainbow		
 magic		
 cloud		
 star		
 fly		

Name: _____

Roll & Read

Roll the dice. Write the word that matches the number you roll. Read the word. Color the box.









	unicorn	unicorn	unicorn
	rainbow	rainbow	rainbow
	magic	magic	magic
	cloud	cloud	cloud
	star	star	star
	fly	fly	fly

Name: _____

Roll & Write



Roll the dice. Write the word that matches the number you roll.







 the		
 of		
 and		
 a		
 to		
 in		

Name: _____

Roll & Write



Roll the dice. Write the word that matches the number you roll.







 is		
 you		
 that		
 it		
 he		
 was		

Name: _____

Roll & Write



Roll the dice. Write the word that matches the number you roll.







 for		
 on		
 are		
 as		
 with		
 his		

Name: _____

Roll & Write



Roll the dice. Write the word that matches the number you roll.







 they		
 I		
 at		
 be		
 this		
 have		

Name: _____

Roll & Write



Roll the dice. Write the word that matches the number you roll.

 from		
 or		
 one		
 had		
 by		
 words		

A decorative border surrounds the page, featuring a repeating pattern of rainbows and clouds. The top border consists of a row of rainbows. The left and right borders are vertical, with clouds at the top and bottom and rainbows in between. The bottom border consists of a row of clouds.

Name: _____

Meet my unicorn!


This is what my unicorn looks like:

My unicorn's name is:


My unicorn's favorite color is:

Something special about my unicorn is:


Name: _____



Name: _____




Name: _____





Name: _____





Name: _____



Handwriting practice area with four sets of lines (solid top, dashed middle, solid bottom) for letter tracing and writing.





Name: _____




Four horizontal lines for writing, framed by a decorative border of rainbows and clouds.



Name: _____



Name: _____



Name: _____



Name: _____

