

Winter Sports

FREE
Math &
Literacy
Centers



Created by:
The Curriculum Corner

$$\begin{array}{r} 24 \\ +33 \\ \hline \end{array}$$

$$\begin{array}{r} 52 \\ +16 \\ \hline \end{array}$$

$$\begin{array}{r} 25 \\ +14 \\ \hline \end{array}$$

$$\begin{array}{r} 43 \\ +21 \\ \hline \end{array}$$

$$\begin{array}{r} 37 \\ +12 \\ \hline \end{array}$$

$$\begin{array}{r} 26 \\ +23 \\ \hline \end{array}$$

$$\begin{array}{r} 62 \\ +35 \\ \hline \end{array}$$

$$\begin{array}{r} 72 \\ +24 \\ \hline \end{array}$$

$$\begin{array}{r} 78 \\ -34 \\ \hline \end{array}$$

$$\begin{array}{r} 84 \\ -42 \\ \hline \end{array}$$

$$\begin{array}{r} 76 \\ -23 \\ \hline \end{array}$$

$$\begin{array}{r} 85 \\ -42 \\ \hline \end{array}$$

$$\begin{array}{r} 97 \\ -35 \\ \hline \end{array}$$

$$\begin{array}{r} 94 \\ -22 \\ \hline \end{array}$$

$$\begin{array}{r} 67 \\ -36 \\ \hline \end{array}$$

$$\begin{array}{r} 66 \\ -25 \\ \hline \end{array}$$

$$\begin{array}{r} 23 \\ +14 \\ \hline \end{array}$$

$$\begin{array}{r} 56 \\ +32 \\ \hline \end{array}$$

$$\begin{array}{r} 26 \\ +23 \\ \hline \end{array}$$

$$\begin{array}{r} 58 \\ +31 \\ \hline \end{array}$$

$$\begin{array}{r} 45 \\ +32 \\ \hline \end{array}$$

$$\begin{array}{r} 62 \\ +23 \\ \hline \end{array}$$

$$\begin{array}{r} 72 \\ +13 \\ \hline \end{array}$$

$$\begin{array}{r} 34 \\ +24 \\ \hline \end{array}$$

$$\begin{array}{r} 36 \\ +28 \\ \hline \end{array}$$

$$\begin{array}{r} 53 \\ +19 \\ \hline \end{array}$$

$$\begin{array}{r} 44 \\ +57 \\ \hline \end{array}$$









$$\begin{array}{r} 62 \\ +36 \\ \hline \end{array}$$

$$\begin{array}{r} 72 \\ +18 \\ \hline \end{array}$$

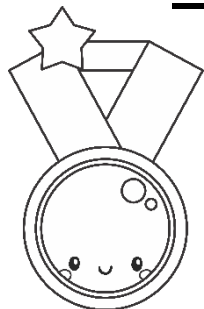
$$\begin{array}{r} 19 \\ +56 \\ \hline \end{array}$$

$$\begin{array}{r} 24 \\ +47 \\ \hline \end{array}$$

$$\begin{array}{r} 17 \\ +67 \\ \hline \end{array}$$




Name: _____




Solve It!

Pick a computation card. Copy the problem below. Solve the problem.




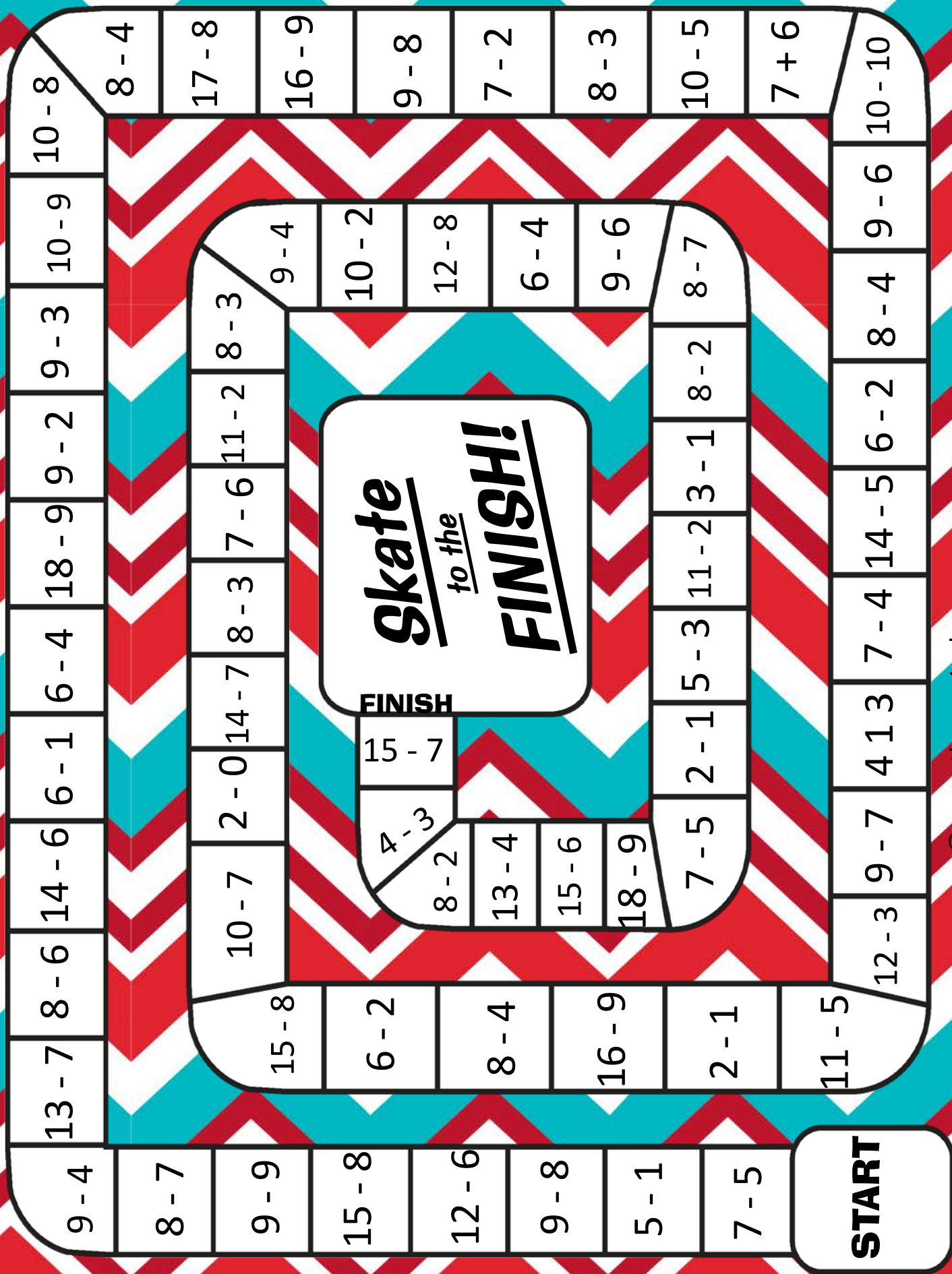
SKATE to the FINISH!

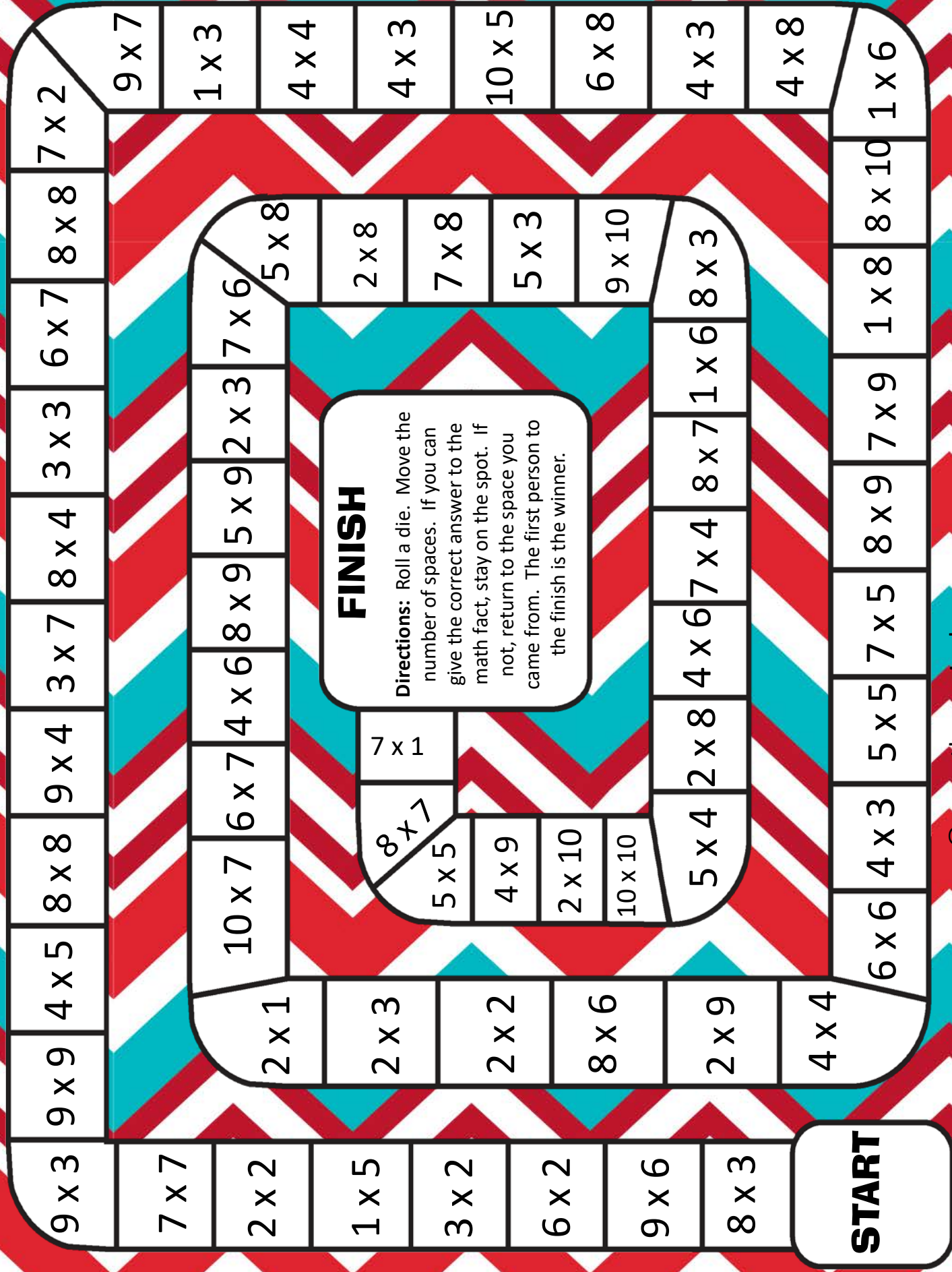


Directions:

Roll a die. Move the number of spaces. If you can give the correct answer to the math fact, stay on the spot. If not, return to the space you came from. The first person to the finish is the winner.







Hockey Bump

Directions:

Roll 2 dice and multiply the numbers. Cover that space with a marker. If your partner already has a marker there...BUMP it! If you are able to cover a space with 2 of your own stacked markers, that space can't be bumped. The first player to use all 10 of their markers first...WINS!

©www.thecurriculumcorner.com

Figure Skating Bump

Directions:

Roll 2 10-sided number cubes and multiply the numbers. Cover that space with a marker. If your partner already has a marker there...BUMP it! If you are able to cover a space with 2 of your own stacked markers, that space can't be bumped. The first player to use all 10 of their markers first...WINS!

©www.thecurriculumcorner.com

Hockey Bump

Multiplication



25

2

15

3

6

12

24

10

18

16

15

5

1

8

36

30

2

8

18

12

12

20

24

9

4

Figure Skating Bump!

Multiplication

60

36

81

42

5

8

16

6

9

12

10

28

24

14

63

20

15

56

72

21

27

50

2

48

90

54

35

28

80

32

7

25

40

70

64

4

100

3

30

45

49



Four in a Row

Addition

How to Play:

Take turns with your partner.

Choose two numbers from the small square. Add the numbers.

Find the sum in the large square and cover it with a marker.

You can't use the same problem twice! The first player to get four in a row wins!



5	6	7
3	8	10
9	4	2



14	9	14	11	16	12
8	13	12	10	6	17
7	12	15	5	10	7
10	9	13	11	12	9
14	16	14	8	15	17
13	19	11	15	12	8

Four in a Row

Multiplication



How to Play

Take turns with your partner. Choose two numbers from the small square. Multiply the numbers. Find the product in the large square and cover it with a marker. You can't use the same problem twice! The first player to get four in a row wins!

5	6	7
3	8	10
9	4	2



50	20	60	30	24	35
27	56	6	16	14	8
24	18	21	54	90	10
40	36	20	28	80	63
45	40	12	42	12	56
70	18	72	32	48	15



Shoot to the Top

How to Play:

Start at 1. The first player rolls two dice, adds the numbers and moves that many spaces.
The first player to 120 is the winner.



120	119	118	117	116	115	114	113	112	111
101	102	103	104	105	106	107	108	109	110
100	99	98	97	96	95	94	93	92	91
81	82	83	84	85	86	87	88	89	90
80	79	78	77	76	75	74	73	72	71
61	62	63	64	65	66	67	68	69	70
60	59	58	57	56	55	54	53	52	51
41	42	43	44	45	46	47	48	49	50
40	39	38	37	36	35	34	33	32	31
21	22	23	24	25	26	27	28	29	30
20	19	18	17	16	15	14	13	12	11
1	2	3	4	5	6	7	8	9	10

bobsled

ski

curling

skating

skate

hockey

luge

snowboard

winter

athlete

race

jump

compete

watch

medal

win

ice skates

ice rink

helmet

ski jump

team

partner

ceremony

skater


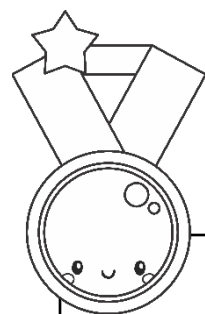
Put the words in
ABC order.

Pick 4 words. Draw a
picture to show each word.

Use as many words as you
can in a paragraph.

Group the words by the
number of syllables each has.

Name: _____



Flip
again!

on the was that

Directions: Flip a coin. Move 1 space for heads, 2 spaces for tails. If you read the word correctly, you get to stay where you moved. If you miss the word, move back to where you started. The first person to reach the end is the winner.

I

and

for

they

he

end

you

Flip
again!

a

is

start

are

to

with

as

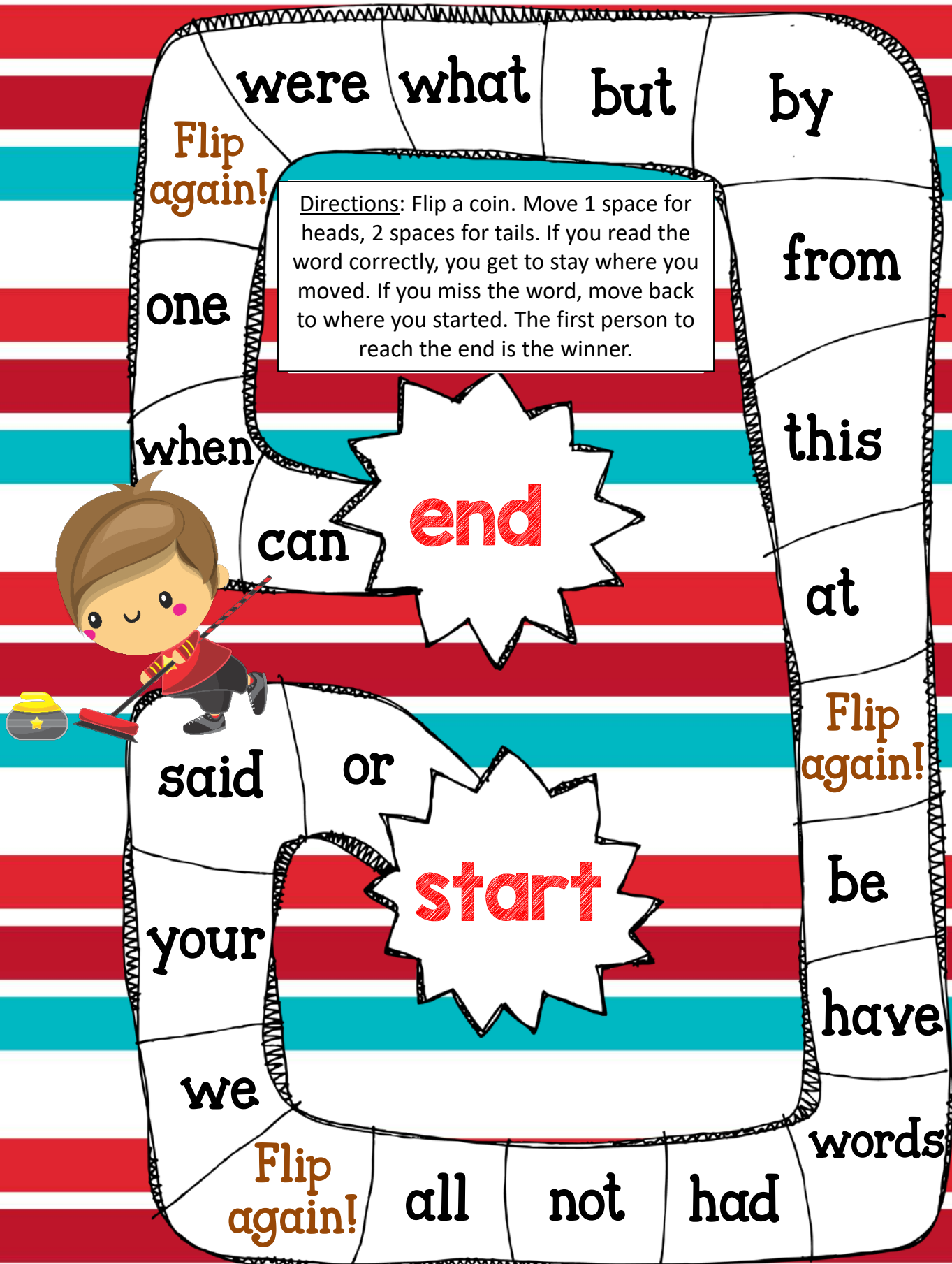
Flip
again!

his

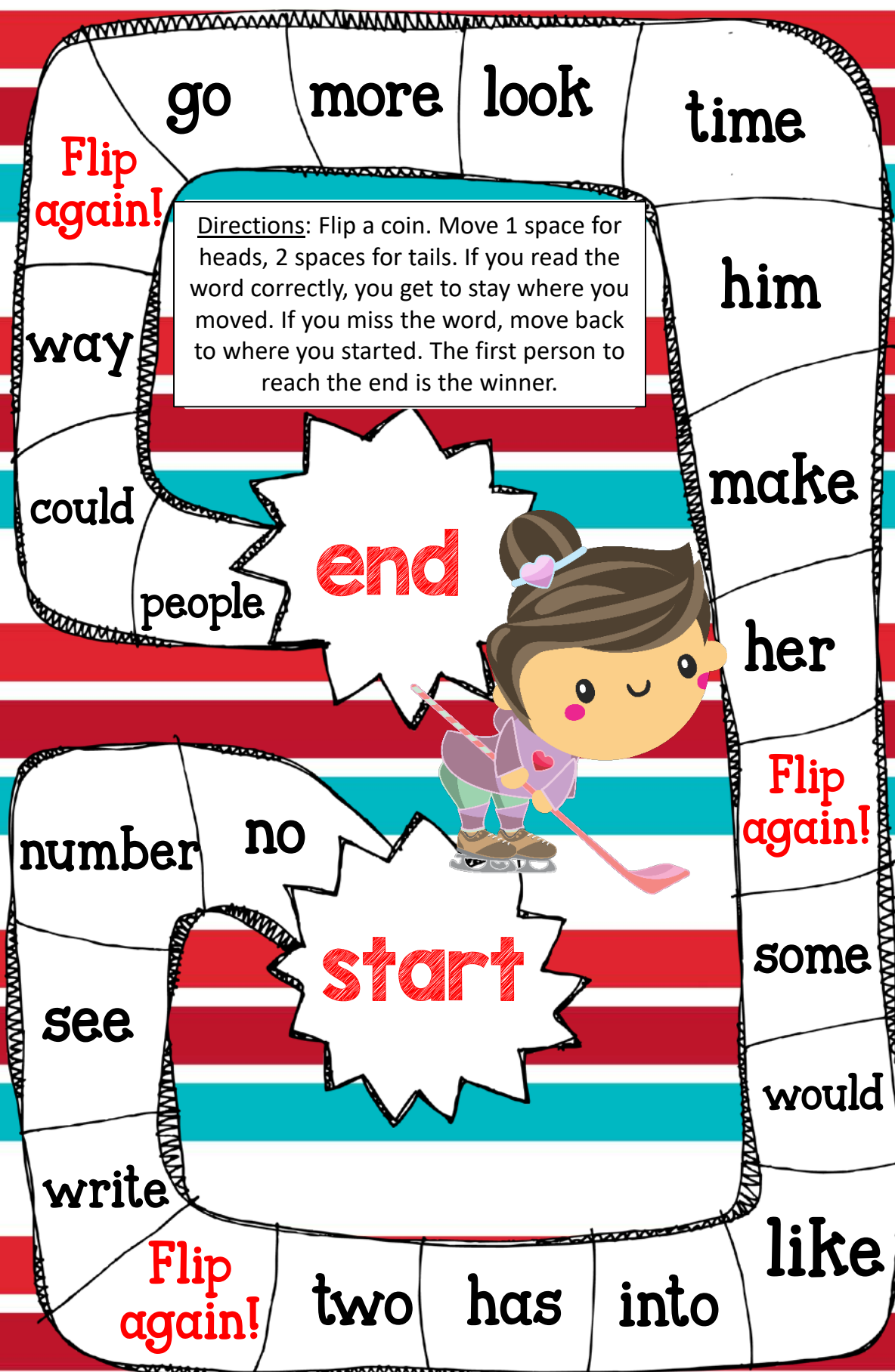
in

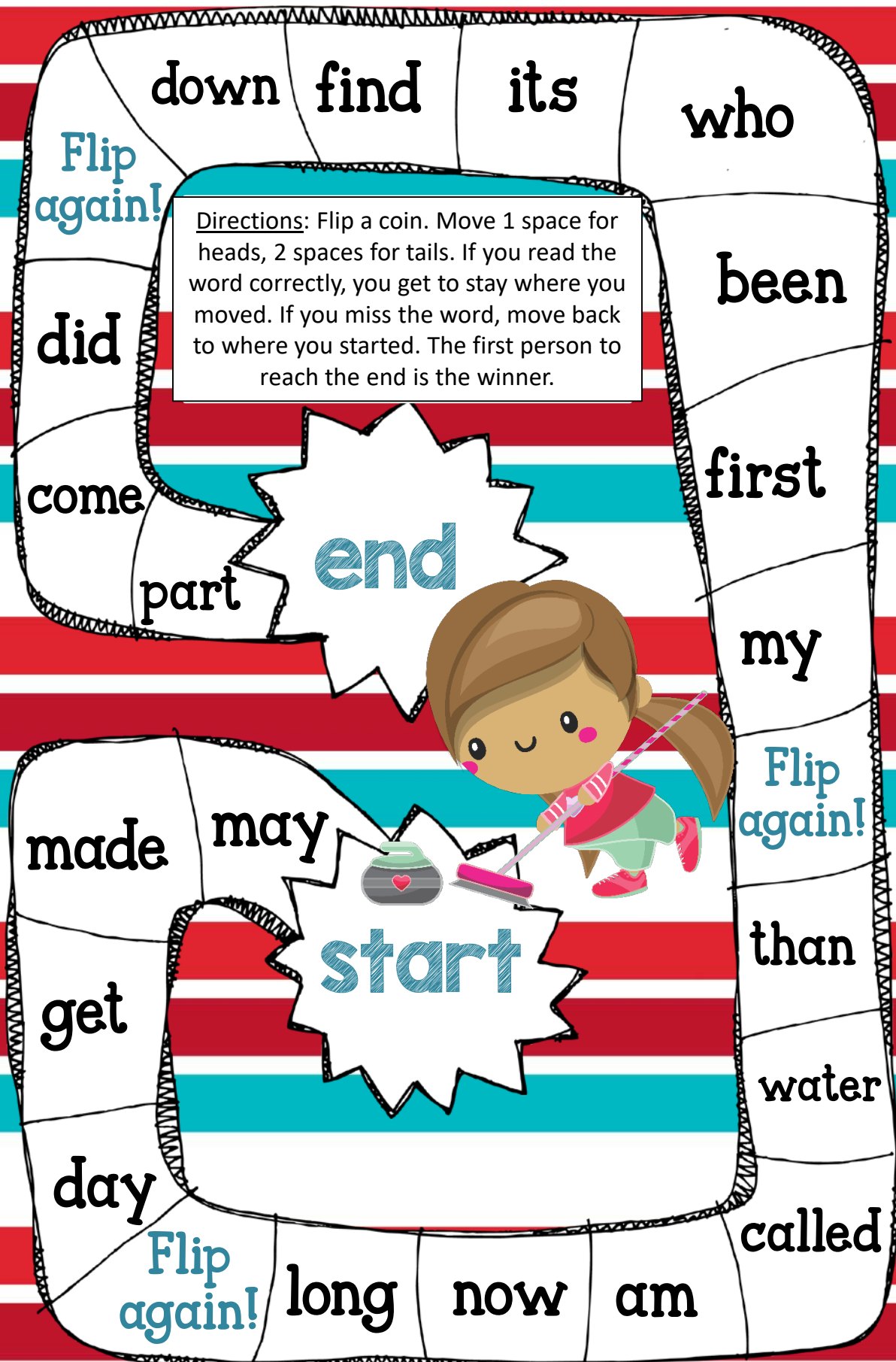
of

it









Flip
again!

give

me

years

know

very

Directions: Flip a coin. Move 1 space for heads, 2 spaces for tails. If you read the word correctly, you get to stay where you moved. If you miss the word, move back to where you started. The first person to reach the end is the winner.

little

thing

our

end

take

new

Flip
again!

just

only

start

over

sound

work

after


Flip
again!

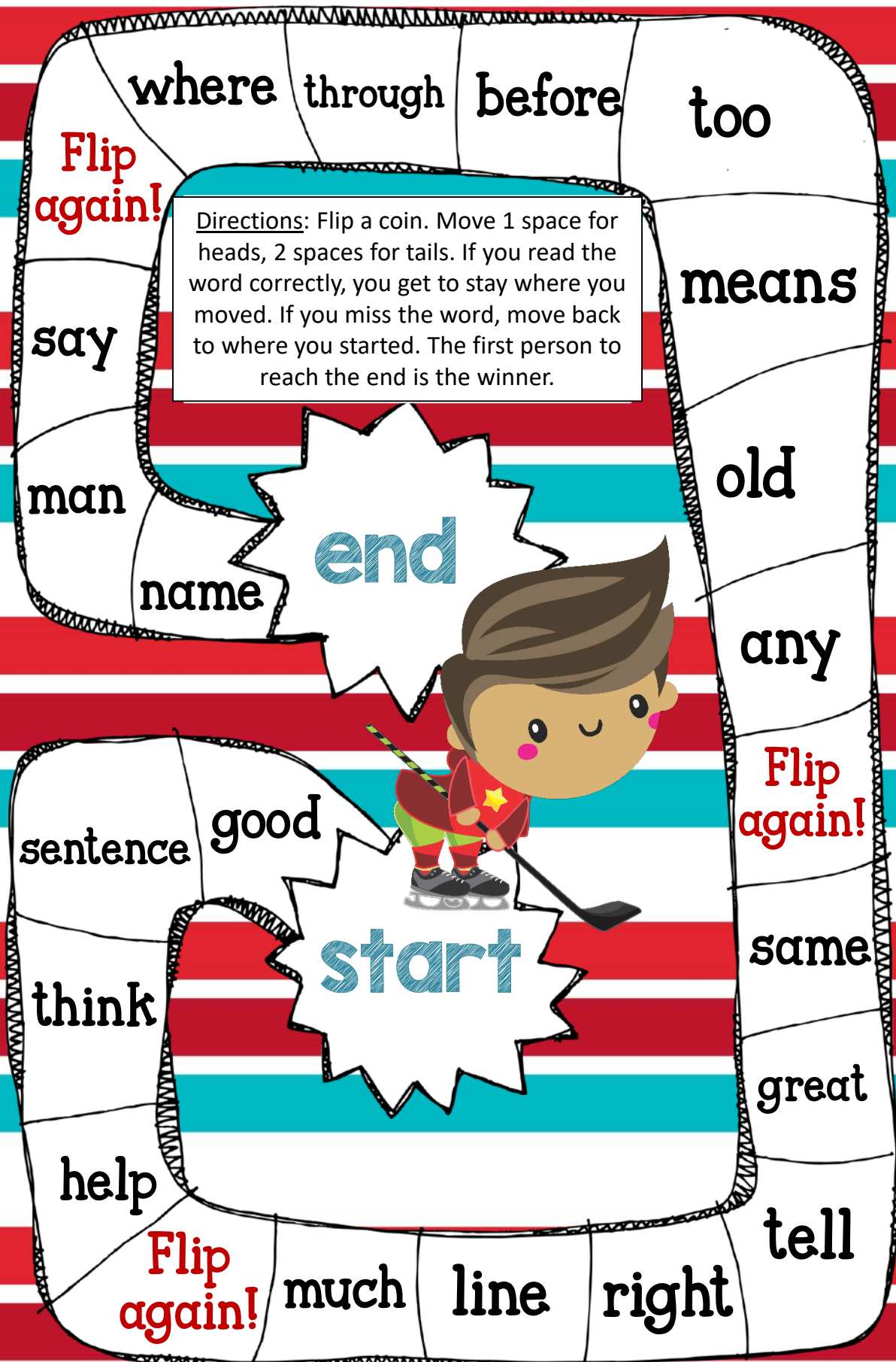
most

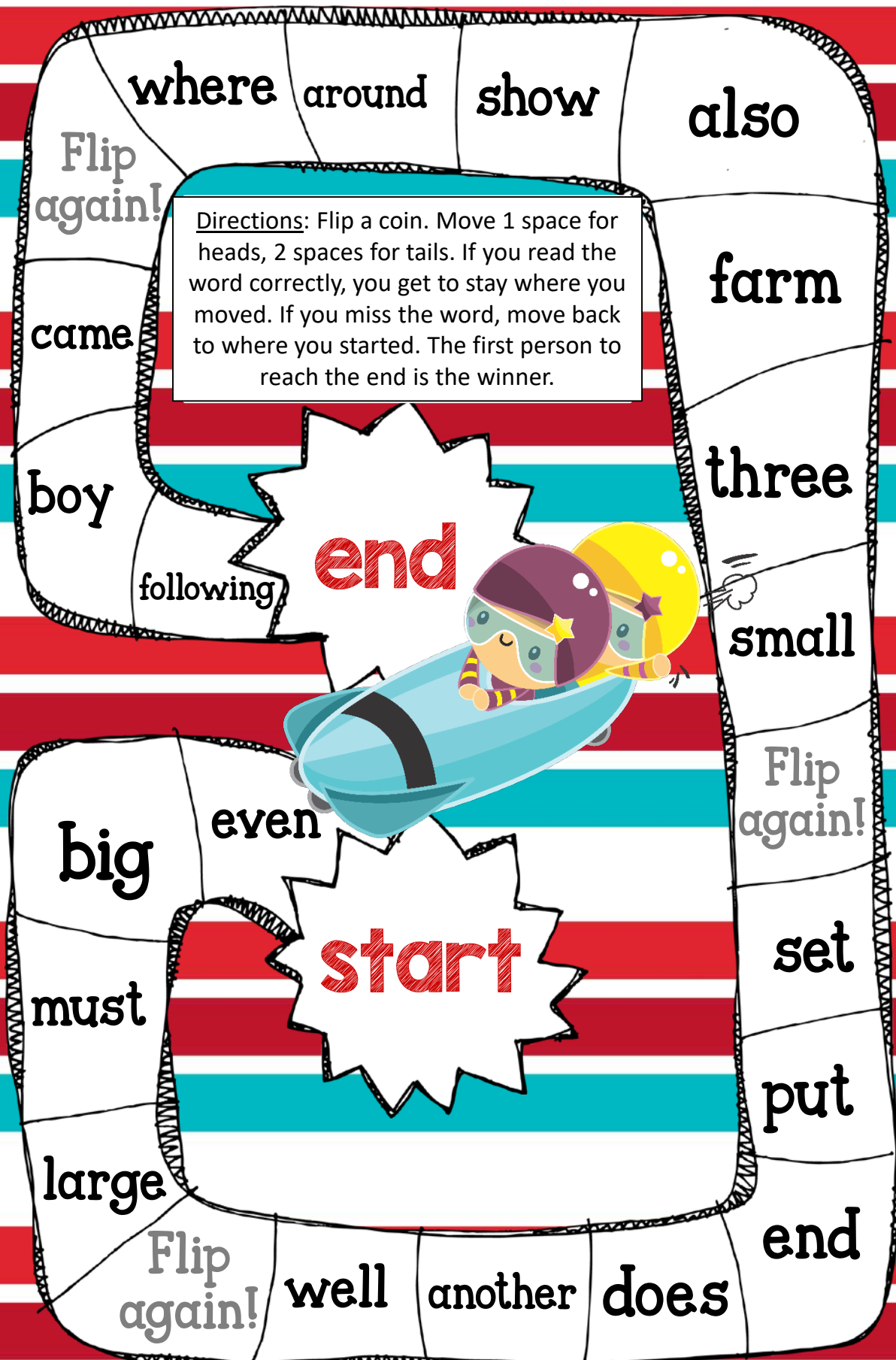
back

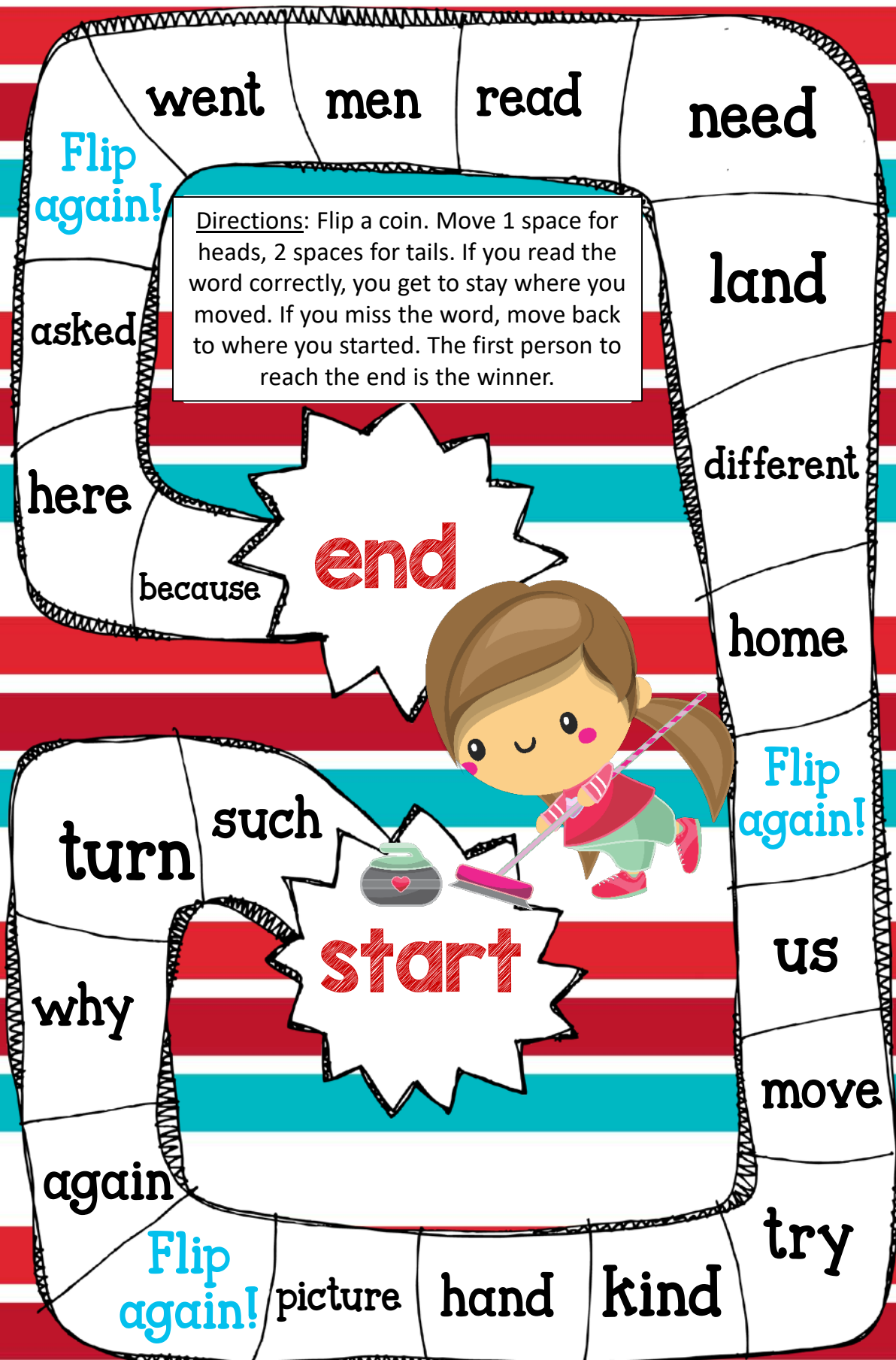
live

place











Ski Jump

Ski jumping is a sport that has been around for over 200 years. The first recorded ski jumper was Olaf Rye of Norway. The recordings of his jumping come from 1808.

Ski jumping was first a sport at the Winter Olympics in 1924. Jumpers work to jump the greatest distance with the best style. Most jumpers today jump with their arms pointing forward and their skis making a “V” shape.

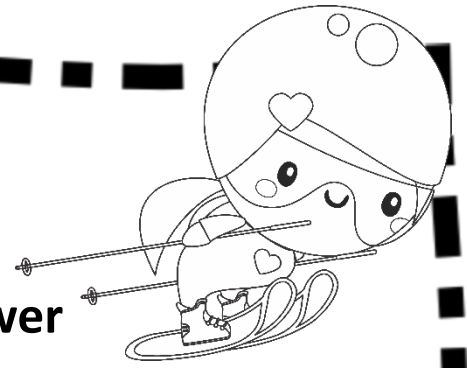
Unlike downhill skiing, ski jumpers do not use ski poles.

They do wear helmets to protect their heads in case of a fall.



Name: _____

Ski Jump



Read the passage about ski jumping. Answer the following questions in complete sentences.

1. Who was the first ski jumper?

2. How long ago was the first ski jump at the Winter Olympics?

3. Why do ski jumpers wear helmets?

Figure Skating

Figure skating is a popular sport at the Winter Olympics. Events can include a single skater or a couple who skates together.

Skaters wear ice skates which have blades with a set of jagged teeth on the front known as a toe pick. These are used mostly for jumping. Skaters must avoid using the toe pick during spins so that they do not stumble or lose speed.

Ice rinks for figure skating should be smooth. Throughout competitions, the ice will be cleaned and smoothed so that it does not affect the skaters' performances.

During a competition, judges score skaters on their performances. Skaters can earn point for different jumps, spins and even lifts when couples are competing. The skater with the highest score wins.



Name: _____

Figure Skating



Read the passage about figure skating. Answer the following questions in complete sentences.

1. What is a toe pick?

2. What might happen if a skater puts their toe pick down while spinning?

3. What is something you think skaters can do when they are not at an ice rink to become better?

What is Luge?

Luge is a winter sport that you will see at the Winter Olympics.


A luge is a small sled designed for one or two people. It has steel runners that glide over the ice. There are two grips for sliders to hold onto as they race.

Riders sled face up and feet-first while lying on their back. They will steer by pressing their calves against the runners of the sled.

The first organized luge event occurred in Switzerland in 1883. Luge was first included in the Winter Olympics in 1964.

Lugers often sled on tracks built for sledding. Most artificial tracks are designed with refrigeration.

Sleds will glide down the tracks at speeds from 120 to 145 km per hour.



Name: _____

Luge

Read the passage about luge. Answer the following questions in complete sentences.



1. What is a luge?

2. How should a rider sit in a luge?

3. What is something special that they add to artificial luge tracks to keep the ice from melting?



What is Curling?

Curling is a team sport you will see in the Winter Olympics. It is played by two teams. Each team has four players.

To play, each team will use granite stones known as curling stones. These stones have handles

so that the stone can be released on the ice.

Another piece of equipment needed to play is a curling broom or brush. This brush is used to sweep the ice surface to help the curling stone glide on the ice.

The game is played on a rectangular sheet of ice which is called the curling sheet. The surface is sprinkled with water droplets. These droplets will freeze and create tiny bumps. The ice is called “pebbled ice”. This surface will help the stone used to grip the ice.

Painted on the surface is a target. Teams try to get their stones closest to the target to score points.



Name: _____

Curling

Read the passage about curling. Answer the following questions in complete sentences.



1. What are curling stones made of?

2. Why is pebbled ice important on a curling sheet?

3. How do curlers score points?

What is the purpose
of the passage?

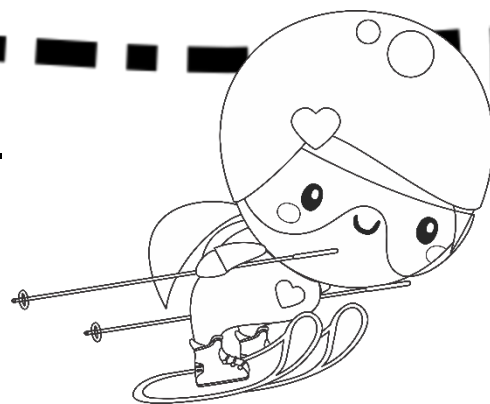
Who might be interested
in reading about this?

What else would you like
to know about this sport?

Where could you look to find
out more about this sport?

Name: _____

3 Facts & 1 Opinion About Ski Jump




Read the passage about luge. Pick out **THREE** interesting facts you learned about the sport and write them below. Then think of **ONE** opinion you have about what you read and write that too.

Fact #1: _____

Fact #2: _____

Fact #3: _____

Opinion: _____



Name: _____

3 Facts & 1 Opinion About Figure Skating

Read the passage about figure skating. Pick out **THREE** interesting facts you learned about the sport and write them below. Then think of **ONE** opinion you have about what you read and write that too.


Fact #1: _____

Fact #2: _____

Fact #3: _____

Opinion: _____

Name: _____



3 Facts & 1 Opinion About Luge

Read the passage about luge. Pick out **THREE** interesting facts you learned about the sport and write them below. Then think of **ONE** opinion you have about what you read and write that too.

Fact #1: _____

Fact #2: _____

Fact #3: _____

Opinion: _____



Name: _____

3 Facts & 1 Opinion About Curling

Read the passage about curling. Pick out **THREE** interesting facts you learned about the sport and write them below. Then think of **ONE** opinion you have about what you read and write that too.

Fact #1: _____

Fact #2: _____


Fact #3: _____

Opinion: _____

Name: _____

Let's Compete!

What is your favorite winter sport? Research to learn more about the sport. Share what you learn below using words and pictures.



My sport is:

My team name:

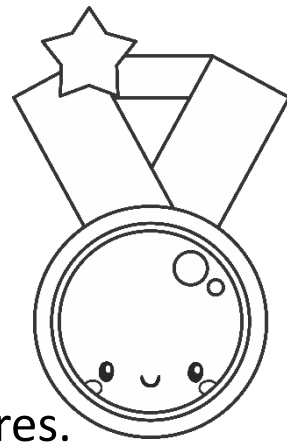
Our mascot is:

Here is my team:

Our country is:

Name: _____

My Team



Start your own winter sports team! Share the information about your team. Use words and pictures.

My sport is:

Here is where my sport is played:

Here is the equipment needed to play my sport:

Another important fact about my sport is:

Name: _____

What's happening?

Put together the puzzle pieces. Record six verbs and their past tense below.



Today I will...	Yesterday I...

dig

dug

buy

bought

do

did

find

fought

get

got

go

went

grow

grew

hide

hid

keep

kept

know

knew

lose

lost

pay

paid

ride

rode

swim

swam

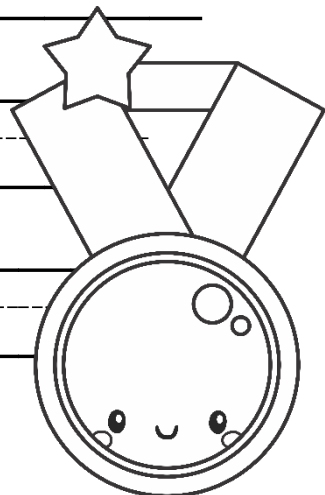

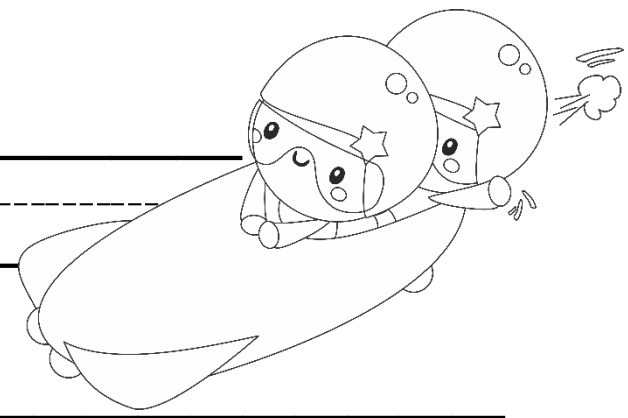
take

took


think

thought

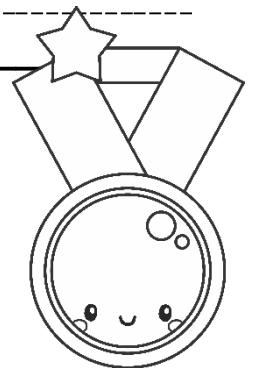

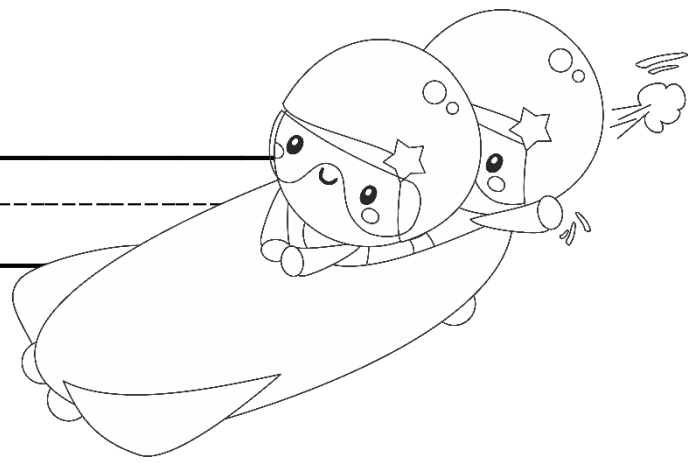
Name: _____



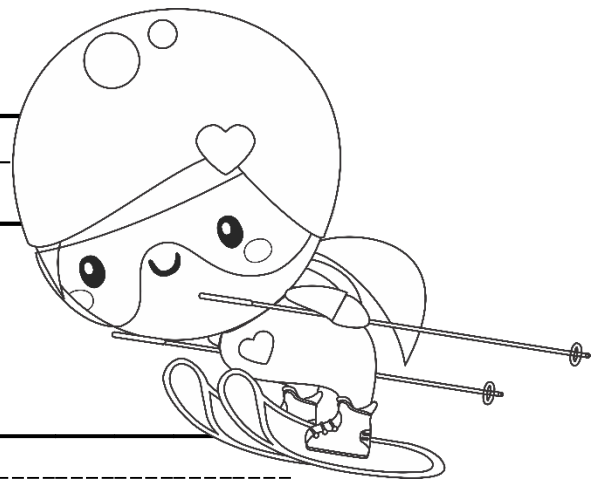
Name: _____



Name: _____

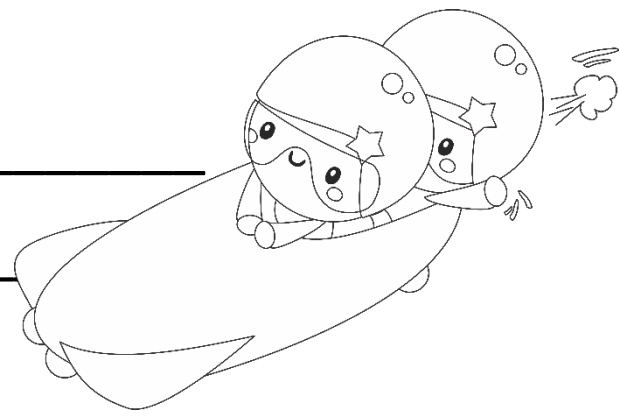


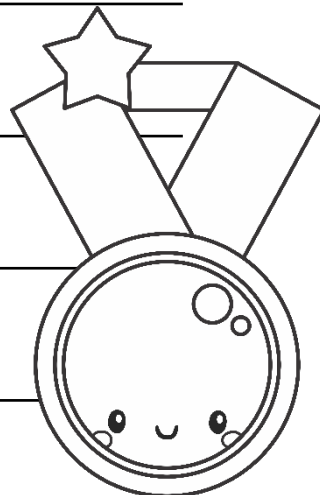

Name: _____



Date: _____


Name: _____





Date: _____

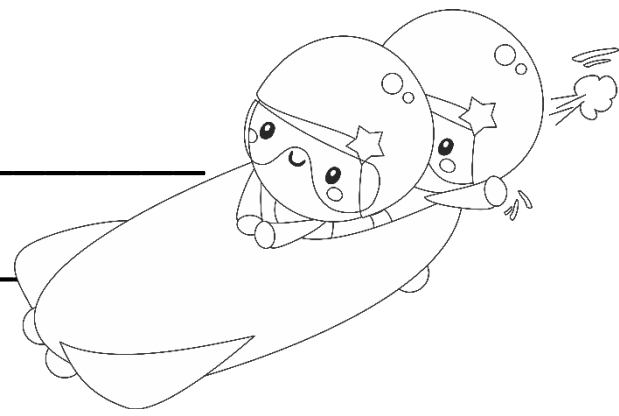
Name: _____

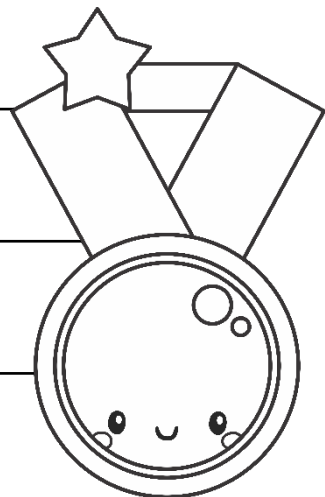




Date: _____


Name: _____





Date: _____

Name: _____





©www.thecurriculumcorner.com

