




Directions: Print and laminate the cards (you may print more than one set of the animal cards depending on your students.) Once laminated, place each type of card in a basket. Students pick cards from the basket - they determine the number of cards. They then use their cards to write a story problem. You can adapt this activity for different needs by having students choose 2, 3 or 4 different animals.







Name: _____

My Farm Fun Word Problem

I am writing a problem about _____ cows, _____ sheep, _____ chickens and _____ pigs.



Draw a
picture to
show your
problem.




The answer is: ____.


Name: _____

My Farm Fun Word Problem

I am writing a problem about _____, _____ and _____.



Draw a
picture to
show your
problem.



The answer is: ____.


Name: _____

My Farm Fun Word Problem

I am writing a problem about _____ and _____.



Draw a
picture to
show your
problem.



The answer is: ____.