

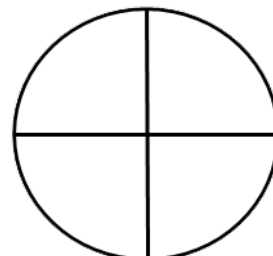
Name: _____

Exploring Fractions on a Number Line

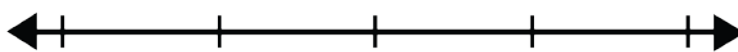
Color the shape to show the fraction.
Show the fraction on the number line.

The fraction is $\frac{1}{4}$.

Color the fraction by coloring the shape.

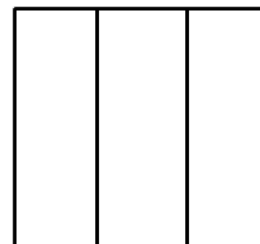


Show the fraction on the number line.



The fraction is $\frac{2}{3}$.

Color the fraction by coloring the shape.

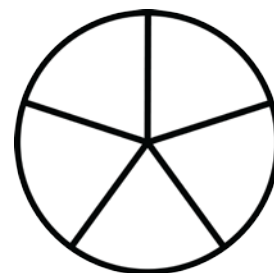


Show the fraction on the number line.



The fraction is $\frac{2}{5}$.

Color the fraction by coloring the shape.




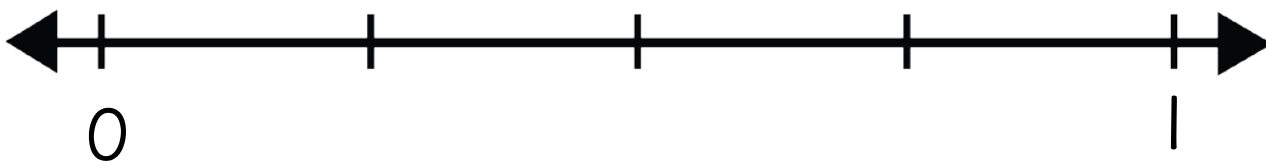

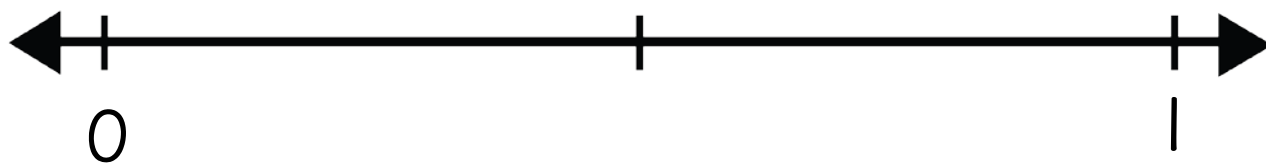
Show the fraction on the number line.



Name: _____

Fractions on a Number Line

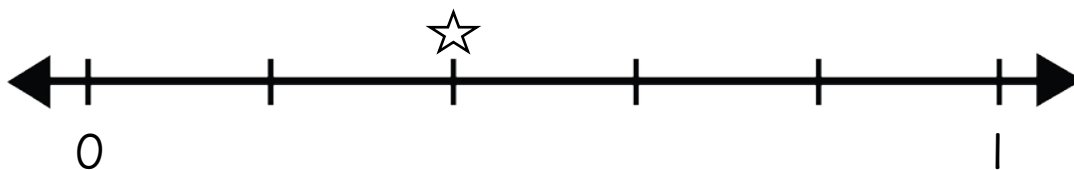
Label the spots on the number line with fractions.



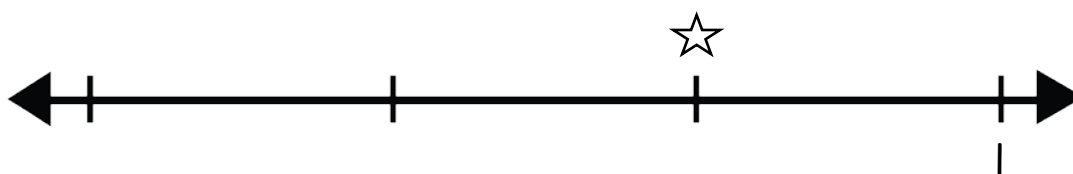
Name: _____

Exploring Fractions on a Number Line

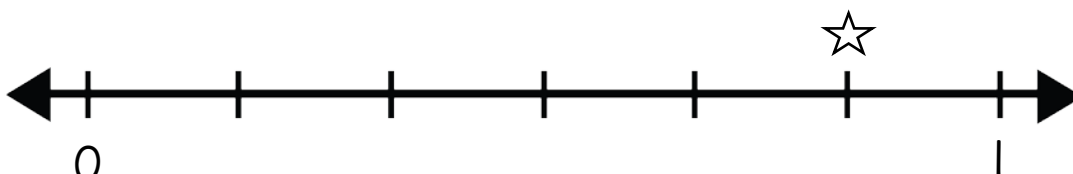
What fraction does the star show on each number line show?



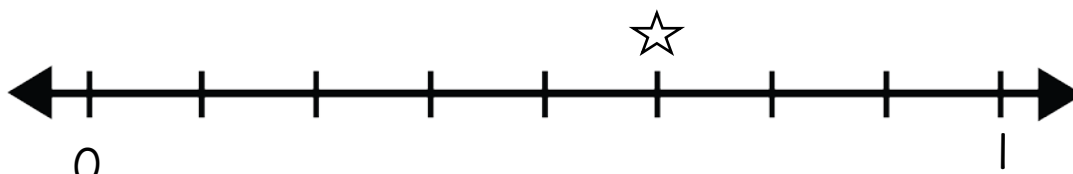
The fraction is:



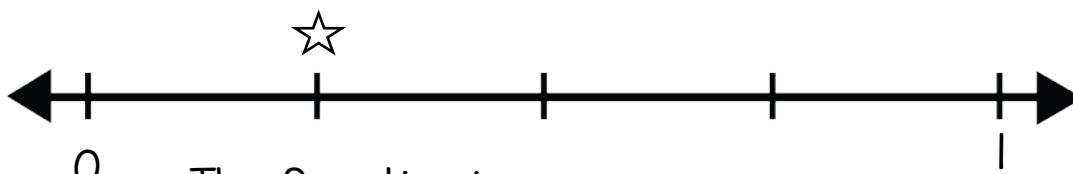
The fraction is:



The fraction is:



The fraction is:




The fraction is:

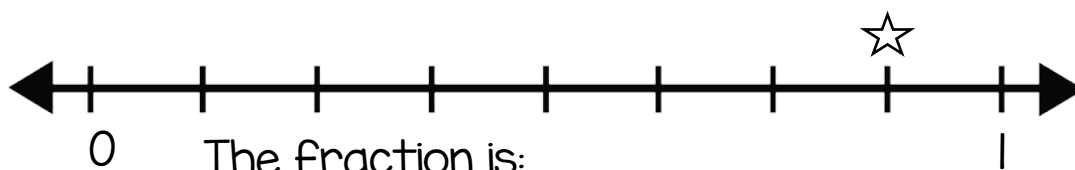
Name: _____

Exploring Fractions on a Number Line

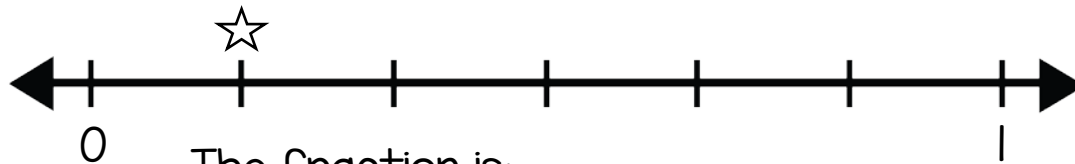
What fraction does the star show on each number line show?



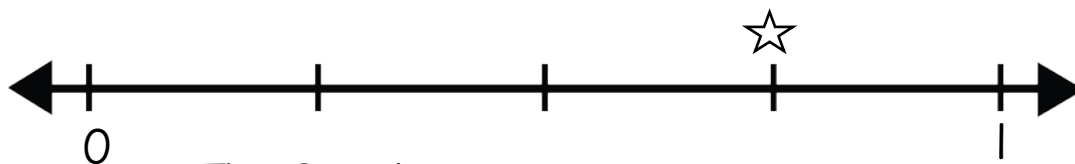
The fraction is:



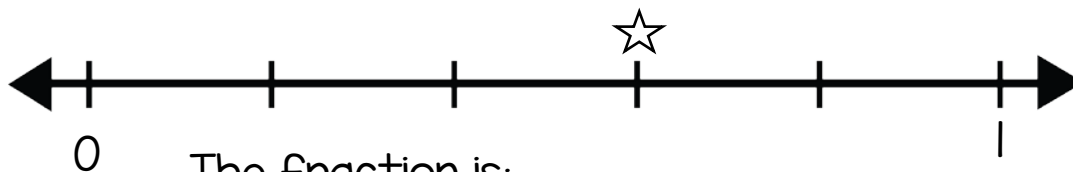
The fraction is:



The fraction is:



The fraction is:

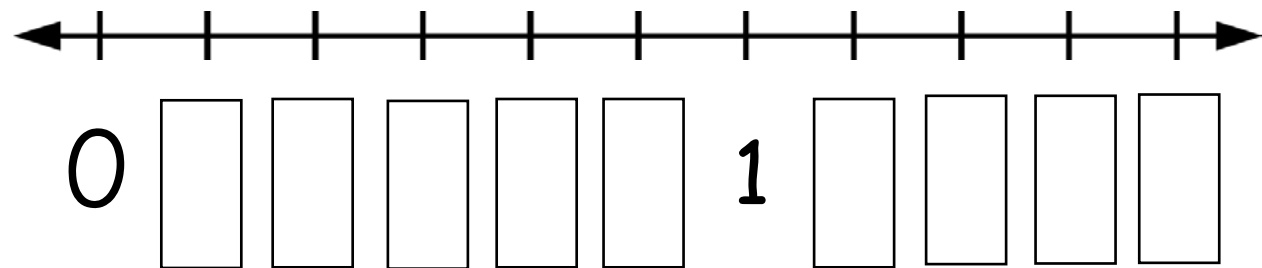
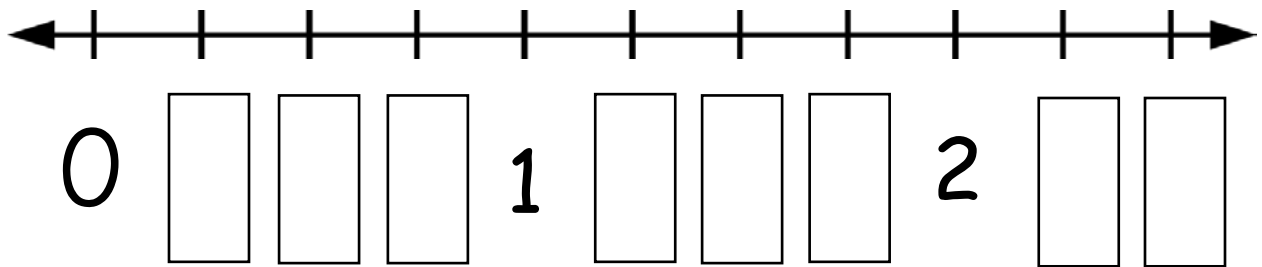
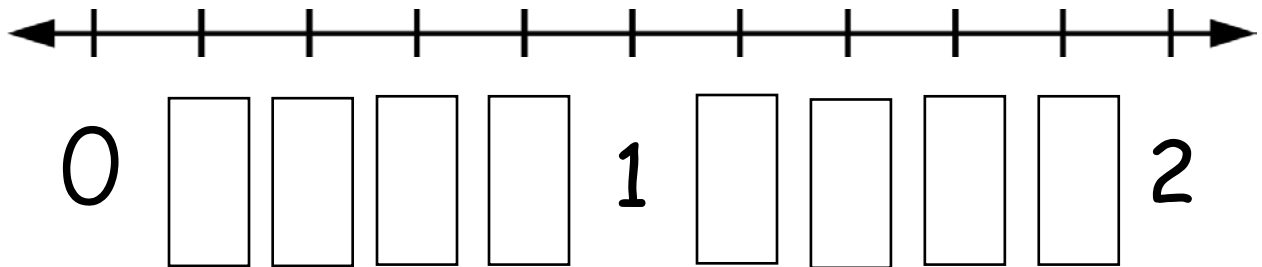


The fraction is:

Name: _____

Fractions on a Number Line

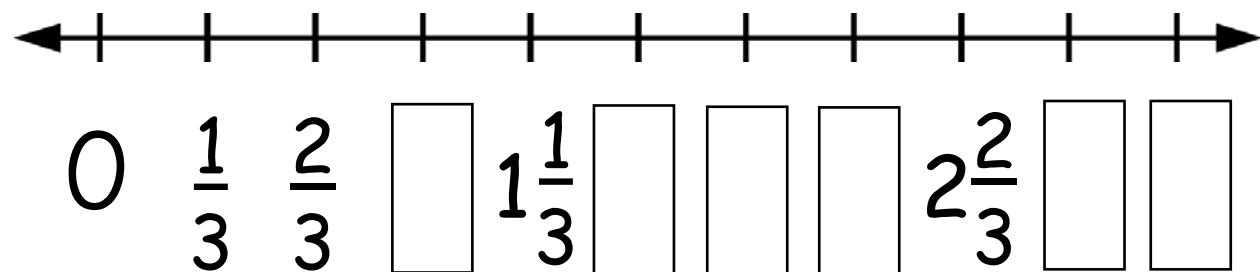
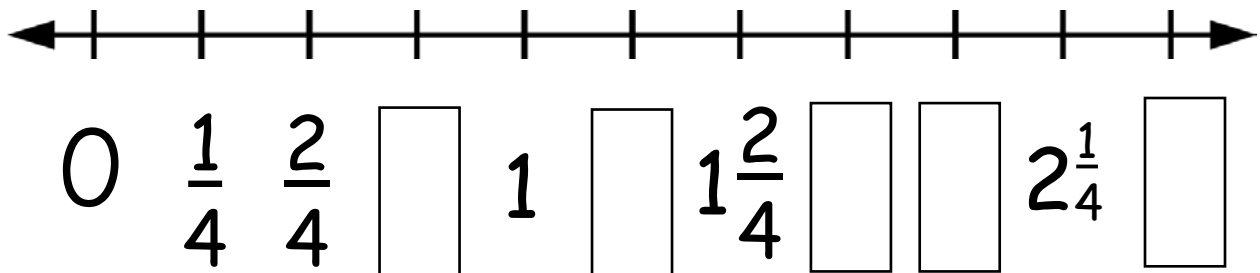
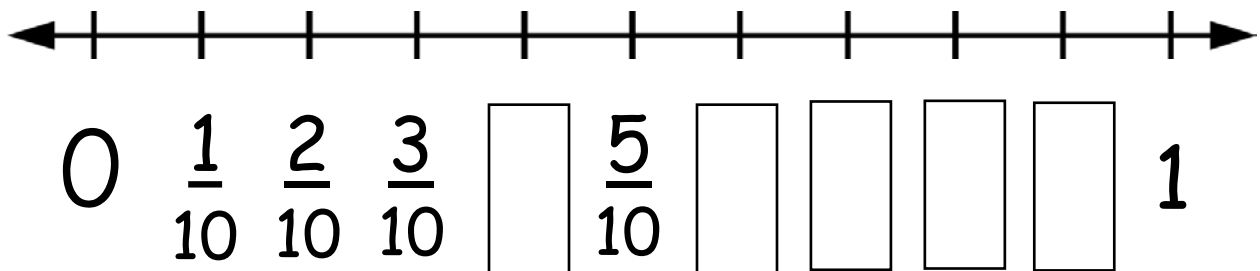
Fill in the missing fractions.



Name: _____

Fractions on a Number Line

Write the missing fractions or mixed numbers on the number line.



Start with the 0 and 1 cards. Find the fractions that have 4 as the denominator. Create a number line using the cards.

© www.thecurriculumcorner.com

Start with the 0 and 1 cards. Find the fractions that have 5 as the denominator. Create a number line using the cards.

© www.thecurriculumcorner.com

Start with the 0 and 1 cards. Find the fractions that have 5 as the denominator. Create a number line using the cards.

© www.thecurriculumcorner.com

Start with the 0 and 1 cards. Find the fractions that have 6 as the denominator. Create a number line using the cards.

© www.thecurriculumcorner.com

Start with the 0 and 1 cards. Find the fractions that have 7 as the denominator. Create a number line using the cards.

© www.thecurriculumcorner.com

Start with the 0 and 1 cards. Find the fractions that have 8 as the denominator. Create a number line using the cards.

© www.thecurriculumcorner.com

Make a number line that has one fraction in the middle and two whole numbers.

© www.thecurriculumcorner.com

Pick any four cards. Create a number line using the cards.

© www.thecurriculumcorner.com

Pick two whole numbers and three fractions. Create a number line using the cards.

© www.thecurriculumcorner.com

Make a number line that has three fractions evenly spaced and two whole numbers.

© www.thecurriculumcorner.com

Make a number line that has four fractions evenly spaced and two whole numbers.

© www.thecurriculumcorner.com

Pick any five cards. Create a number line using the cards.

© www.thecurriculumcorner.com

0

1
—
2

$$\begin{array}{r} 1 \\ - \\ 4 \end{array}$$

$$\begin{array}{r} 2 \\ - \\ 4 \end{array}$$

3
|
4

1
|
5

512

513

4
|
5

1
|
6


2
|
6

3
|
6


4
|
6

5
|
6

1
=



2
=



3
=

7

4
=

7

5
|
7

6
|
7

1
|
8

2
|
8

3
|
8

4
|
8

8 | 5

8 | 6

7
—
8

6
—
8

1
|
9

2
|
9

3
|
9

4
|
9

9 | 5

9 | 6

7
|
9

8
|
9

$$\begin{array}{r} 1 \\ - \\ 10 \end{array}$$

$$\begin{array}{r} 2 \\ - \\ 10 \end{array}$$

$$\begin{array}{r} 3 \\ - \\ 10 \end{array}$$

$$\begin{array}{r} 4 \\ - \\ 10 \end{array}$$

$$\begin{array}{r} 5 \\ - \\ 10 \end{array}$$

$$\begin{array}{r} 6 \\ - \\ 10 \end{array}$$

$$\begin{array}{r} 7 \\ - \\ 10 \end{array}$$

$$\begin{array}{r} 8 \\ - \\ 10 \end{array}$$

9
—
10

0

1

2

3

4

5

6

7

8

9

10

0

1
—
2

$$\begin{array}{r} 1 \\ - \\ 4 \end{array}$$

$$\begin{array}{r} 2 \\ - \\ 4 \end{array}$$

3
—
4

1
—
5

512

513

4

—

5

1

—

6

2
|
6

3
|
6

4

—

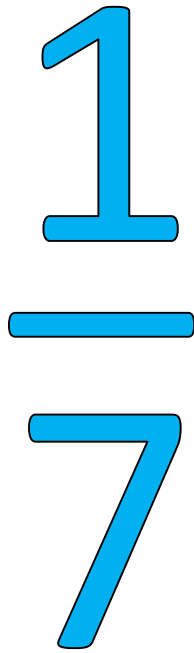
6

5


—

6

1
=



2
=



3

—

7

4

—

7

5
=

7

6
=

7

1
—
8

2
—
8

3
—
8

4
—
8

5
|
8

6
|
8

7

—

8

6

—

8

1
|
9

2
|
9

3
|
9

4
|
9

5
|
9

6
|
9

7
|
9

8
|
9

1
—
10

2
—
10

$$\begin{array}{r} 3 \\ - \\ 10 \end{array}$$

$$\begin{array}{r} 4 \\ - \\ 10 \end{array}$$

$$\begin{array}{r} 5 \\ - \\ 10 \end{array}$$

$$\begin{array}{r} 6 \\ - \\ 10 \end{array}$$

$$\begin{array}{r} 7 \\ - \\ 10 \end{array}$$

$$\begin{array}{r} 8 \\ - \\ 10 \end{array}$$

9
—
10

0

1

2

3

4

5

6

7

8

9

10