



superhero

©www.thecurriculumcorner.com



fly

©www.thecurriculumcorner.com



cape

©www.thecurriculumcorner.com



help

©www.thecurriculumcorner.com

building



©www.thecurriculumcorner.com

jump



©www.thecurriculumcorner.com



mask

©www.thecurriculumcorner.com

villain



©www.thecurriculumcorner.com



superpower

©www.thecurriculumcorner.com

brave



©www.thecurriculumcorner.com



climb

©www.thecurriculumcorner.com



save

©www.thecurriculumcorner.com

Is that a
superhero?

©www.thecurriculumcorner.com

He was on
the
building.

©www.thecurriculumcorner.com

They will
help you.

©www.thecurriculumcorner.com

She will
jump and
fly .

©www.thecurriculumcorner.com

When can
they help?

©www.thecurriculumcorner.com

There
is your
cape.

©www.thecurriculumcorner.com

Can you
jump?

©www.thecurriculumcorner.com

This mask
is for you.

©www.thecurriculumcorner.com

It was
brave of
the
superhero.

©www.thecurriculumcorner.com

I will
climb to
the top.

©www.thecurriculumcorner.com

The villain
was in the
building.

©www.thecurriculumcorner.com

Is that
your
mask?

©www.thecurriculumcorner.com

Are you
brave?

©www.thecurriculumcorner.com

The words
are
superhero
and villain.

©www.thecurriculumcorner.com

I can help
with the
mask.

©www.thecurriculumcorner.com

What is his
superpower?

©www.thecurriculumcorner.com

The
superhero
will save
the building.

©www.thecurriculumcorner.com

I will can
as I
help.

©www.thecurriculumcorner.com

He will jump
from the
building.

©www.thecurriculumcorner.com

Which
superpower
can she
use?

©www.thecurriculumcorner.com

There are
masks and
capas for
all.

©www.thecurriculumcorner.com

He said to be
at the
building.

©www.thecurriculumcorner.com

Can you
jump or
fly?

©www.thecurriculumcorner.com

What is their
superpower?

©www.thecurriculumcorner.com

I see one
mask but
not one
cape.

©www.thecurriculumcorner.com

Each
superhero
had a
superpower.

©www.thecurriculumcorner.com

Do you
know how
to jump?

©www.thecurriculumcorner.com

I have an old
mask.

©www.thecurriculumcorner.com

We were
by the
building.

©www.thecurriculumcorner.com

What if we
fly?

©www.thecurriculumcorner.com

Will we climb
up the
building?

©www.thecurriculumcorner.com

About how
many villains
do you see?

©www.thecurriculumcorner.com

The villain
will not like
the water.

©www.thecurriculumcorner.com

We will find
the villain
first.

©www.thecurriculumcorner.com

The people
would like to
write to the
superhero.

©www.thecurriculumcorner.com

My cape
may be
made by
them.

©www.thecurriculumcorner.com

It is a long
way down!

©www.thecurriculumcorner.com

Who will go
save the
day?

©www.thecurriculumcorner.com

I could
help her
now.

©www.thecurriculumcorner.com

I will make
some
masks.

©www.thecurriculumcorner.com

What
number may
I put on the
cape?

©www.thecurriculumcorner.com

I will get
into the
building.

©www.thecurriculumcorner.com

Who will
look at the
other one?

©www.thecurriculumcorner.com

That part
was brave.

©www.thecurriculumcorner.com

It is time to
help him
save the
day!

©www.thecurriculumcorner.com

The
building is
so tall!

©www.thecurriculumcorner.com

I did not go
to the other
building.

©www.thecurriculumcorner.com

I am here
to save
the day!

©www.thecurriculumcorner.com

Who will
come out
of the
building?

©www.thecurriculumcorner.com

No villain
can do
that!

©www.thecurriculumcorner.com

I will jump
then I will
fly.

©www.thecurriculumcorner.com

The superhero
has more
superpowers
than the villain.


©www.thecurriculumcorner.com

I will put on
a mask as I
fly.

©www.thecurriculumcorner.com

The cape
is in its
box.

©www.thecurriculumcorner.com



©www.thecurriculumcorner.com

©www.thecurriculumcorner.com


©www.thecurriculumcorner.com

©www.thecurriculumcorner.com

©www.thecurriculumcorner.com

©www.thecurriculumcorner.com

SUPER FRY




Written by: _____

A worksheet template featuring a large, empty rectangular box at the top, followed by two horizontal lines for writing. The entire content is enclosed within a decorative, hand-drawn style zigzag border.

A second worksheet template, identical to the first, featuring a large, empty rectangular box at the top, followed by two horizontal lines for writing. The entire content is enclosed within a decorative, hand-drawn style zigzag border.

Name: _____

SUPER SENTENCES



Name: _____

SUPER SENTENCES

