

# "I Can" Read

(Reading - Foundational Skills)



**I can understand how text is supposed to be read.**

- RF.1.1 I can show that I know how books can be read.
- RF.1.1A I can find and point to the first word, the beginning capital letter and the ending mark in a sentence.

**I can understand the sounds that letters and words make.**

- RF.1.2 I can show that I know how words and their parts go together.
- RF.1.2A I can tell the difference between short and long vowel sounds when I hear a word.
- RF.1.2B I can put sounds together to speak words.
- RF.1.2C I can find and tell the beginning, middle and ending sounds in short words.
- RF.1.2D I can break down short words and say each sound by itself.

**I can look at words and figure them out by using what I know about letters and sounds.**

- RF.1.3 I can show what I have learned about letters and sounds by reading words.
- RF.1.3A I can hear and spell consonant letters that are blended together to make words.
- RF.1.3B I can read short words.
- RF.1.3C I can read words with long vowel sounds. (silent e or vowel teams)

- RF.1.3D I can use what I know about vowel sounds to help me figure out how many syllables are in words.
- RF.1.3E I can read words with two syllables.
- RF.1.3F I can read words that have different endings on them.
- RF.1.3G I can read first grade words that aren't spelled the way they sound.
- RF.1.4 I can read and understand books at my level well.
- RF.1.4A I can read and understand first grade books.
- RF.1.4B I can read aloud like a teacher.
- RF.1.4C I can stop when I am reading and fix words that I mess up or that I am not sure of.



## **"I Can" Read Fiction**

(Reading - Literature)

### **I can read, understand and tell about fiction.**

- RL.1.1 I can ask and answer questions about important details in stories.
- RL.1.2 I can retell a story I know using important details and show that I know the author is trying to teach me.
- RL.1.3 I can tell the characters, setting and what happens in stories.
- RL.1.4 I can find words in a story or poem that tell about feelings.
- RL.1.5 I can tell the difference between fiction and nonfiction.
- RL.1.6 I can figure out who is telling a story at different parts in the story.

- RL.1.7 I can use the pictures and details in a story to tell about its characters, setting or events.
- RL.1.9 I can compare what happens to characters in stories.
- RL.1.10 I can read and understand first grade stories and poems.

## **"I Can" Read Nonfiction**


(Reading - Informational Text)



### **I can read, understand and tell about nonfiction.**

- RI.1.1 I can ask and answer questions about important details in nonfiction books.
- RI.1.2 I can tell the main topic and important details in nonfiction books.
- RI.1.3 I can tell how people, events or ideas are connected in nonfiction books.
- RI.1.4 I can ask and answer questions to help me understand new words.
- RI.1.5 I can understand and use all the helpful parts of nonfiction books to help me find important facts and details.
- RI.1.6 I can find some information from pictures and some information from the words in nonfiction books.
- RI.1.7 I can use the pictures and words in nonfiction books to help me tell about the main ideas.
- RI.1.8 I can find the reasons that an author gives to help teach about the main idea.

- RI.1.9 I can find things that are the same and different in two nonfiction books that teach about the same topic.
- RI.1.10 I can read and understand first grade nonfiction books.



## "I Can" Write

(Writing)



**I can write different types of writing for different reasons.**

- W.1.1 I can write my opinion about a topic and give reasons for my thinking.
- W.1.2 I can write to teach about a topic by giving facts about it.
- W.1.3 I can write to tell an organized story with details.

**I can make my writing better and get it ready for others to read.**

- W.1.5 I can listen to others' ideas to help add details to my stories.
- W.1.6 I can use a computer or tablet to publish my writing.

**I can research topics with my class to help us write about them.**

- W.1.7 I can help my class explore books and write about what we learned.
- W.1.8 I can use what I have learned to answer questions or I can find out the answers somewhere else.

## "I Can" Share & Listen

(Speaking and Listening)

**I can have and understand conversations with all kinds of people.**

- SL.1.1 I can show that I know how to have good conversations with my friends and teachers.
- SL.1.1A I can listen and take turns when I am having conversations.

- SL.1.1B I can be a part of conversations by listening to other people's comments and thinking about what to say.
- SL.1.1C I can ask questions during conversations to help me understand what is being shared.
- SL.1.2 I can ask and answer questions about things I hear and see.
- SL.1.3 I can ask and answer questions about what a speaker says to help me understand the person better.

**I can share my ideas and what I have learned.**

- SL.1.4 I can use details when I tell about people, places and things to help others understand them better.
- SL.1.5 I can use drawings or other things like that to help others understand what I am talking about.
- SL.1.6 I can speak and share my ideas in complete sentences when I need to.

**"I Can" Use Proper English**

(English)

**I can use proper English when I write and speak.**

- L.1.1 I can show that I know how to use words correctly when I write and speak.
- L.1.1A I can print all of the upper and lowercase letters.
- L.1.1B I can use common, proper and possessive nouns.
- L.1.1C I can use singular and plural nouns with matching verbs in my sentences.





- L.1.1D I can use pronouns. (I, me, my, they, them, their, anyone, everything)
- L.1.1E I can use verbs in the right way to tell about the past, the present and the future.
- L.1.1F I can use adjectives.
- L.1.1G I can use conjunctions. (and, but, or, so, because)
- L.1.1H I can use determiners. (a, the, this, that, my, many, few)
- L.1.1I I can use common prepositions. (during, beyond, toward)
- L.1.1J I can use simple and compound sentences. (statements, questions, commands and exclamations)
- L.1.2 I can show that I know how to write sentences correctly.
- L.1.2A I can use capital letters in dates and also when I write people's names.
- L.1.2B I can use the right punctuation at the ends of my sentences.
- L.1.2C I can use commas when I write the date or when I make a list of things in a sentence.
- L.1.2D I can use sight words and spelling patterns to help me spell words correctly.
- L.1.2E I can use what I know about letters and their sounds to spell new words correctly.



**I can figure out what words mean and use them in different situations.**

- L.1.4 I can figure out what words mean by using the strategies I know and thinking about what I have read.
- L.1.4A I can use the whole sentence to help me figure out what other words in the sentence mean.

- L.1.4B I can use the beginnings and endings of words to help me figure out what it means.
- L.1.4C I can find root words with lots of different endings.
- L.1.5 I can figure out how words are related. I can figure out how their meanings might be alike.
- L.1.5A I can sort things into groups and use the names of the groups to help me understand them better. (colors, clothing)
- L.1.5B I can explain a word by telling how it belongs in a group.
- L.1.5C I can tell how words are used in real-life. (places in my house that are cozy)
- L.1.5D I can tell or show the difference between verbs (action words) that are almost alike. (look, peek, glance, stare, glare, scowl)
- L.1.5D I can tell or show the difference between adjectives (describing words) that are almost alike. (big, large, gigantic)
- L.1.6 I can use the new words I learn in different ways to show that I know what they mean.





# "I Can" Do Math

(Operations & Algebraic Thinking)



## **I can write and solve problems using addition and subtraction.**

- 1.OA.A.1 I can use different strategies for addition to solve word problems. (within 20)
- 1.OA.A.1 I can use different strategies for subtraction to solve word problems. (within 20)
- 1.OA.A.2 I can solve word problems where I have to add 3 whole numbers.

## **I can understand and use what I know about addition and subtraction.**

- 1.OA.B.3 I can use fact families to help me solve addition problems. (commutative)
- 1.OA.B.3 I can use addition facts I know well to help me solve problems where there are more than two numbers. (associative)
- 1.OA.B.4 I can use what I know about addition facts to help me answer subtraction fact problems.

## **I can add and subtract any numbers from 0 to 20.**

- 1.OA.C.5 I can understand how counting up is like adding and counting down is like subtracting.
- 1.OA.C.6 I can add facts within 20.
- 1.OA.C.6 I can subtract facts within 20.

## **I can work with addition and subtraction number sentences.**

- 1.OA.D.7 I can tell if addition or subtraction number sentences are true because I understand what an equal sign means.

- 1.OA.D.8 I can figure out what a missing number is in an addition or subtraction problem.

## "I Can" Do Math

(Numbers & Operations in Base Ten)



### I can count up.

- 1.NBT.A.1 I can count up to 120 starting at any number under 120.
- 1.NBT.A.1 I can read and write my numbers to show how many objects are in a group. (up to 120)

### I can understand place value.

- 1.NBT.B.2 I can tell how many tens and how many ones are in a number.
- 1.NBT.B.2A I can show that I know what a "ten" is.
- 1.NBT.B.2B I can show that any number between 11 and 19 is a group of "ten" and a certain number of ones.
- 1.NBT.B.2C I can show that I understand the numbers I use when I count by tens, have a certain number of tens and 0 ones.
- 1.NBT.B.3 I can compare two-digit numbers using  $<$ ,  $=$ , and  $>$  because I understand tens and ones.

### I can use what I know about place value to help me add and subtract.

- 1.NBT.C.4 I can use math strategies to help me solve and explain addition problems within 100.
- 1.NBT.C.4 I can use objects and pictures to help me solve and explain addition problems within 100.

- 1.NBT.C.4 I can understand that adding two-digit numbers means I add the ones and then the tens.
- 1.NBT.C.4 I can understand that when I add two-digit numbers, sometimes I have to make a group of ten from the ones. (regroup)
- 1.NBT.C.5 I can find 10 more or 10 less in my head.
- 1.NBT.C.6 I can use different strategies to subtract multiples of 10 (10-90) from numbers under 100, write the matching number sentence and explain my strategy.

## **"I Can" Do Math**

(Measurement & Data)

### **I can understand length.**

- 1.MD.A.1 I can put three objects in order from longest to shortest and compare their lengths.
- 1.MD.A.2 I can tell the length of an object using whole numbers.
- 1.MD.A.2 I can show that I understand how to measure something by using a smaller object as a measurement tool.

### **I can tell time.**

- 1.MD.B.3 I can tell and write time in hours and half-hours using any kind of clock.

### **I can understand how information is shared using numbers.**

- 1.MD.C.4 I can organize, show and explain number information in a way that makes sense.
- 1.MD.C.4 I can ask and answer questions about number information that is organized.



## "I Can" Do Math

(Geometry)



**I can understand shapes better by using what I notice about them.**

- 1.G.A.1 I can understand and tell about the parts that make different shapes unique.
- 1.G.A.1 I can build and draw shapes that have certain parts.
- 1.G.A.2 I can create two-dimensional shapes. (rectangles, squares, trapezoids, triangles, half-circles and quarter-circles)
- 1.G.A.2 I can create three-dimensional shapes. (cubes, right rectangular prisms, right circular cones and right circular cylinders)
- 1.G.A.2 I can use two- and three-dimensional shapes to create new shapes.
- 1.G.A.3 I can understand that "halves" means two equal parts and "fourths" or "quarters" means four equal parts.
- 1.G.A.3 I can break circles and rectangles into equal parts and use the words whole, halves, fourths, and quarters to talk about them.
- 1.G.A.3 I can understand that breaking circles or rectangles into more equal parts means that the parts will be smaller.

