



©www.thecurriculumcorner.com



©www.thecurriculumcorner.com



©www.thecurriculumcorner.com



©www.thecurriculumcorner.com



©www.thecurriculumcorner.com



©www.thecurriculumcorner.com



©www.thecurriculumcorner.com



©www.thecurriculumcorner.com



©www.thecurriculumcorner.com



©www.thecurriculumcorner.com



©www.thecurriculumcorner.com



©www.thecurriculumcorner.com



©www.thecurriculumcorner.com



©www.thecurriculumcorner.com



©www.thecurriculumcorner.com



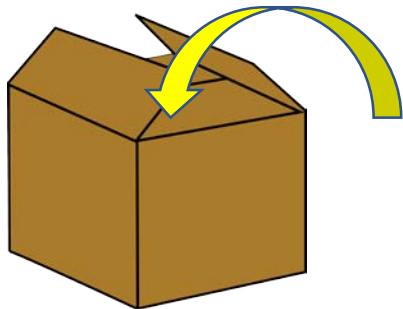
©www.thecurriculumcorner.com



©www.thecurriculumcorner.com



©www.thecurriculumcorner.com



©www.thecurriculumcorner.com



©www.thecurriculumcorner.com

The acorn is on the leaf.

©www.thecurriculumcorner.com

The acorn is under the leaf.

©www.thecurriculumcorner.com

The acorn is below the leaf.

©www.thecurriculumcorner.com

The acorn is next to the leaf.

©www.thecurriculumcorner.com

The acorn is behind the leaf.

©www.thecurriculumcorner.com

The acorn is above the leaf.

©www.thecurriculumcorner.com

The acorn is beside the leaf.

©www.thecurriculumcorner.com

The acorn is in the pile of leaves.

©www.thecurriculumcorner.com

The acorn is beneath the leaf.

©www.thecurriculumcorner.com

The acorn is between the leaves.

©www.thecurriculumcorner.com

The acorn is near the leaf.

©www.thecurriculumcorner.com

The acorn is rolling around the leaves.

©www.thecurriculumcorner.com

The acorn is going across the trail.

©www.thecurriculumcorner.com

The acorn is up in the tree.

©www.thecurriculumcorner.com

The acorn is down on the ground.

©www.thecurriculumcorner.com



on

©www.thecurriculumcorner.com



under

©www.thecurriculumcorner.com



below

©www.thecurriculumcorner.com



next to

©www.thecurriculumcorner.com



behind

©www.thecurriculumcorner.com



above

©www.thecurriculumcorner.com



beside

©www.thecurriculumcorner.com



in

©www.thecurriculumcorner.com



beneath

©www.thecurriculumcorner.com



near

©www.thecurriculumcorner.com



underneath

©www.thecurriculumcorner.com



between

©www.thecurriculumcorner.com



around

©www.thecurriculumcorner.com



across

©www.thecurriculumcorner.com



inside

©www.thecurriculumcorner.com



up

©www.thecurriculumcorner.com



close to

©www.thecurriculumcorner.com



against

©www.thecurriculumcorner.com



over

©www.thecurriculumcorner.com



in front of

©www.thecurriculumcorner.com



through

©www.thecurriculumcorner.com



along

©www.thecurriculumcorner.com



onto

©www.thecurriculumcorner.com



into

©www.thecurriculumcorner.com

on



©www.thecurriculumcorner.com

under



©www.thecurriculumcorner.com

below



©www.thecurriculumcorner.com

next
to



©www.thecurriculumcorner.com



behind

©www.thecurriculumcorner.com

above



©www.thecurriculumcorner.com

beside



©www.thecurriculumcorner.com

down



©www.thecurriculumcorner.com



beneath

©www.thecurriculumcorner.com



near

©www.thecurriculumcorner.com

underneath




©www.thecurriculumcorner.com




between

©www.thecurriculumcorner.com



around

©www.thecurriculumcorner.com



across

©www.thecurriculumcorner.com



inside

©www.thecurriculumcorner.com



up

©www.thecurriculumcorner.com



close to

©www.thecurriculumcorner.com



against

©www.thecurriculumcorner.com



over

©www.thecurriculumcorner.com



in front of

©www.thecurriculumcorner.com




through

©www.thecurriculumcorner.com


along

©www.thecurriculumcorner.com



onto

©www.thecurriculumcorner.com



into

©www.thecurriculumcorner.com



on

©www.thecurriculumcorner.com



under

©www.thecurriculumcorner.com



below

©www.thecurriculumcorner.com



next to

©www.thecurriculumcorner.com



behind

©www.thecurriculumcorner.com



above

©www.thecurriculumcorner.com



beside

©www.thecurriculumcorner.com



in

©www.thecurriculumcorner.com



beneath

©www.thecurriculumcorner.com



near

©www.thecurriculumcorner.com



underneath

©www.thecurriculumcorner.com



between

©www.thecurriculumcorner.com



around

©www.thecurriculumcorner.com



across

©www.thecurriculumcorner.com



inside

©www.thecurriculumcorner.com



up

©www.thecurriculumcorner.com



close to

©www.thecurriculumcorner.com



against

©www.thecurriculumcorner.com



over

©www.thecurriculumcorner.com



in front of

©www.thecurriculumcorner.com



through

©www.thecurriculumcorner.com



along

©www.thecurriculumcorner.com



onto

©www.thecurriculumcorner.com



into

©www.thecurriculumcorner.com

on



©www.thecurriculumcorner.com

under



©www.thecurriculumcorner.com

below



©www.thecurriculumcorner.com

next



to

©www.thecurriculumcorner.com



behind

©www.thecurriculumcorner.com

above



©www.thecurriculumcorner.com

beside



©www.thecurriculumcorner.com

down



©www.thecurriculumcorner.com



beneath

©www.thecurriculumcorner.com



near

©www.thecurriculumcorner.com

underneath




©www.thecurriculumcorner.com




between

©www.thecurriculumcorner.com



around

©www.thecurriculumcorner.com



across

©www.thecurriculumcorner.com



inside

©www.thecurriculumcorner.com



up

©www.thecurriculumcorner.com



close to

©www.thecurriculumcorner.com



against

©www.thecurriculumcorner.com



over

©www.thecurriculumcorner.com



in front of

©www.thecurriculumcorner.com




through

©www.thecurriculumcorner.com


along

©www.thecurriculumcorner.com








onto

©www.thecurriculumcorner.com



into

©www.thecurriculumcorner.com





©www.thecurriculumcorner.com



©www.thecurriculumcorner.com



©www.thecurriculumcorner.com



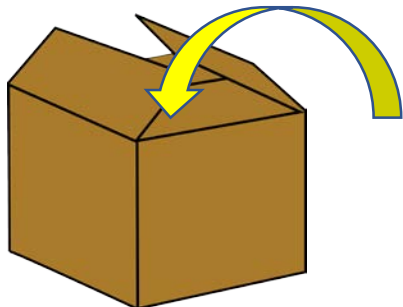
©www.thecurriculumcorner.com



©www.thecurriculumcorner.com



©www.thecurriculumcorner.com



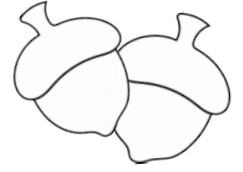
©www.thecurriculumcorner.com



©www.thecurriculumcorner.com



Name: _____



FALL PREPOSITION HUNT

Directions: Find a preposition in the room. Write a sentence using the preposition. Draw a picture showing the sentence.

Preposition	Sentence	Picture
	<hr/> <hr/>	
	<hr/> <hr/>	
	<hr/> <hr/>	
	<hr/> <hr/>	
	<hr/> <hr/>	





Name: _____



FALL PREPOSITION HUNT

Directions: Find 5 prepositions in the room. Record each preposition. Draw a picture to show the meaning.

Preposition	Picture





Name: _____



FALL PREPOSITION HUNT

Directions: Find 10 prepositions in the room. Record each preposition. Draw a picture to show the meaning.

Preposition	Picture	Preposition	Picture





Name: _____



SHOW THE PREPOSITION



Directions: Write the preposition.
Draw a picture to show the preposition.

The preposition is:	The preposition is:
Show the word.	Show the word.
The preposition is:	The preposition is:
Show the word.	Show the word.



The Little Acorn



Name: _____

©www.thecurriculumcorner.com

This is the little acorn.

The little acorn is

_____.

©www.thecurriculumcorner.com



This is the little acorn.

The little acorn is

©www.thecurriculumcorner.com



This is the little acorn.

The little acorn is

©www.thecurriculumcorner.com