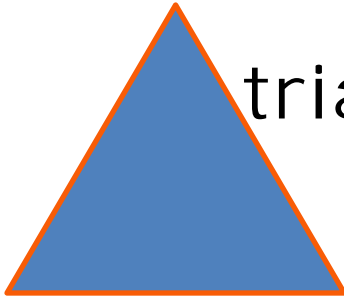


2 D SHAPES



triangle




square

rectangle

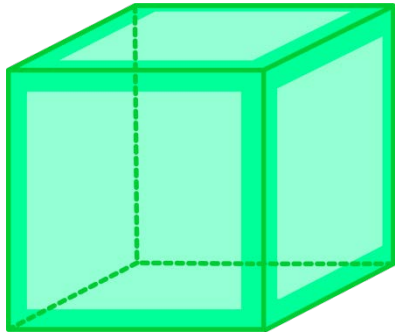


trapezoid




circle


3 D SHAPES



cube





right
rectangular
prism



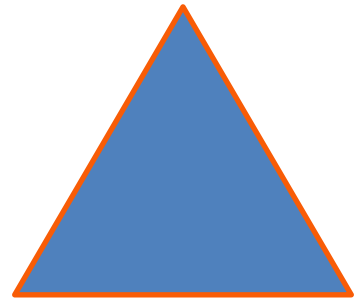
right
circular
cone

sphere



right
circular
cylinder

triangle



3 sides

3 corners

3 angles

rectangle



4 sides

4 corners

4 angles




4 angles

4 corners

4 sides

square



circle

0 sides

0 angles

0 corners



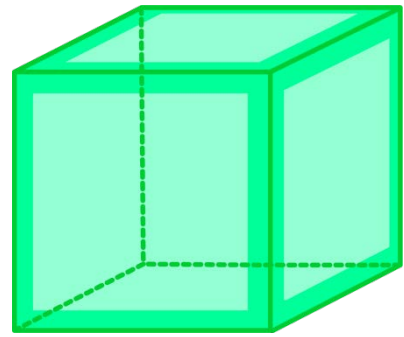
4 angles

trapezoid

4 corners


cube

© www.thecurriculumcorner.com




**right
rectangular
prism**

© www.thecurriculumcorner.com




**right
circular
cone**

© www.thecurriculumcorner.com



**right
circular
cylinder**

© www.thecurriculumcorner.com



**a 3D shape that
has a circular
base and one
vertex**

© www.thecurriculumcorner.com

**a 3D shape that
has six square
faces and eight
vertices**

© www.thecurriculumcorner.com

**a 3D shape that
has six faces and
eight vertices**

© www.thecurriculumcorner.com

**a 3D shape that
has two circle
bases with a
rectangle
wrapped around**


© www.thecurriculumcorner.com




© www.thecurriculumcorner.com




© www.thecurriculumcorner.com




© www.thecurriculumcorner.com




© www.thecurriculumcorner.com



© www.thecurriculumcorner.com



© www.thecurriculumcorner.com



© www.thecurriculumcorner.com




© www.thecurriculumcorner.com



© www.thecurriculumcorner.com



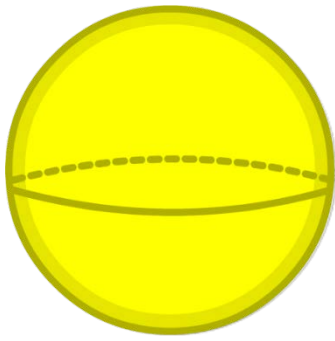
© www.thecurriculumcorner.com



© www.thecurriculumcorner.com



© www.thecurriculumcorner.com



© www.thecurriculumcorner.com



© www.thecurriculumcorner.com

sphere

© www.thecurriculumcorner.com



© www.thecurriculumcorner.com

**a 3D shape that
is perfectly
round**

© www.thecurriculumcorner.com



© www.thecurriculumcorner.com



© www.thecurriculumcorner.com



© www.thecurriculumcorner.com

Task 1

Draw a shape
with 4 sides.

Task 2

Draw a shape
with 3 sides.

Task 3

Draw a shape
with 0 sides.

Task 4

Draw a shape
with 3 corners.

Task 5

Draw a shape
with 4 corners.

Task 6

Draw a shape
with 4 equal
sides.

Task 7

Draw a shape
with 4 sides.

Task 8

Draw a shape
with 3 sides.

Task 9

Draw a shape
with 0 sides.

Task 10

Draw a shape
with 3 corners.

Task 11

Draw a shape
with 4 corners.


Task 12

Draw a shape
with 4 equal
sides.

Name: _____

Task Cards

1.	2.
3.	4.
5.	6.
7.	8.
9.	10.
11.	12.



square

rectangle

circle

trapezoid

triangle

You pick!

a shape
with three
corners

a shape
with four
sides

a shape
with no
corners

a shape
with four
corners

a shape
with no
angles

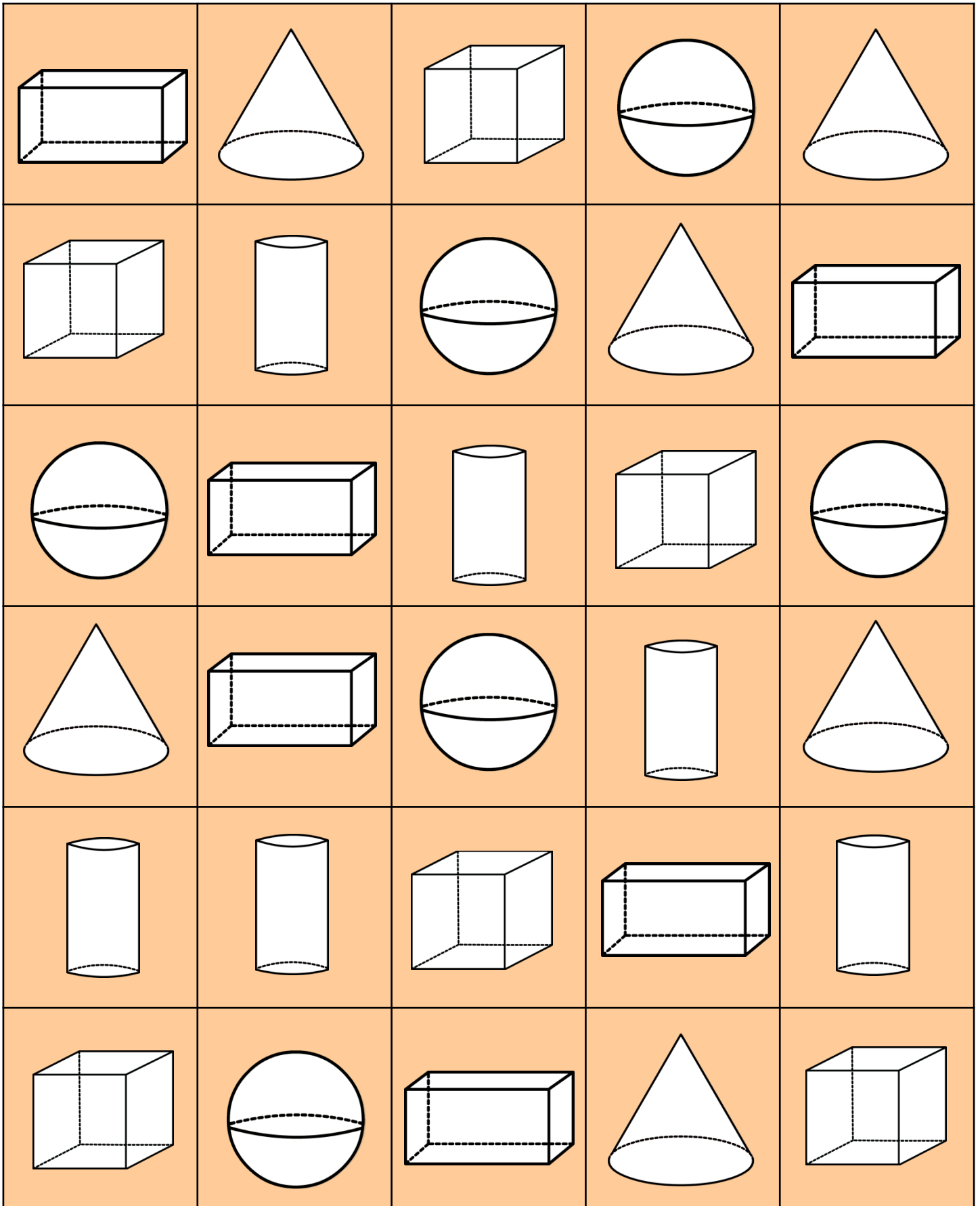
a shape
with four
angles

a shape
with three
angles

You pick!

a shape
with three
sides

a shape
with four
corners



cube

© www.thecurriculumcorner.com

sphere

© www.thecurriculumcorner.com

**right
rectangular
prism**

© www.thecurriculumcorner.com

**right
circular
prism**

© www.thecurriculumcorner.com

**right
circular
cone**

© www.thecurriculumcorner.com

You pick!

© www.thecurriculumcorner.com

You pick!

© www.thecurriculumcorner.com

You pick!

© www.thecurriculumcorner.com

Name _____



Shape Hunt

Directions: Search for each shape in the world around you. Draw a picture to show what you see.

circle	
triangle	
square	
rectangle	
trapezoid	

Name _____

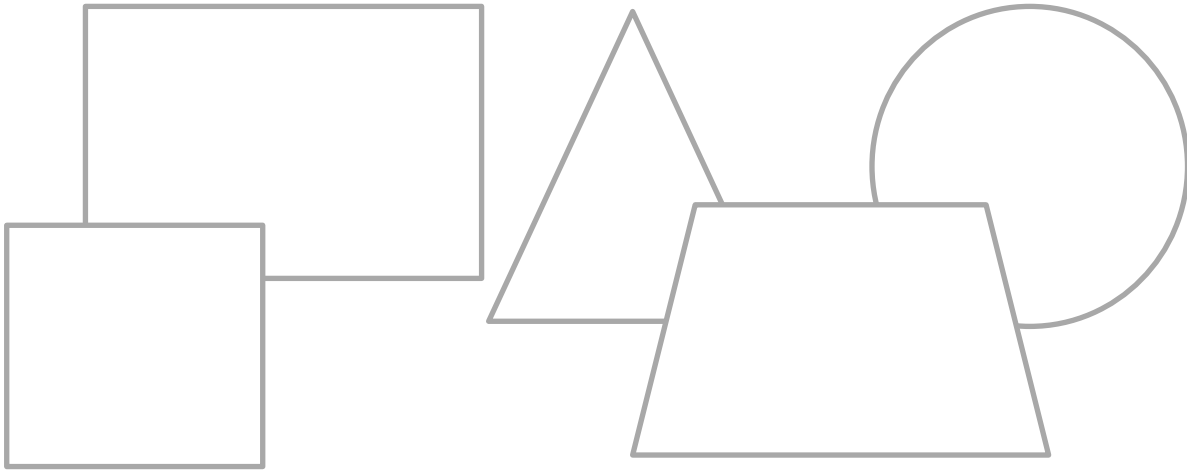


Shape Hunt

Directions: Search for each shape in the world around you. Draw a picture to show what you see.

sphere	
right rectangular prism	
cube	
right circular cone	
right circular cylinder	

All About Shapes



Name _____

Draw a circle.

A circle has
_____ sides _____ angles _____ corners

Draw a triangle.

A circle has
___ sides ___ angles ___ corners

Draw a trapezoid.

A circle has
___ sides ___ angles ___ corners

Draw a square.

A circle has
___ sides ___ angles ___ corners

Draw a rectangle.


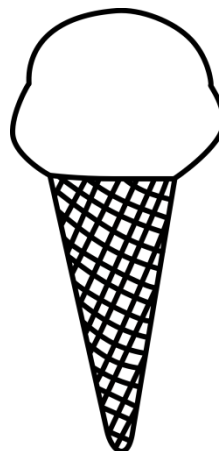

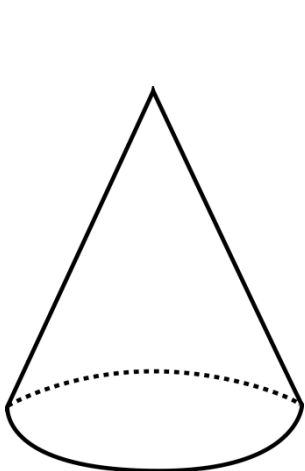
A circle has
___ sides ___ angles ___ corners

Exploring 3D Shapes

Name _____

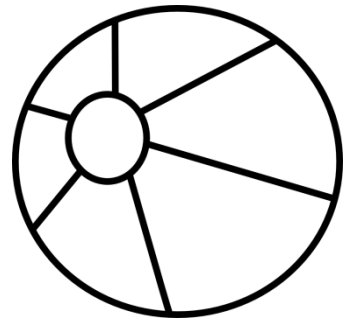

© www.thecurriculumcorner.com

Color the cones.



A cone has _____ faces _____ vertices _____ edges

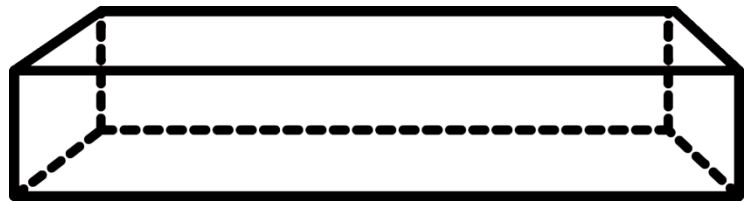
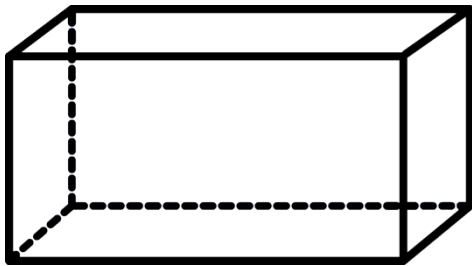
Color the spheres.



A sphere has
___ faces ___ vertices ___ edges

© www.thecurriculumcorner.com

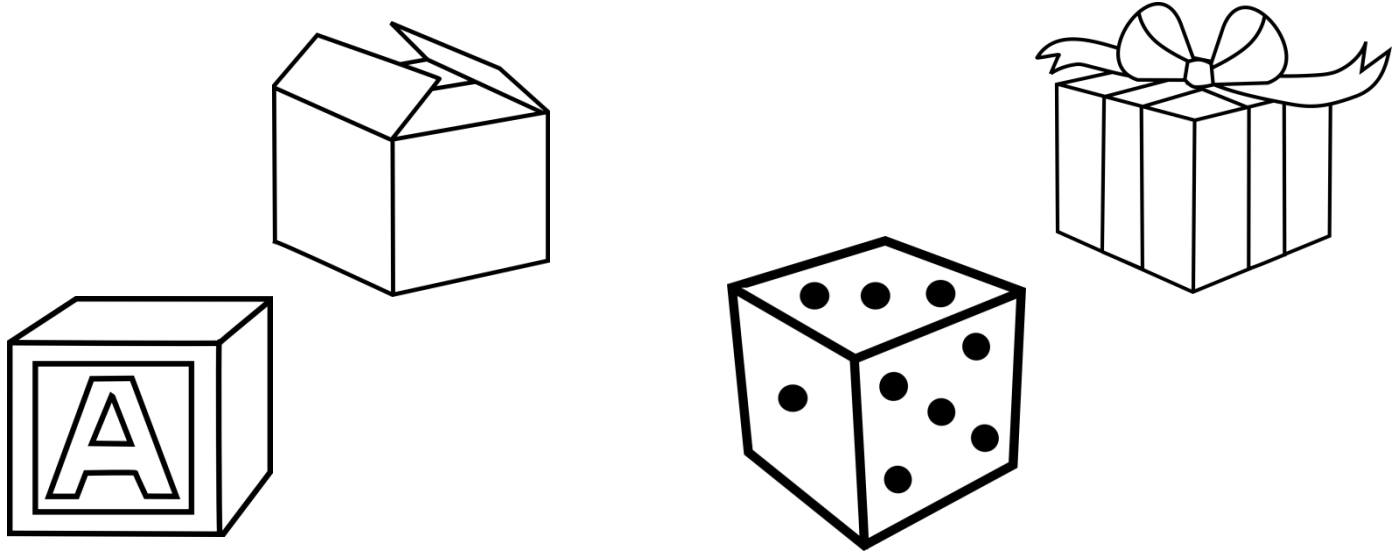
Color the right rectangular prisms.



A right rectangular prism has
___ faces ___ vertices ___ edges

© www.thecurriculumcorner.com


Color the cubes.



A cube has _____ faces _____ vertices _____ edges

© www.thecurriculumcorner.com

Color the right circular cylinders.



A right circular cylinder has _____ faces _____ vertices _____ edges

© www.thecurriculumcorner.com

Name _____





Shape Hunt



Directions: Search for each shape in the world around you. Draw a picture to show what you see.

circle	
triangle	
square	
rectangle	
trapezoid	



Task 1

Use  
to build a new
shape.



Task 2

Use  and 
to build a new
shape.



Task 3

Use  and 
to build a new
shape.



Task 4

Use  and 
to build a new
shape.



Task 5

Use  and 
to build a new
shape.



Task 6

Use  and 
to build a new
shape.



Task 7

Use  and 
to build a new
shape.



Task 8

Use  and 
to build a new
shape.



Task 9

Use  and 
to build a new
shape.



Task 10

Use  and 
to build a new
shape.

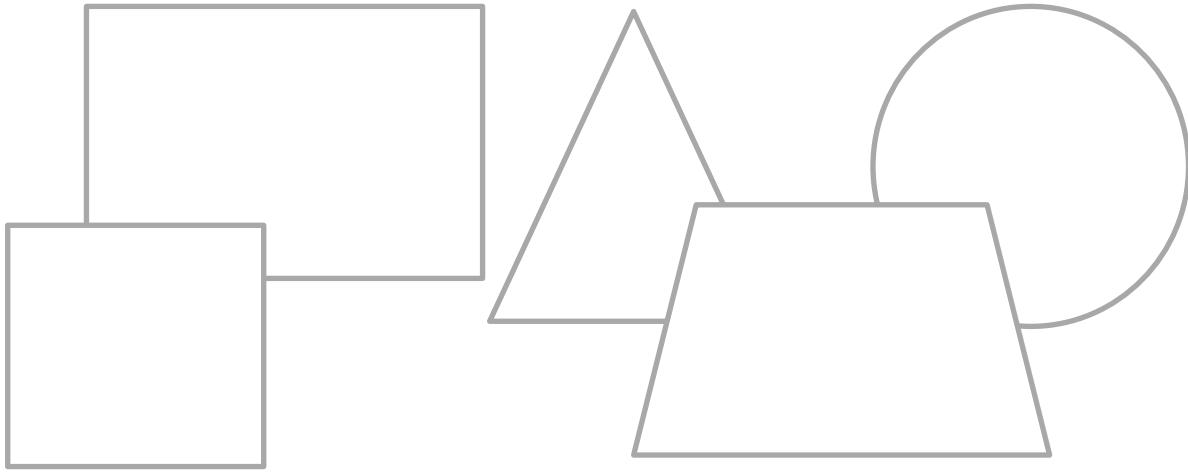
Task 11

Use  and 
to build a new
shape.

Task 12



Use  and 
to build a new
shape.

Building Shapes



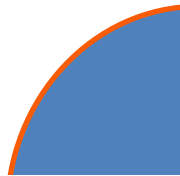
Name _____

Task Card # ____



EQUAL SHARES

quarter
circle






four quarter circles = 1 whole

half rectangle



two half rectangles = 1 whole



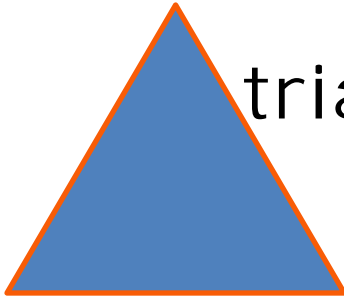


Name _____

Equal Shares



2 D SHAPES



triangle




square

rectangle

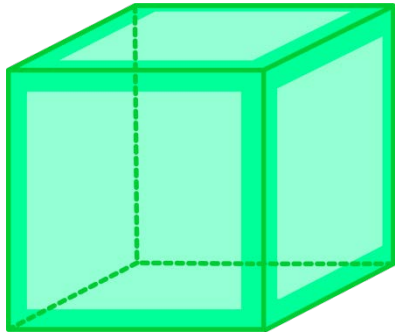


trapezoid




circle


3 D SHAPES



cube


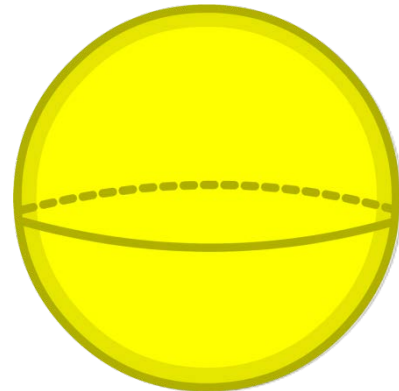


right
rectangular
prism



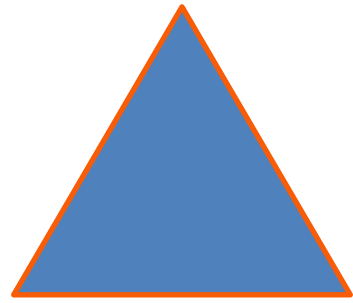
right
circular
cone

sphere



right
circular
cylinder

triangle



3 sides

3 corners

3 angles

rectangle



4 sides

4 corners

4 angles




4 angles

4 corners

4 sides

square



circle

0 sides

0 angles

0 corners



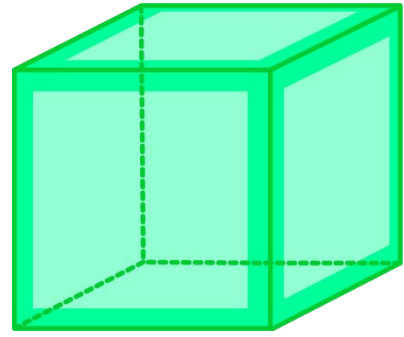
4 angles

trapezoid

4 corners


cube

© www.thecurriculumcorner.com




right rectangular prism

© www.thecurriculumcorner.com




right circular cone

© www.thecurriculumcorner.com



right circular cylinder

© www.thecurriculumcorner.com



**a 3D shape that
has a circular
base and one
vertex**

© www.thecurriculumcorner.com

**a 3D shape that
has six square
faces and eight
vertices**

© www.thecurriculumcorner.com

**a 3D shape that
has six faces and
eight vertices**

© www.thecurriculumcorner.com

**a 3D shape that
has two circle
bases with a
rectangle
wrapped around**


© www.thecurriculumcorner.com




© www.thecurriculumcorner.com




© www.thecurriculumcorner.com




© www.thecurriculumcorner.com



© www.thecurriculumcorner.com



© www.thecurriculumcorner.com



© www.thecurriculumcorner.com



© www.thecurriculumcorner.com



© www.thecurriculumcorner.com



© www.thecurriculumcorner.com



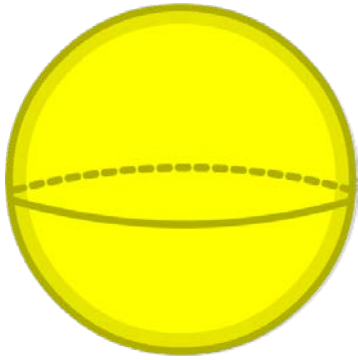
© www.thecurriculumcorner.com



© www.thecurriculumcorner.com




© www.thecurriculumcorner.com



© www.thecurriculumcorner.com



© www.thecurriculumcorner.com



© www.thecurriculumcorner.com



© www.thecurriculumcorner.com

**a 3D shape that
is perfectly
round**

© www.thecurriculumcorner.com



© www.thecurriculumcorner.com



© www.thecurriculumcorner.com



© www.thecurriculumcorner.com

square

rectangle

circle

trapezoid

triangle

You pick!

a shape
with three
corners

a shape
with four
sides

a shape
with no
corners

a shape
with four
corners

a shape
with no
angles

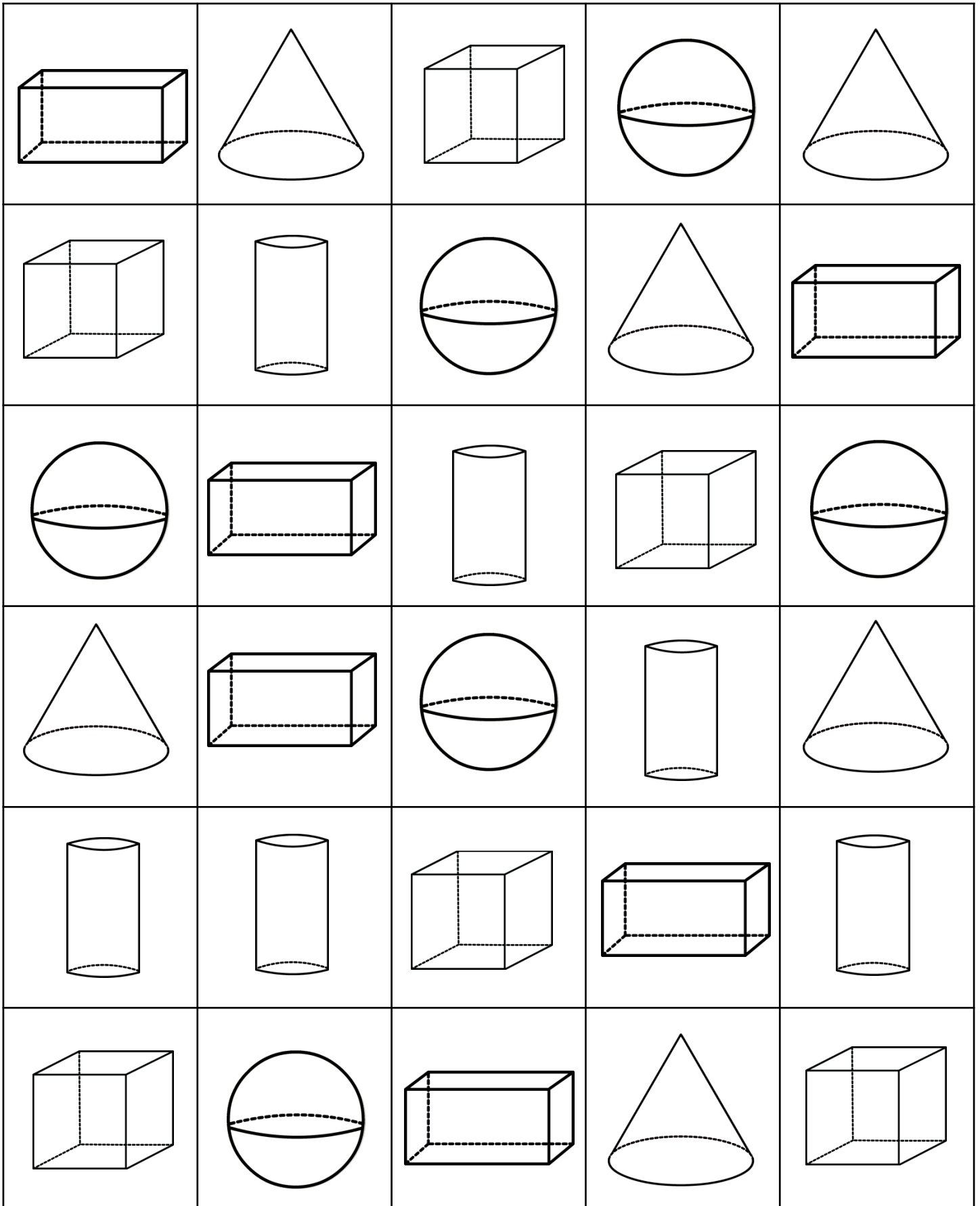
a shape
with four
angles

a shape
with three
angles

You pick!

a shape
with three
sides

a shape
with four
corners



cube

© www.thecurriculumcorner.com

sphere

© www.thecurriculumcorner.com

**right
rectangular
prism**

© www.thecurriculumcorner.com

**right
circular
prism**

© www.thecurriculumcorner.com

**right
circular
cone**

© www.thecurriculumcorner.com

You pick!

© www.thecurriculumcorner.com



You pick!

© www.thecurriculumcorner.com



You pick!

© www.thecurriculumcorner.com



Task 1

Use  
to build a new
shape.



Task 2

Use  and 
to build a new
shape.



Task 3

Use  and 
to build a new
shape.



Task 4

Use  and 
to build a new
shape.



Task 5

Use  and 
to build a new
shape.



Task 6

Use  and 
to build a new
shape.



Task 7

Use  and 
to build a new
shape.



Task 8

Use  and 
to build a new
shape.



Task 9

Use  and 
to build a new
shape.



Task 10

Use  and 
to build a new
shape.

Task 11

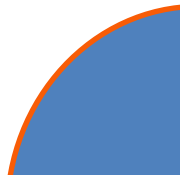
Use  and 
to build a new
shape.

Task 12

Use  and 
to build a new
shape.

EQUAL SHARES

quarter
circle



four quarter circles = 1 whole

half rectangle



two half rectangles = 1 whole