

MONEY



Name: _____

©www.thecurriculumcorner.com

Draw lines to connect the coins, names and amounts.



Quarter

25¢



Dime

10¢



Nickel

1¢



Penny

5¢



Color the coins. Circle the names and amounts?



quarter dime nickel
penny

5¢ 25¢ 1¢ 10¢



quarter dime nickel
penny

5¢ 25¢ 1¢ 10¢



quarter dime nickel
penny

5¢ 25¢ 1¢ 10¢



quarter dime nickel
penny

5¢ 25¢ 1¢ 10¢

Name the Coin. How much is it worth?



Name of coin: _____

It is worth: _____



Name of coin: _____

It is worth: _____



Name of coin: _____

It is worth: _____



Name of coin: _____

It is worth: _____

**Do you know these coins?
They are more rare than others.**



Name of coin: _____

It is worth: _____



Name of coin: _____

It is worth: _____



Name of coin: _____

It is worth: _____

Guess the Coin!

Read the clues. Write the names of the coins in the boxes.

I am silver. One side of me has an eagle. President George Washington is on the other side. I am worth 25¢. What am I?


I am brown. I am made of copper. I have President Abraham Lincoln on one side of me. I am worth 1¢. What am I?

I am silver. I am the smallest coin in size. Franklin D. Roosevelt is on one side of me. I am worth 10¢. What am I?


I am silver. I am the thickest coin. On one side I have Thomas Jefferson. I am worth 5¢. What am I?

I am silver. I am the largest coin in size. President John F. Kennedy is on one side of me. I am worth 50¢. What am I?


Count the coins. Write the amount.




Count the coins. Write the amount.




Count the coins. Write the amount.




Count the coins. Write the amount.



Count the coins. Write the amount.



Count the coins. Write the amount.



Count the coins. Write the amount.




Count the coins. Write the amount.



Count the coins. Write the amount.



Count the coins. Write the amount.



Count the coins. Write the amount.




Count the coins. Write the amount.




Count the coins. Write the amount.




Count the coins. Write the amount.



Count the coins. Write the amount.



Count the coins. Write the amount.



Count the coins. Write the amount.



Count the coins. Write the amount.



Count the coins. Write the amount.



Count the coins. Write the amount.



Count the coins. Write the amount.



Count the coins. Write the amount.



Count the coins. Write the amount.



Count the coins. Write the amount.



Count the coins. Write the amount.



Count the coins. Write the amount.



Count the coins. Write the amount.



Count the coins. Write the amount.



Draw or stamp the coins to solve the problems.

You have 3 dimes and two pennies.

How much money do you have?

You have 2 nickels and five pennies.

How much money do you have?

You have 3 dimes, 2 nickels and four pennies.

How much money do you have?

Draw or stamp the coins to solve the problems.

You have 5 dimes and nine pennies.

How much money do you have?

You have six dimes, 1 nickel and 1 penny.

How much money do you have?

You have 3 dimes, 3 nickels and eight pennies.

How much money do you have?

Draw or stamp the coins to solve the problems.

You have 2 quarters and six pennies.

How much money do you have?

You have 1 quarter, 2 nickels and three pennies.

How much money do you have?

You have 1 quarter, 3 dimes, 2 nickels and four pennies.

How much money do you have?

Draw or stamp the coins to solve the problems.

You have 3 quarters and six pennies.

How much money do you have?

You have 3 quarters, one dime, one nickel and two pennies.

How much money do you have?

You have 3 quarters, 1 dime, 2 nickels and five pennies.

How much money do you have?

Draw or stamp the coins to solve the problems.

You have 4 quarters.

How much money do you have?

***You have 4 quarters, 2 dimes, 2 nickels and one penny.**

How much money do you have?

***You have 4 quarters, 5 dimes, 3 nickels and four pennies.**

How much money do you have?

Draw or stamp the coins to make the money amounts.

2¢

4¢

5¢

6¢

Draw or stamp the coins to make the money amounts.

8¢

10¢

13¢

15¢

Draw or stamp the coins to make the money amounts.

20¢

25¢

29¢

33¢

Draw or stamp the coins to make the money amounts.

47¢

50¢

65¢

75¢


Draw or stamp the coins to make the money amounts.

81¢

90¢

99¢

\$1.00



Least Number of Coins

Roll two dice. Use the numbers to create a two-digit money amount. (Don't forget the ¢ sign!)

Write the amount in the small box. Then think about the least number of coins you
Could use to make that amount. Draw or write them in the long box.

1.

2.

3.

4.

5.

Skip count.
Fill in the Missing Amounts

5¢	10¢	15¢		25¢	
	45¢		55¢		
67¢					72¢
75¢		85¢	90¢		
88¢				92¢	

Skip count.
Fill in the Missing Amounts

25¢	30¢				
3¢				7¢	
50¢		70¢			
68¢				72¢	
		55¢	65¢		85¢

Skip count.
Fill in the Missing Amounts

15¢	20¢	25¢		35¢	
------------	------------	------------	--	------------	--

	50¢			\$1.25	\$1.50
--	------------	--	--	---------------	---------------

20¢	30¢			60¢	
------------	------------	--	--	------------	--

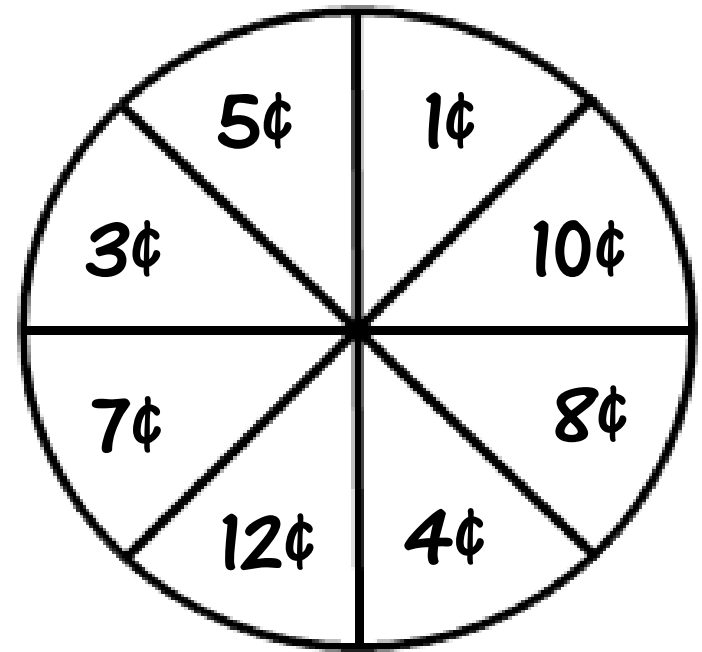
65¢	70¢				90¢
------------	------------	--	--	--	------------

50¢		\$1.50	\$2.00		
------------	--	---------------	---------------	--	--

Race to \$1.00

1. Find a partner to play the game with. Decide who will go first.
2. Use your pencil and a paperclip to create a spinner.
3. When it is your first turn: spin, record the amount and then take that amount in coins from the basket.
4. On your next turns, spin, record the amount, take that amount in coins from the basket, and total all of your money.
5. Before the next person has his/her turn, make trades for bigger coins if you can. (Ex: If you have two nickels, you should trade them for one dime. If you have 2 dimes and five pennies you should trade them for a quarter.) **If you need more spins, use the back of this paper.

The first person to reach 4 quarters (\$1.00) is the winner!



Spin #1 & #2: _____	Total: _____
Spin #3: _____	Total: _____
Spin #4: _____	Total: _____
Spin #5: _____	Total: _____
Spin #6: _____	Total: _____

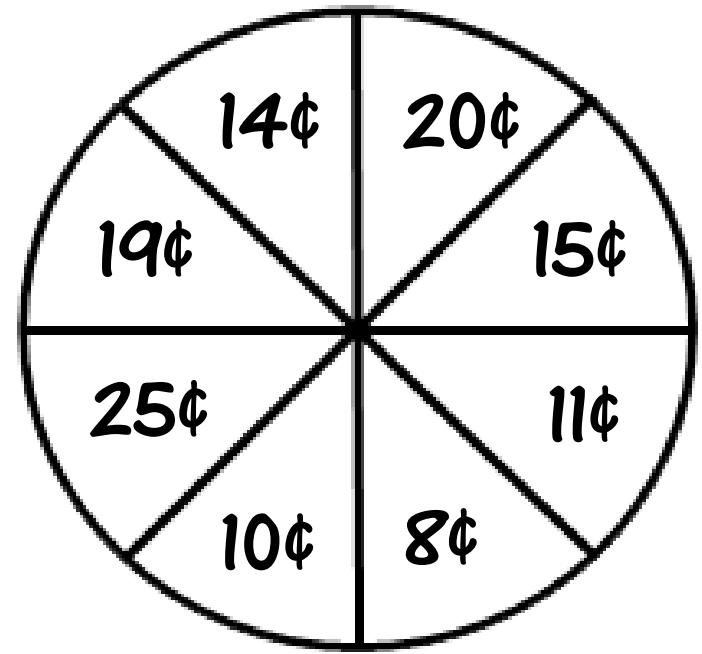
Spin #7: _____	Total: _____
Spin #8: _____	Total: _____
Spin #9: _____	Total: _____
Spin #10: _____	Total: _____
Spin #11: _____	Total: _____

Spin #12: _____	Total: _____
Spin #13: _____	Total: _____
Spin #14: _____	Total: _____
Spin #15: _____	Total: _____
Spin #16: _____	Total: _____

Race to \$1.00

1. Find a partner to play the game with. Decide who will go first.
2. Use your pencil and a paperclip to create a spinner.
3. When it is your first turn: spin, record the amount and then take that amount in coins from the basket.
4. On your next turns, spin, record the amount, take that amount in coins from the basket, and total all of your money.
5. Before the next person has his/her turn, make trades for bigger coins if you can. (Ex: If you have two nickels, you should trade them for one dime. If you have 2 dimes and five pennies you should trade them for a quarter.) **If you need more spins, use the back of this paper.

The first person to reach 4 quarters (\$1.00) is the winner!



Spin #1 & #2: _____	Total: _____
Spin #3: _____	Total: _____
Spin #4: _____	Total: _____
Spin #5: _____	Total: _____
Spin #6: _____	Total: _____

Spin #7: _____	Total: _____
Spin #8: _____	Total: _____
Spin #9: _____	Total: _____
Spin #10: _____	Total: _____
Spin #11: _____	Total: _____

Spin #12: _____	Total: _____
Spin #13: _____	Total: _____
Spin #14: _____	Total: _____
Spin #15: _____	Total: _____
Spin #16: _____	Total: _____

Spin #17: _____	Total: _____
Spin #18: _____	Total: _____
Spin #19: _____	Total: _____
Spin #20: _____	Total: _____
Spin #21: _____	Total: _____

Spin #22: _____	Total: _____
Spin #23: _____	Total: _____
Spin #24: _____	Total: _____
Spin #25: _____	Total: _____
Spin #26: _____	Total: _____

Spin #27: _____	Total: _____
Spin #28: _____	Total: _____
Spin #29: _____	Total: _____
Spin #30: _____	Total: _____
Spin #31: _____	Total: _____