


Book Study:
The Chicken-Chasing
Queen of Lamar County
Written by
Janice N. Harrington



Created by:
The Curriculum Corner

Task # 1



Read with Fluency

Pick a page to practice.
Read the page over and
over. Pay close attention
to the punctuation.

©www.thecurriculumcorner.com




Task # 2

Read with a Partner

Take turns reading
pages in the book with
your partner.

©www.thecurriculumcorner.com

Task # 1



Read with Fluency

Pick a page to practice.
Read the page over and
over. Pay close attention
to the punctuation.

©www.thecurriculumcorner.com



Task # 2


Read with a Partner

Take turns reading
pages in the book with
your partner.

©www.thecurriculumcorner.com

Task #3

Make a Flip Book




Cut around the outside edge of the flipbook, then cut along the bold lines up to the middle of the book. Fold the flaps down. Think of beginning, middle and end. Write each under the flap. Draw a picture to show each on the top.

©www.thecurriculumcorner.com

Task #4

Complete a Story Map

Choose a story map page. Complete the story map using what you have read.



©www.thecurriculumcorner.com

Task #5

Sequencing

Put the story cards in the order they happened in the book. Use the book to help you.



©www.thecurriculumcorner.com



Task #6

Figurative Language

Pick a figurative language card. With a partner, talk about what the phrase or sentence means.

©www.thecurriculumcorner.com


Task #7

Write About It

Pick a writing prompt.
Answer the question
and illustrate what
you write about.



©www.thecurriculumcorner.com



Task #8

Visualizing

Copy the wording from your
story strip on your paper.
Draw a picture to show what
you are visualizing as
you read.

©www.thecurriculumcorner.com

Big Mama tells the girl not to
chase the chickens.

Each morning the girl eats
breakfast, tells stories and then
chases chickens.

Each morning the girl eats
breakfast, tells stories and then
chases chickens.

The girl tries and tries to
catch Miss Hen.

She thinks hard about a plan to
catch Miss Hen but Miss Hen is
too fast.

The girl can't find where Miss Hen
has been hiding. She looks
everywhere.

She discovers Miss Hen's nest
with three baby chicks.

The girl leaves Miss Hen alone
because she's a mama now.

She no longer catches chickens.
Instead, she feeds Miss Hen and
her babies.

brush my teeth
whiter than a
biscuit

I make myself as
still as sunlight.

Her feathers are
shiny as a rained-
on roof.

it sounds like
pennies falling on
a dinner plate

she's plump as a
Sunday purse

Miss Hen is fast
as a mosquito
buzzing

as fast as a
flea bite

you catch more
flies with honey
than with vinegar

crumbs falling
like a yellow
necklace

Molasses-slow,
I pull the grass
aside.

her beak raised
like a sharp
question

I could snatch her
up and run like the
wind blowing.

Miss Hen goes
strutting by like a
Fourth of July parade

Name: _____

Story Map

Book: _____

Author: _____

Main Character

Setting

Beginning

Middle

End

Name: _____


Flip Book

		End
		Middle
		Beginning


Name: _____

Cause and Effect

Big Mama says not to chase the chickens
because...



Big Mama says you catch more flies with
honey than with vinegar. Because of this the
girl tries to catch Miss Hen by...



Name: _____

Visualizing


Directions: Copy the sentence from the card below.
Next, draw a picture to show what you see in your
mind as you read those words.

The passage says:

Show what you visualize as you read the words:


Name: _____

Who is the girl's favorite chicken?
Explain why she likes her best.




Name: _____

What do you think the girl will do
when Miss Hen's chicks grow up?





Name: _____

Think of a character trait you would use to describe the girl. Why did you choose that trait?



Name: _____

Make your own plan to catch Miss Hen.



Name: _____



A large rectangular box for drawing or writing.

Four sets of horizontal lines for handwriting practice, each consisting of a solid top line, a dashed middle line, and a solid bottom line.

Name: _____



[illegible]

Name: _____

