

Book Study:  
Come ON, Rain!

Written by  
Karen Hesse



Created by:  
The Curriculum Corner

## Task # 1

### Read with Fluency

Pick a page to practice.  
Read the page over and  
over. Pay close attention  
to the punctuation.

©www.thecurriculumcorner.com

## Task # 2

### Read with a Partner

Take turns reading  
pages in the book with  
your partner.

©www.thecurriculumcorner.com

## Task #3

### Make a Flip Book

Cut around the outside edge of the flipbook, then cut along the bold lines up to the middle of the book. Fold the flaps down. Think of beginning, middle and end. Write each under the flap. Draw a picture to show each on the top.

©www.thecurriculumcorner.com



## Task #4

### Complete a Story Map

Choose a story map page. Complete the story map using what you have read.

©www.thecurriculumcorner.com



## Task #5

### Sequencing

Put the story cards in the order they happened in the book. Use the book to help you.



©www.thecurriculumcorner.com

## Task #6

### Synonym Match

Sort the synonym pairs. If you finish early, look to see how each word is used in the book.



©www.thecurriculumcorner.com

## Task #7

### Write About It

Pick a writing prompt.  
Answer the question  
and illustrate what  
you write about.

©www.thecurriculumcorner.com



## Task #8

### Visualizing

Copy the wording from your  
story strip on your paper.  
Draw a picture to show what  
you are visualizing as  
you read.

©www.thecurriculumcorner.com



## Task #9

### Book Review

What do you think about the book?

Write your own book review.



©www.thecurriculumcorner.com

## Task #10

### Connections

Can you make a connection to the story? Share a self-to-text or text-to-text connection after you have read the book.



©www.thecurriculumcorner.com

Mamma is taking care of her plants. It has been three weeks without rain.

The girl and Mamma hear a truck rumbling by. At first Momma thinks it sounds like thunder.

The girl spots gray clouds rolling in. She whispers, "Come on, rain!"

The girl visits her friend Jackie-Joyce.  
She tells her it is going to rain and  
tells Jackie-Joyce to put on her  
bathing suit.

The girls makes her Mamma  
a tall glass of iced tea.

Jackie-Joyce comes to the door in  
her bathing suit. Mamma tells the  
girl she can put hers on as well.



Jackie-Joyce runs to get their friends Liz and Rosemary.

The girls meet in the alleyway and the rain begins to fall.

The girls chase each other in the rain, squealing and splashing through the rain.

The moms watch their daughters in the rain. They fling off their shoes and join the girls.

The girls and their mammas twirl and swing in the rain.

When the rain passes, the girl and her Mamma head home.

parched

thirsty

sizzling

hot

glancing

looking

murmur

whisper

alleyway

back street

descend

go down

glistening

sparkling

racket

noise

phonograph

record player

listless

sluggish

Name: \_\_\_\_\_

# Story Map

Book: \_\_\_\_\_

Author: \_\_\_\_\_

Main Character

Setting

Beginning

Middle

End

Name: \_\_\_\_\_


# Flip Book

		End
		Middle
		Beginning


Name: \_\_\_\_\_

# Cause and Effect

Three weeks have passed without a drop of rain...



The girl sees rain coming...





Name: \_\_\_\_\_

## Visualizing

**Directions:** Copy the sentence from the card below. Next, draw a picture to show what you see in your mind as you read those words.

The passage says:

---

---

---

Show what you visualize as you read the words:

Name: \_\_\_\_\_

## Book Review

**Directions:** What are your thoughts on the book? Did you like the book or not? What is your favorite part? Is there someone you think should read the book in our room?

---

---

---

---

---

---

---

---

Show your favorite part of the book.

Name: \_\_\_\_\_

## Connections

**Directions:** Make a self-to-text or text-to-text connection with the book. Share what happened in the book and the connection you made.

---

---

---

---

---

---

---

---

Show your connection.

Name: \_\_\_\_\_

How would you feel if it rained for  
the first time in three weeks?



\_\_\_\_\_

\_\_\_\_\_

\_\_\_\_\_

\_\_\_\_\_

\_\_\_\_\_

\_\_\_\_\_

\_\_\_\_\_


\_\_\_\_\_

\_\_\_\_\_

\_\_\_\_\_

Name: \_\_\_\_\_

Why did Mamma need it to rain?



\_\_\_\_\_

\_\_\_\_\_

\_\_\_\_\_

\_\_\_\_\_

\_\_\_\_\_

\_\_\_\_\_

\_\_\_\_\_


\_\_\_\_\_

\_\_\_\_\_

\_\_\_\_\_

Name: \_\_\_\_\_

Do you have friends like the girl has  
in your neighborhood?  
Tell about them.



\_\_\_\_\_

\_\_\_\_\_

\_\_\_\_\_

\_\_\_\_\_

\_\_\_\_\_

\_\_\_\_\_

\_\_\_\_\_

\_\_\_\_\_

\_\_\_\_\_

\_\_\_\_\_

Name: \_\_\_\_\_

Make your own plan to cool off on a hot day.



\_\_\_\_\_

-----

\_\_\_\_\_

\_\_\_\_\_

-----

\_\_\_\_\_

\_\_\_\_\_

-----

\_\_\_\_\_

-----

\_\_\_\_\_

Name: \_\_\_\_\_



A large, empty rectangular box intended for drawing or writing.

Four sets of primary writing lines, each consisting of a solid top line, a dashed middle line, and a solid bottom line.



Name: \_\_\_\_\_

\_\_\_\_\_

\_\_\_\_\_  
\_\_\_\_\_  
\_\_\_\_\_  
\_\_\_\_\_  
\_\_\_\_\_  
\_\_\_\_\_  
\_\_\_\_\_





