



GOODBYE AUTUMN,
HELLO WINTER



by KENARD PAK



A BOOK STUDY

FROM



THE CURRICULUM CORNER



AUTUMN




WINTER





Task # 1



Read with Fluency

Pick a page or pages to practice. Read the page over and over. Pay close attention to the punctuation.



©www.thecurriculumcorner.com



Task # 2



Read with a Partner

Take turns reading pages in the book with your partner.




©www.thecurriculumcorner.com

Task #3

Drawing My Thoughts

As we read, we imagine the words. Pick a part of the story. Draw a picture to show what you pictured in your head.

©www.thecurriculumcorner.com



Task #4

Autumn & Winter Words

Make a list of words that make you think of autumn and a list that make you think of winter.


©www.thecurriculumcorner.com





Task #5

Reading Reactions



Draw a picture to show a connection you made while reading.



©www.thecurriculumcorner.com



Task #6

Talk About It!



Sometimes readers like to talk about what they have read instead of writing about what they have read. Pick a friend who has read the book and talk about your favorite parts.



©www.thecurriculumcorner.com



Task #7

Focus on the Pictures

Choose your favorite picture in the book. Make a list of words that tell about the picture.

©www.thecurriculumcorner.com




Task #8

Pictures Tell a Story

The author of this book is also the illustrator. Spend time looking at the pictures with a friend.

What do you notice?


©www.thecurriculumcorner.com





Task #9

Learning More



Research to find out more information about what happens as the seasons change from autumn to winter.



©www.thecurriculumcorner.com



Task #10

Living or Nonliving?



Sort the word cards into living and nonliving objects.



©www.thecurriculumcorner.com





LIVING



NONLIVING

wind

© www.thecurriculumcorner.com

oak tree

© www.thecurriculumcorner.com

sky

© www.thecurriculumcorner.com

robin

© www.thecurriculumcorner.com

cardinal

© www.thecurriculumcorner.com

horse

© www.thecurriculumcorner.com

sheep

© www.thecurriculumcorner.com

stable

© www.thecurriculumcorner.com

daisy

© www.thecurriculumcorner.com

street

© www.thecurriculumcorner.com

cloud

© www.thecurriculumcorner.com

evergreen

© www.thecurriculumcorner.com

night

© www.thecurriculumcorner.com

maple
tree

© www.thecurriculumcorner.com

icicle

© www.thecurriculumcorner.com

snowflake

© www.thecurriculumcorner.com



AUTUMN




WINTER





Task # 1



Read with Fluency


Pick a page or pages to practice. Read the page over and over. Pay close attention to the punctuation.



©www.thecurriculumcorner.com



Task # 2



Read with a Partner

Take turns reading pages in the book with your partner.




©www.thecurriculumcorner.com

Task #3

Drawing My Thoughts

As we read, we imagine the words. Pick a part of the story. Draw a picture to show what you pictured in your head.

©www.thecurriculumcorner.com



Task #4

Autumn & Winter Words

Make a list of words that make you think of autumn and a list that make you think of winter.

©www.thecurriculumcorner.com





Task #5

Reading Reactions



Draw a picture to show a connection you made while reading.



©www.thecurriculumcorner.com



Task #6

Talk About It!



Sometimes readers like to talk about what they have read instead of writing about what they have read. Pick a friend who has read the book and talk about your favorite parts.



©www.thecurriculumcorner.com




Task #7

Focus on the Pictures

Choose your favorite picture in the book. Make a list of words that tell about the picture.

©www.thecurriculumcorner.com




Task #8

Pictures Tell a Story

The author of this book is also the illustrator. Spend time looking at the pictures with a friend.

What do you notice?


©www.thecurriculumcorner.com





Task #9

Learning More



Research to find out more information about what happens as the seasons change from autumn to winter.



©www.thecurriculumcorner.com



Task #10

Living or Nonliving?



Sort the word cards into living and nonliving objects.



©www.thecurriculumcorner.com





LIVING



NONLIVING



wind

© www.thecurriculumcorner.com

oak tree

© www.thecurriculumcorner.com

sky

© www.thecurriculumcorner.com

robin

© www.thecurriculumcorner.com

cardinal

© www.thecurriculumcorner.com

horse

© www.thecurriculumcorner.com

sheep

© www.thecurriculumcorner.com

stable

© www.thecurriculumcorner.com

daisy

© www.thecurriculumcorner.com

street

© www.thecurriculumcorner.com

cloud

© www.thecurriculumcorner.com

evergreen

© www.thecurriculumcorner.com

night

© www.thecurriculumcorner.com

maple
tree

© www.thecurriculumcorner.com

icicle

© www.thecurriculumcorner.com

snowflake

© www.thecurriculumcorner.com



○
❄️ Name: _____

Living or Nonliving

Put each word in the correct category.

living	nonliving





○
Name: _____

Visualizing

Show what you are picturing as you read.





○
Name: _____

Making Connections

Use words and pictures to show a connection you made.





○
Name: _____

Making Connections

What happened in the book?

What connection did you make?





Name: _____

In my opinion...

Do you prefer autumn or winter?
Tell why you like your choice best.

A large, rounded rectangular box intended for the student to write their opinion and reasons.

Five horizontal lines provided for additional writing or notes.





Name: _____

GOODBYE AUTUMN, HELLO WINTER

Use words and pictures to tell about the text.

show an important part of the story

A connection I made while reading is...

I do or do not recommend this story because...

How the story made me feel...





Name: _____



GOODBYE AUTUMN, HELLO WINTER







Name: _____






Name: _____





Name: _____





Name: _____




GOODBYE AUTUMN, HELLO WINTER

Name: _____


© www.thecurriculumcorner.com



© www.thecurriculumcorner.com



© www.thecurriculumcorner.com



© www.thecurriculumcorner.com



© www.thecurriculumcorner.com



© www.thecurriculumcorner.com