

Book Study:

Little Red
and the
very Hungry
Lion

Created by:
The Curriculum Corner



Read With Fluency



Pick a page to practice. Read the page over and over. Pay close attention to the punctuation and make your voice sound like a teacher voice.



Read With a partner

Take turns reading pages in the book with your partner.

Make a Flip Book



Cut around the outside edge of the flipbook, and then cut along the dotted lines up to the middle line. Fold the top flaps down. Think of the main character, problem and solution and write each under the flaps. Draw pictures to show what you wrote on the tops of the flaps.

complete a Story Map

Choose a story map page.
Complete the map using
what you read from
the book.



sequencing



Put the story cards in the order that they happened in the book. When you are finished use the book to check your work.

parts of speech sort



**Sort the word cards into nouns, verbs and adjectives.
Write the words on the page provided.**

Write About It

**Pick a writing prompt.
Answer the question
and illustrate what
you write about.**



Focus on: Adjectives

The author uses adjectives to describe some of the animals in the story. Find the adjectives used to describe each animal and draw a picture to show them.

character counts




Think of four words that you think best describe Little Red. Write about an event in the book where she shows that character trait.



word work

Choose four word cards from the stack. Write them in the boxes and then draw pictures to show what they mean.



syllable **sort**

Choose a word card. Read the word aloud and decide how many syllables the word has. Write the word in the correct column.

Round up some **Rhyming words**

Look through the pages of the book for words with one syllable.

Can you think of a rhyming word? If so, write the words in the columns and decide if they are in the same word family.



All part of the **plan!**



The Very Hungry Lion had a very clever plan to capture Little Red. His plan had six different steps. Find these steps in the book, write them in the boxes and draw pictures to go with each one.

My own plan!

If you were the lion, what would be your clever plant to capture Little Red? Think about the steps and then write them on the plan page.



Focus on: Verbs




Look through the book to find verbs. Once you find one, read the whole sentence to decide if it is a past, present or future tense verb.



New Words

Look through the book to find three words you don't know or understand well. Look up the definitions of these three words and then draw pictures to help others understand what they mean.

Name: _____



Story Map

Book: _____

Author: _____

Main Character


Setting

Beginning

Middle

End

Name: _____



Story Map

Book: _____

Author: _____

Main Character

Setting

Problem

Solution

Auntie Rosie woke up covered in spots, so Little Red set off to take her some spot medicine.

Little Red walked under some tall giraffes, over some sleepy crocodiles and past some chattering monkeys.

Then Little Red crept around termite mounds, under some gazelles and then caught a ride on an elephant.

**She wiggled around hippos and
warthogs, and then waved to some
meerkats before sitting down under a
shady tree.**

**Then Little Red met the Very Hungry
Lion who had a naughty plan.**

**The Very Hungry Lion went to Aunt
Rosie's house and stuffed her in a
cabinet!**

**Then the Very Hungry Lion put on
Auntie Rosie's nightgown, got in her
bed and waited for Little Red.**

**Little Red knew right away that it
was the Very Hungry Lion in the bed
so she decided to teach him a lesson.**

**Little Red brushed, combed, twisted
and braided the lion's mane.**

**Little Red made the lion brush his
grimy teeth until they sparkled.**

**Little Red then made the lion put
on a pretty dress.**

**The Very Hungry Lion had enough and
yelled, 'STOP!'**

**Little Red told the Very Hungry Lion
that it was naughty to try to eat
aunties and children.**

**The Very Hungry Lion felt badly
and let Auntie Rosie out of the
closet.**

**Little Red gave Auntie Rosie the spot
medicine and her spots went away.**

Little Red, Auntie Rosie and the Very Hungry Lion ate a whole basket of doughnuts together.

The Very Hungry Lion walked Little Red home to her daddy.

Little Red yelled, ‘NO Bad Kitty!’ when the Very Hungry Lion tried to eat her daddy.



A cartoon monkey is hanging from a vine. The monkey is smiling and has its arms raised, holding onto the vine. The vine has several leaves. Below the monkey, the word "me" is written in a large, bold, black font. The background is white with some faint, stylized lines suggesting a tree or foliage.

Parts of Speech Sort

giraffe

children

cabinet

lesson

basket

doughnuts

teeth

night gown

sleepy

shady

hungry

naughty

tangled

gigantic

grimy

prettier

arrive

visit

rush

wiggle

walk


wave

squeeze

lock


Name: _____



Little Red wasn't afraid of the lion at all!
What would you have done if you found a
lion at your auntie's house?



Name: _____


Little Red braided the lion's hair. Then she made him brush his teeth and put on a new dress. What would you have made the lion do?






Name: _____

FOCUS on: Adjectives



Animal: <i>crocodiles</i>	Picture
Adjective:	
Animal: <i>monkeys</i>	Picture
Adjective:	
Animal: <i>gazelles</i>	Picture
Adjective:	
Animal: <i>lion</i>	Picture
Adjective:	



Name: _____

character counts!



Book: _____

Author: _____


Main Character: _____


Character Trait: _____

Character Trait: _____

Character Trait: _____

Character Trait: _____






Name: _____

Little Red and the Very Hungry Lion

Word Work

Write the words you choose in the top boxes and draw pictures to show their meanings underneath each one.



gobbled

clever

naughty

peeking


tangled

braided

disgusting


polite

Name: _____



Syllable Sort

1 Syllable	2 Syllables	3 Syllables



gobbled

clever

naughty

peeking

tangled

braided

disgusting

polite

hungry

gobble

basket

daddy

monkey

lion

dessert

clever

cabinet

anyway

medicine


crocodile

chattering

decided

disgusting

gigantic




Name: _____

Round up some Rhyming words

The word is:	A word that rhymes is:	Is it the same word family?

Name: _____





All part of the plan!

What is the Very Hungry Lion's plan to capture Little Red?


Step 1	
Step 2	
Step 3	
Step 4	
Step 5	
Step 6	

My own plan!


Directions: In this story the lion had a plan to capture Little Red. If you were the lion, what would have been your plan? Draw a picture and then write about your clever plan.



Handwriting practice paper with a decorative scalloped border and multiple sets of three horizontal lines (top solid, middle dashed, bottom solid) for writing practice.




Name: _____




FOCUS on: Verbs

Past Tense Verbs	Present Tense Verbs	Future Tense Verbs



Name: _____





New words

Directions: Find three new words in the book. Write them below.
Tell what the word means. Draw a picture to show the word.

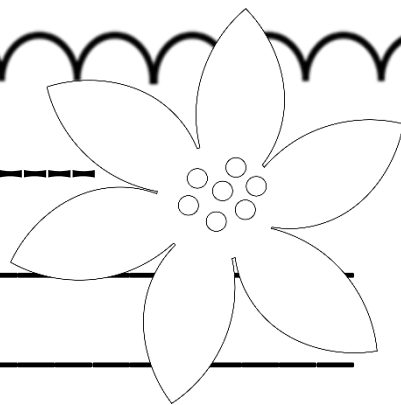
Word	Picture

Name: _____

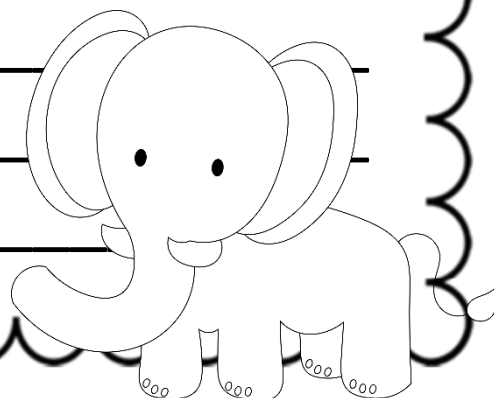




Name: _____




Handwriting practice lines consisting of multiple horizontal lines for writing.






A large, empty rectangular area with rounded corners, outlined by a thin red border, intended for writing or drawing.





Read With Fluency



Pick a page to practice. Read the page over and over. Pay close attention to the punctuation and make your voice sound like a teacher voice.



Read With a partner

Take turns reading pages in the book with your partner.

Make a Flip Book



Cut around the outside edge of the flipbook, and then cut along the dotted lines up to the middle line. Fold the top flaps down. Think of the main character, problem and solution and write each under the flaps. Draw pictures to show what you wrote on the tops of the flaps.

complete a story Map

Choose a story map page.
Complete the map using
what you read from
the book.




sequencing



Put the story cards in the order that they happened in the book. When you are finished use the book to check your work.

parts of speech sort



**Sort the word cards into nouns, verbs and adjectives.
Write the words on the page provided.**

Write About It

**Pick a writing prompt.
Answer the question
and illustrate what
you write about.**



Focus on: Adjectives

The author uses adjectives to describe some of the animals in the story. Find the adjectives used to describe each animal and draw a picture to show them.

character counts




Think of four words that you think best describe Little Red. Write about an event in the book where she shows that character trait.



word work

Choose four word cards from the stack. Write them in the boxes and then draw pictures to show what they mean.




Syllable **Sort**

Choose a word card. Read the word aloud and decide how many syllables the word has. Write the word in the correct column.

Round up some **Rhyming words**

Look through the pages of the book for words with one syllable.

Can you think of a rhyming word? If so, write the words in the columns and decide if they are in the same word family.



All part of the plan!



The Very Hungry Lion had a very clever plan to capture Little Red. His plan had six different steps. Find these steps in the book, write them in the boxes and draw pictures to go with each one.

My own plan!

If you were the lion, what would be your clever plant to capture Little Red? Think about the steps and then write them on the plan page.



Focus on: Verbs



Look through the book to find verbs. Once you find one, read the whole sentence to decide if it is a past, present or future tense verb.



New Words

Look through the book to find three words you don't know or understand well. Look up the definitions of these three words and then draw pictures to help others understand what they mean.

Auntie Rosie woke up covered in spots, so Little Red set off to take her some spot medicine.

Little Red walked under some tall giraffes, over some sleepy crocodiles and past some chattering monkeys.

Then Little Red crept around termite mounds, under some gazelles and then caught a ride on an elephant.

She wiggled around hippos and warthogs, and then waved to some meerkats before sitting down under a shady tree.

Then Little Red met the Very Hungry Lion who had a naughty plan.

The Very Hungry Lion went to Aunt Rosie's house and stuffed her in a cabinet!

Then the Very Hungry Lion put on
Auntie Rosie's nightgown, got in her
bed and waited for Little Red.

Little Red knew right away that it
was the Very Hungry Lion in the bed
so she decided to teach him a lesson.

Little Red brushed, combed, twisted
and braided the lion's mane.

**Little Red made the lion brush his
grimy teeth until they sparkled.**

**Little Red then made the lion put
on a pretty dress.**

**The Very Hungry Lion had enough and
yelled, 'STOP!'**

Little Red told the Very Hungry Lion
that it was naughty to try to eat
aunties and children.

The Very Hungry Lion felt badly
and let Auntie Rosie out of the
closet.

Little Red gave Auntie Rosie the spot
medicine and her spots went away.

Little Red, Auntie Rosie and the Very Hungry Lion ate a whole basket of doughnuts together.

The Very Hungry Lion walked Little Red home to her daddy.

Little Red yelled, 'NO Bad Kitty!' when the Very Hungry Lion tried to eat her daddy.

A large, empty rectangular box with a thin red border, intended for a drawing or illustration.A large, empty rectangular box with a thin red border, intended for a drawing or illustration.A large, empty rectangular box with a thin red border, intended for a drawing or illustration.

giraffe

children

cabinet

lesson

basket

doughnuts

teeth

night gown

sleepy

shady

hungry

naughty

tangled

gigantic

grimy

prettier

arrive

visit

rush

wiggle

walk

wave

squeeze

lock

gobbled

clever

naughty

peeking

tangled

braided

disgusting

polite

gobbled

clever

naughty

peeking

tangled

braided

disgusting

polite

hungry

gobble

basket

daddy

monkey

lion

dessert

clever

cabinet

anyway

medicine

crocodile

chattering

decided

disgusting

gigantic