

The background of the entire image is a vibrant, watercolor-style illustration of an underwater scene. It features various types of coral in shades of orange, red, and yellow. There are several seashells, including a large gold shell in the top left, a blue and white shell in the top right, and a gold shell in the bottom center. A pink sea anemone is visible in the top right. The water is depicted with blue and white splatters and bubbles. A large, light brown, scalloped-edged frame is centered on the page, containing the text.

Book Study:

THE BRILLIANT DEEP
BY KATE MESSNER

**Literacy activities created by:
The Curriculum Corner**

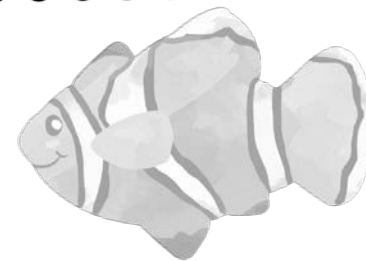


Share one coral reef fact.



Name: _____

What I've learned about Ken Nedimyer's Childhood



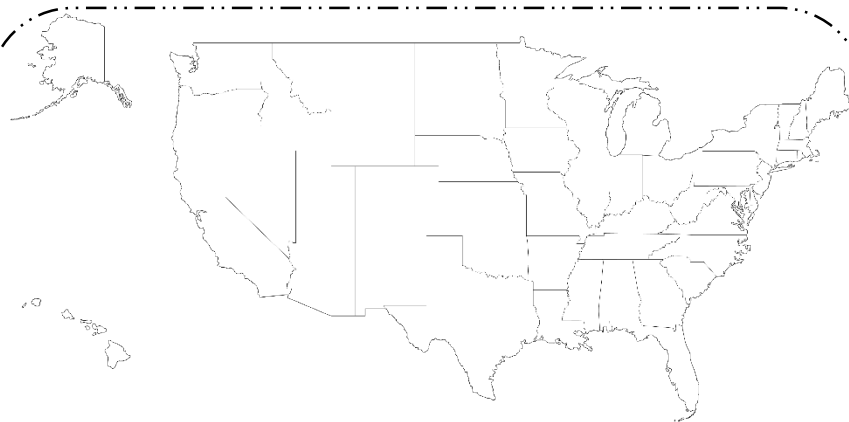

Find facts and complete the graphic organizer. You will need to use the book and research on-line to find the answers.

Ken Nedimyer was born in

(place)

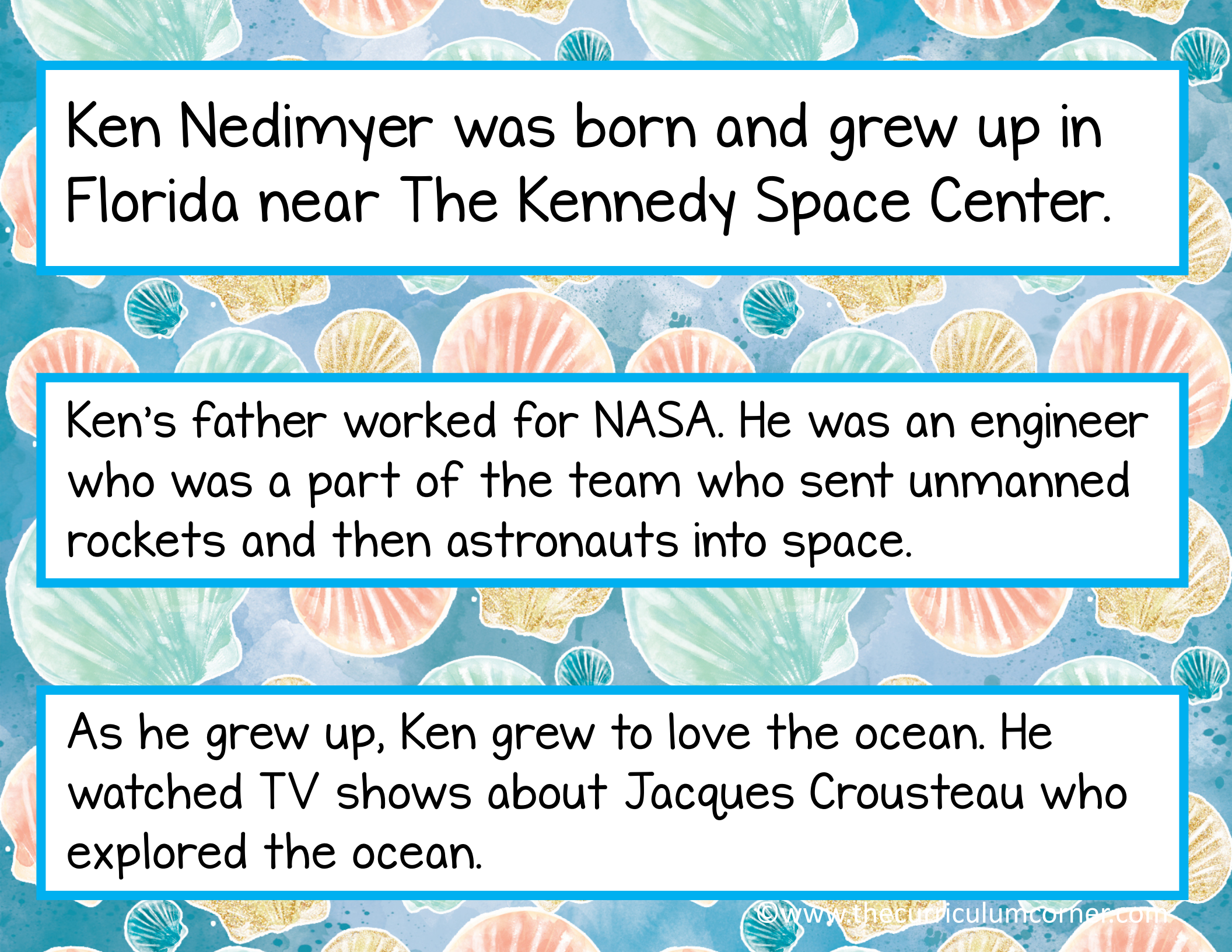
Birth date: _____

Share something you learned about Ken's father.



Color the state where Ken was born blue.
Color the state where you live red.

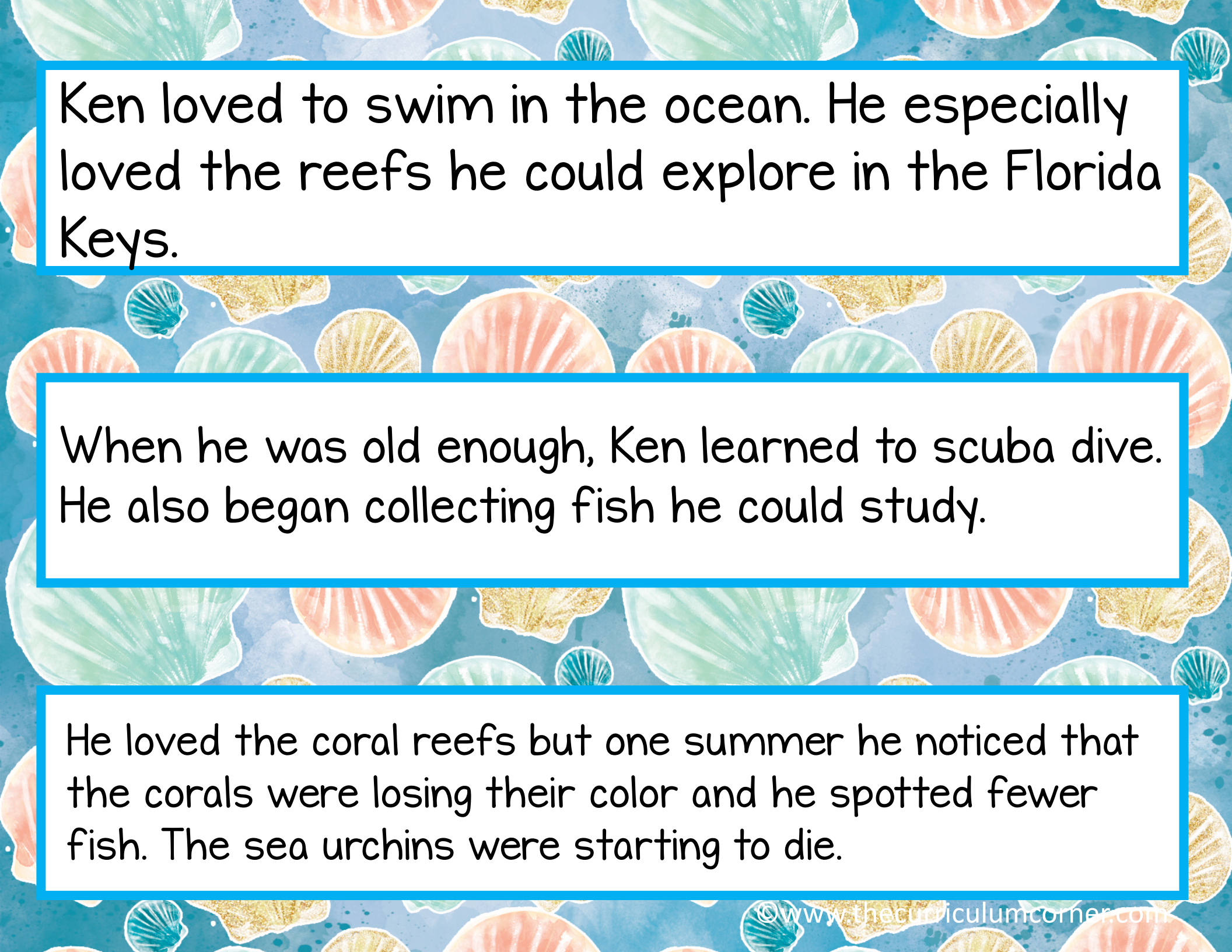
Tell about what Ken loved
most when he was a child.



Ken Nedimyer was born and grew up in Florida near The Kennedy Space Center.

Ken's father worked for NASA. He was an engineer who was a part of the team who sent unmanned rockets and then astronauts into space.

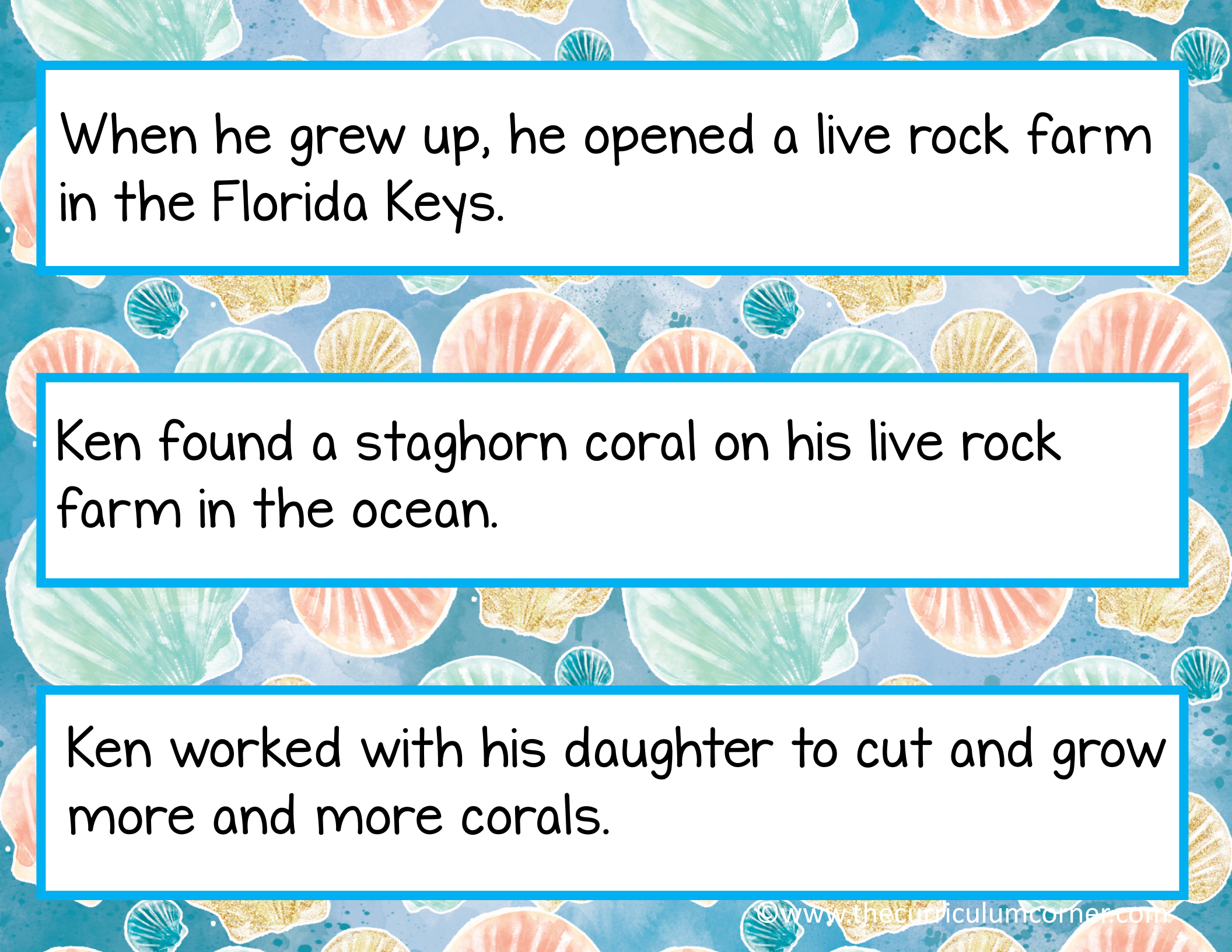
As he grew up, Ken grew to love the ocean. He watched TV shows about Jacques Cousteau who explored the ocean.



Ken loved to swim in the ocean. He especially loved the reefs he could explore in the Florida Keys.

When he was old enough, Ken learned to scuba dive. He also began collecting fish he could study.

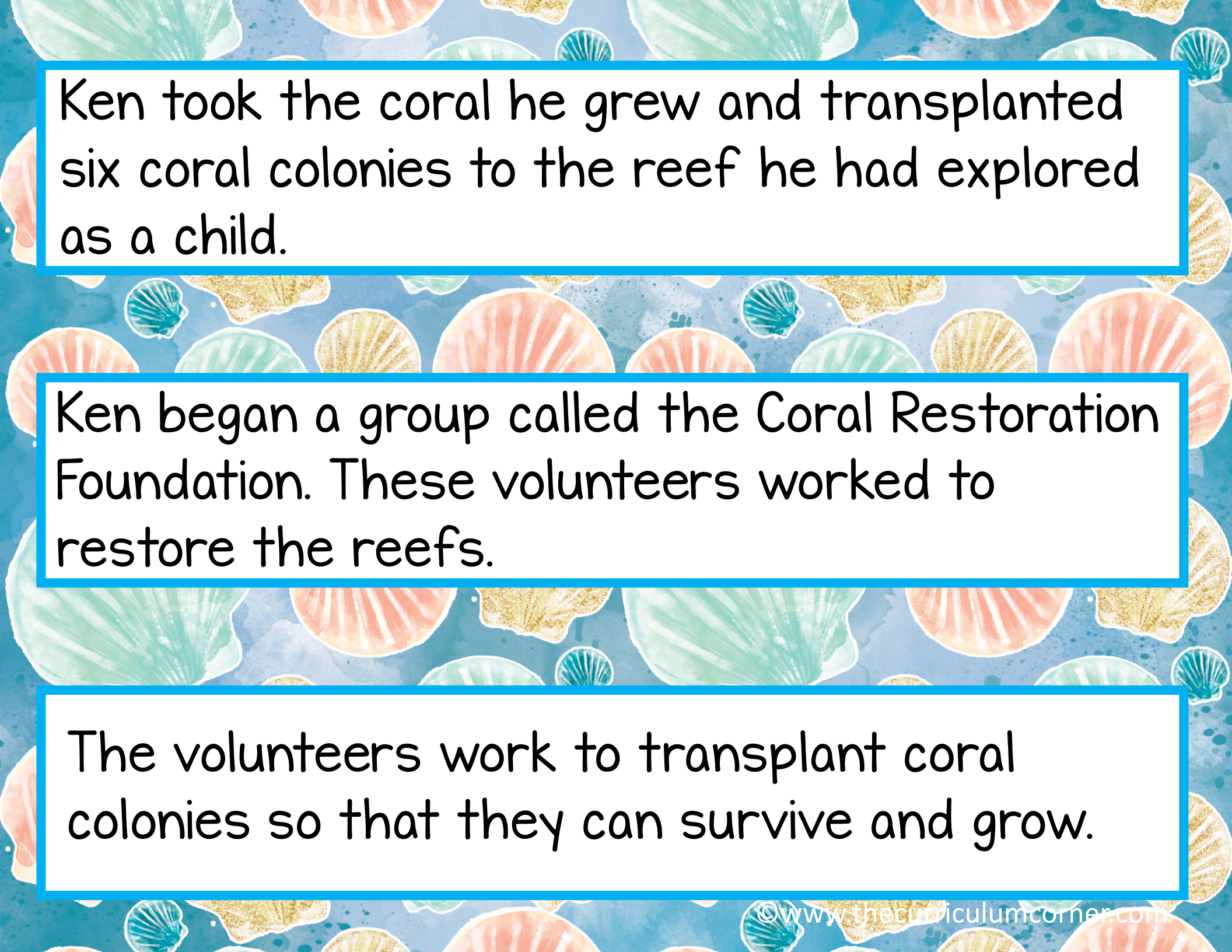
He loved the coral reefs but one summer he noticed that the corals were losing their color and he spotted fewer fish. The sea urchins were starting to die.



When he grew up, he opened a live rock farm in the Florida Keys.

Ken found a staghorn coral on his live rock farm in the ocean.

Ken worked with his daughter to cut and grow more and more corals.



Ken took the coral he grew and transplanted six coral colonies to the reef he had explored as a child.

Ken began a group called the Coral Restoration Foundation. These volunteers worked to restore the reefs.

The volunteers work to transplant coral colonies so that they can survive and grow.

Ken
Nedimyer

was

born

and

grew

up

in

Florida

.



Ken

learned

to

love

the

ocean

and

its
creatures

.

His

favorite

spot

in

the

ocean

was

the reef

.

Do

you

know

how

Ken

helps

the

reefs

?



Sea

urchins

are

needed

to

keep

reefs

healthy

.



The

volunteers

are

working

to

save

the

reefs

.



reef

epoxy

exoskeleton

aquarium


sea urchin

algae

marine

transplant

mission



a community of
creatures that
live in corals
undersea

a type
of glue

a hard skeleton
that covers the
bodies of some
invertebrates

a glass box
for fish and
sea plants

a spiny sea animal
that is very
important to the
health of coral reefs

an organism that
mainly lives undersea,
similar to a plant but
doesn't have roots,
stems or leaves

relating to
the sea

to move from
one place to
another

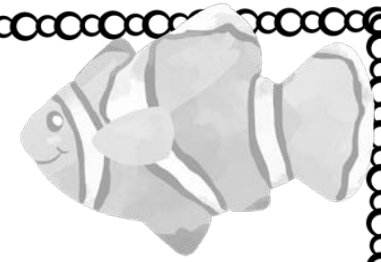
an important
task or duty

Name: _____

Thinking about Ken Nedimyer

What do you know about coral reefs? If you don't know about coral reefs, what do you know about the ocean?	SCHEMA
Share how you felt as you read the page that starts with "One summer, hotter than the rest," what you saw in your head & questions you have.	THINKING
Share what connections you can make to the reading. (It might be about shows you have watched, a trip to the beach or a visit to the aquarium.)	CONNECTIONS
Share how your thinking has changed or what you understand now that you did not before. Or, share how what you have read has made you feel.	SYNTHESIZING

Name: _____



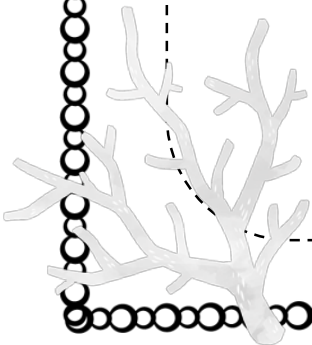
This is what the text told me
about the solution.



Problem & Solution

A problem Ken faced:

This is what the text told
me about the problem:





optimistic

intelligent

adventurous

capable

compassionate


determined

dedicated

skillful

enthusiastic

Name: _____

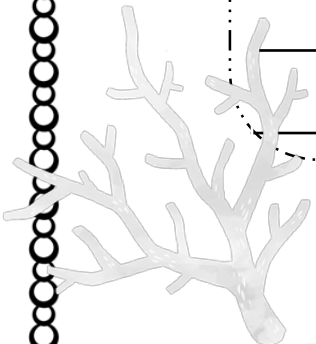


Supporting Your Beliefs

Use the book to complete the graphic organizer.

One word
that can
describe Ken
is:

Share three events or ideas from the book that support your word.



Name: _____

Cause & Effect

Name two events that happened in the book.

Next, write the effect each event had.

Cause	Effect



CAUSE

EFFECT

Ken watched his father work to send rockets and astronauts into space.

He learned that many things are possible if you set your mind to it.


Ken loved learning about the ocean.

He visited the ocean whenever he could.

The sea urchins in the coral reef Ken visited started to die.

The reefs began dying.

Ken found a staghorn coral growing on his rock farm.



Ken and his daughter
used the first coral
to grow more and
more corals.

Ken glued six small
coral colonies on a
reef that had died.

Each month the coral
colonies grew larger.

Ken started a group
called the Coral
Restoration
Foundation.


Volunteers are
working to restore
coral reefs that
have died.

Name: _____

The Brilliant Deep

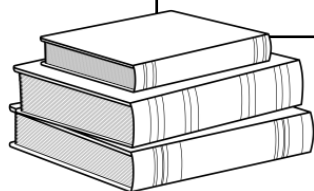
Making Connections

Text-to-World Connection



something from the text something from the world

--	--




Name: _____

The Brilliant Deep

Making Connections


Text-to-Self Connection



something from the text

something from my life

--	--




Name: _____

The Brilliant Deep

Making Connections


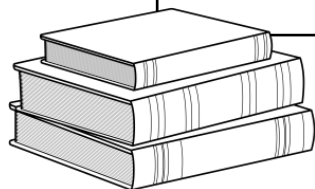
Text-to-Text Connection



something from the text

something from another book

--	--



Name: _____

Sensory Images

Pick a sentence or phrase with descriptive wording. Copy the phrase and illustrate what you visualize when reading the words.

Name: _____

Be Inspired!

Read the page towards the back of the book with the heading "What happened to the coral reefs?" What can you do to help the coral reefs? Use words and pictures to share your plan.

Name: _____

What would he say?



Write a Facebook post Ken might share to encourage others to help him on his mission.

Four horizontal lines for writing a Facebook post.

Four horizontal lines for writing a Facebook post.

Name: _____

Making Words

Use the letters in the word below to make new words. List all of the real words you think of.

Coral Reef

CORAL REEF

A

E

E

O

C

F

L

R

R

Name: _____

Making Words

Use the letters in the word below to make new words. List all of the real words you think of.

Underwater

UNDERWATER

A

E

E

u

D

N

R

R

T

W

Name: _____

Making Words

Use the letters in the word below to make new words. List all of the real words you think of.

Saltwater

SALTWATER

A

A

E

L

R

R

S

T

T

Name: _____

Reading Response

How can Ken's work inspire you?

Name: _____

Reading Response

How can Ken's work inspire you?

Name: _____

Reading Response

Share how this book makes you feel.

Name: _____

Reading Response

Share how this book makes you feel.

Name: _____

Reading Response

Why do you think Ken uses the coral he grows to rebuild
the reefs instead of selling it?

Name: _____

Reading Response

Why do you think Ken uses the coral he grows to rebuild
the reefs instead of selling it?

Name: _____

Reading Response

Why do you think saving the coral reefs is important?

Name: _____

Reading Response

Why do you think saving the coral reefs is important?

Name: _____

Research


Research to find facts about coral reefs.
Share what you learn using words and pictures.

Coral Reefs

Name: _____

It starts with one.

Use words and pictures to show what you think this sentence means.

A large rectangular box with a decorative border of diagonal lines, intended for a drawing or response.

Name: _____

It seemed like just about anything might be possible if you set your mind to it.

Use words and pictures to show what you think this sentence means.

A large rectangular box with a thick, black, hatched border, intended for a student to draw or write their response.


Name: _____

Visit the following website:

Name www.coralrestoration.org

Use words and pictures to share what you learn.

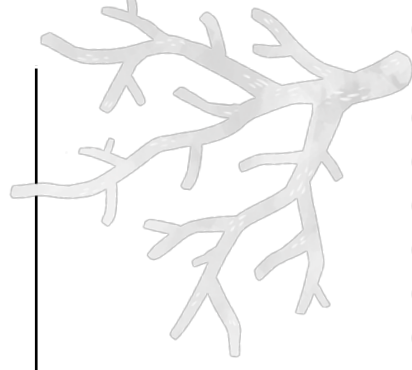
Name: _____



[illegible]

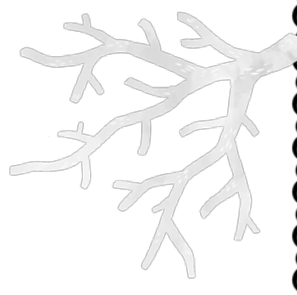
Name: _____

©www.thecurriculumcorner.com



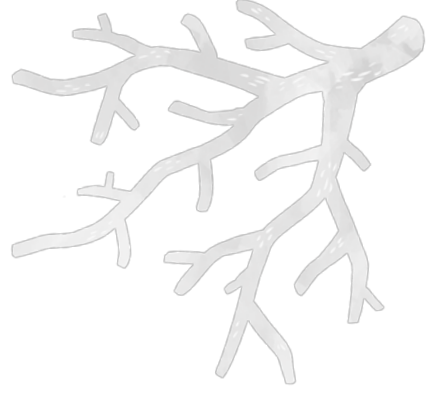
Name: _____

©www.thecurriculumcorner.com



Name: _____

©www.thecurriculumcorner.com



Name: _____

