

THE DAY YOU BEGIN

Written by
Jacqueline Woodson



Created by:
The Curriculum Corner

**EVERYONE
iN OUR CLASS iS
SPECiAL!**





Task # 1

Read with Fluency



Pick a page or pages to practice. Read the page over and over. Pay close attention to the punctuation.

©www.thecurriculumcorner.com



Task # 2

Read with a Partner



Take turns reading pages in the book with your partner.

©www.thecurriculumcorner.com

Task #3



Drawing My Thoughts



As we read, we imagine what the characters feel. Pick an event in the story. Draw a picture to show how it made you feel.

©www.thecurriculumcorner.com

Task #4



The Pictures Share Emotions



Many of the emotions the girl on the cover feels can be understood by looking at the pictures. Look at the pictures with a friend and talk about what you can tell about the girl's feelings.

©www.thecurriculumcorner.com



Task #5



Reading Reactions

Pick a reading response page. Use your thoughts on the book to respond to the prompt.

©www.thecurriculumcorner.com



Task #6



Talk About It!

Sometimes readers like to talk about what they have read instead of writing about what they have read. Pick a friend who has read the book and talk about how it makes you feel.

©www.thecurriculumcorner.com

Task #7



Everyone has a Story

Share your story! Sit with a friend and begin telling your story. Share a story about yourself and listen to one of your friend's stories.

©www.thecurriculumcorner.com

Task #8



Make a Difference

Think about the children in the story who don't feel like they belong. If they were children in our class, what could you do to help them feel like they are an important part of our class?

©www.thecurriculumcorner.com



Task #9



EVERYWHERE

The girl says that even though she stayed on her block with her sister this summer, it was like she got to go **EVERYWHERE**. Look at the picture on this page. How does the illustrator show what the girl means?

©www.thecurriculumcorner.com



Task #10



Feelings Change

Talk about the girl's feelings with a friend. By the end of the story, how does the girl feel about herself and her stories? How do you know her feelings have changed?

©www.thecurriculumcorner.com



Task #11



Response Questions

Pick a question from the basket. Read the question with a friend and talk about the answer.

©www.thecurriculumcorner.com



Task #12



My Book of Stories

Start your own book of stories that make you special. You can add to your book all year.

©www.thecurriculumcorner.com

Pick a child in the story. Why does that child feel like he or she doesn't fit in?

Share a time when you walked into a room and felt like there was no one quite like you.

How does Rigoberto's teacher turn around how he is feeling about his name?

Why does the girl on the cover feel that her story is not as great as the stories her classmates are sharing?

Make a self-to-text connection with a character in the book. What character can you imagine being by thinking of something that has happened to you?

How does the girl say we must overcome our fear of being different? Explain what she means.

Blank response area for the first question.


Blank response area for the second question.

A decorative border of a vine with leaves surrounds the page. The vine starts at the top left, goes across the top, down the right side, across the bottom, and up the left side.

Name: _____

The Day You Begin

Directions: The girl in the story overcomes her fear and begins to share her stories. What story do you have to share?

A large, empty rectangular box with a black border, intended for students to draw and write their stories.

Use words and pictures to share your story.

© thecurriculumcorner.com

A decorative border of a vine with leaves surrounds the entire page. The vine starts at the top left, goes across the top, down the right side, across the bottom, and up the left side.

Name: _____

Self-to-Text Connections

Directions: Share an event in the book. Share something that happened to you that helped you make a connection. Use words and pictures.

In the book:

In my life:

A decorative border of a vine with leaves surrounds the page. The vine starts at the top left, goes across the top, curves down the right side, across the bottom, and up the left side.

Name: _____

Connections

Directions: Make a self-to-text or text-to-text connection with the book. Share what happened in the book and the connection you made.

Show your connection.



Name: _____

THE DAY YOU BEGIN

Use words and pictures to tell about the text.



show an important event from the story

A connection I made while reading is...

I do or do not recommend this story because...

How the story made me feel...

A decorative border of a vine with leaves surrounds the page. The vine starts at the top left, goes across the top, down the right side, across the bottom, and up the left side.

Name: _____

TODAY WE WILL BEGIN!

Today is the day we will begin to listen to everyone stories!
Find three classmates and listen to their stories. Write
their name and something special about each below.

A decorative border of a vine with leaves surrounds the entire page. The vine starts at the top left, goes across the top, down the right side, across the bottom, and up the left side.

Name: _____

Book Review

Directions: What are your thoughts on the book? Did you like the book or not? What is your favorite part? Is there someone you think should read the book in our room?

Show your favorite part of the book.


A decorative border of a vine with leaves surrounds the page. The vine starts at the top left, goes across the top, down the right side, across the bottom, and up the left side.

Name: _____


A large, empty rectangular box with a thin black border, intended for a drawing or illustration.Four horizontal lines stacked vertically, intended for writing.




Name: _____



My Stories



Written By:



A large empty rectangular box for drawing or writing.

Four horizontal lines for writing.

