


Name: \_\_\_\_\_

## Making Cookies

Cut and paste the pictures in order.  
Finish the sentences to tell the story.



1.	2.	3.	4.
----	----	----	----

mix      icing      cuts      bake


Ewan will \_\_\_\_\_ the cookie dough.

He \_\_\_\_\_ out the cookies.

Next, it is time to \_\_\_\_\_ the cookies.


Ewan decorates the cookies with \_\_\_\_\_.

©www.thecurriculumcorner.com



Name: \_\_\_\_\_

## Making Pie



Cut and paste the pictures in order.  
Finish the sentences to tell the story.

1.	2.	3.	4.
----	----	----	----

together      eat      bake      mixing

Azayla is \_\_\_\_\_ the pie.

She is putting the pie \_\_\_\_\_.

It is time to \_\_\_\_\_ the pie.

The pie is ready for us to \_\_\_\_\_!

©www.thecurriculumcorner.com



Name: \_\_\_\_\_

## Grocery Shopping

Cut and paste the pictures in order.  
Finish the sentences to tell the story.



1.

2.

3.

4.

paying

away

grocery

carry


I am helping my mom at the \_\_\_\_\_ store.

We are \_\_\_\_\_ for our groceries.

Let's \_\_\_\_\_ our groceries inside!

We are putting our groceries \_\_\_\_\_.

©www.thecurriculumcorner.com



Name: \_\_\_\_\_

## Decorating the Tree

Cut and paste the pictures in order.  
Finish the sentences to tell the story.



1.

2.

3.

4.

decorations      looks      tree      box

We are putting up the Christmas \_\_\_\_\_.

We have a big \_\_\_\_\_ of decorations.

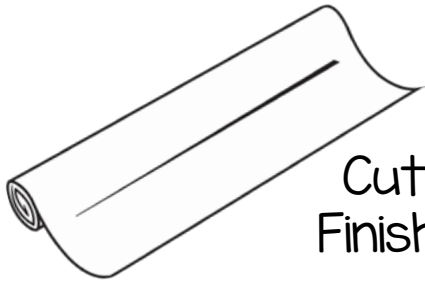
We put all of the \_\_\_\_\_ on the tree.

Do you like how our tree \_\_\_\_\_?


©www.thecurriculumcorner.com



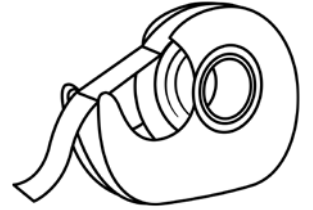
Name: \_\_\_\_\_



## Wrapping Presents



Cut and paste the pictures in order.  
Finish the sentences to tell the story.



1.

2.

3.

4.

present      brother      truck      gift

I bought a toy \_\_\_\_\_ for my brother.

I wrapped the \_\_\_\_\_.

I put a name tag on the \_\_\_\_\_.

I gave the toy to my \_\_\_\_\_.

©www.thecurriculumcorner.com

