

Informational Text


Noticings

- teach or inform
 - has facts
- table of contents
 - headings
- bold words (vocabulary)
 - maps
 - charts
- photographs
 - fast facts
 - labels
 - captions
 - glossary
 - index



Author's Purpose (for informational texts)

- to teach about a topic
 - to explain how to do something
- to explain why something happens
- to show how things are alike and different
- to teach how to solve a real life problem



Name: _____

The text I read is:

Focus on:
Author's
Purpose

The author's
purpose is

I chose this answer because:

©www.thecurriculumcorner.com

Name: _____

The text I read is:

Focus on:
Author's
Purpose

The author's
purpose is

I chose this answer because:

©www.thecurriculumcorner.com

Text Structures

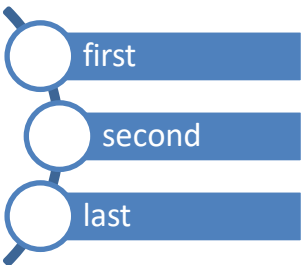
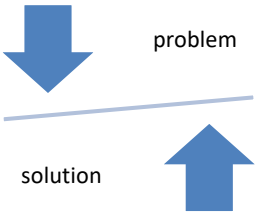
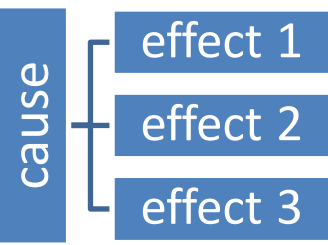
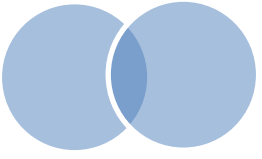
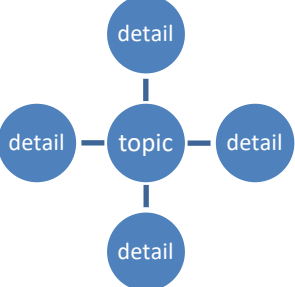
for informational text

- time order or sequence the text tells a list of steps or events
- problem/solution the text gives information about a problem and then tells one or more solutions
- cause & effect the text tells about an event (cause) and the effects that follow the event
- compare/contrast the text talks about similarities and differences between two subjects
- description/list the text gives details about something

Text Structures

for informational text

- time order or sequence
- Problem and solution
- cause & effect
- compare and contrast
- description or list

text structure	what it means	clue words	visual
time order or sequence	the text tells a list of steps or events	before, followed by, finally, first, second, third, next, last, eventually	
problem and solution	the text gives information about a problem and then explains one or more solutions	concern, solve, prevent, so that, the answer, one reason is, challenge, help	
cause and effect	the text tells about an event (cause) and the effects that follow the event	this led to, as a result, so that, due to, so, for this reason, in order to	
compare and contrast	the text tells about similarities and differences between two subjects	like, unlike, also, similar, different, too, however, same as, although, as well as	
description or list	the text gives details about something	one example, also, another, to begin with, on top of, in addition	

Text: _____

What key words helped me identify the text structure?

What is the text structure?

©www.thecurriculumcorner.com

Text: _____

What key words helped me identify the text structure?

What is the text structure?

©www.thecurriculumcorner.com

Name: _____

Text: _____

description

The topic is:

Information shared:

Information shared:

Information shared:

Information shared:

Information shared:

Name: _____

Text: _____

sequence

The topic is:

Step 1:

Step 2:

Step 3:

Step 4:

Step 5:

Name: _____

Text: _____

sequence

The topic is:

Event 1:

Event 2:

Event 3:

Event 4:

Event 5:

Name: _____

Text: _____

Text Structure: Compare & Contrast

What is being compared?	
Ways they are alike:	
Ways they are different:	

Name: _____

Text: _____

**Problem &
solution**

The topic is:

The problem is:

Possible solution #1:

Possible solution #2:

Possible solution #3:

Possible solution #4:

Name: _____

Text:

**focus on:
problem
&
solution**

problem

solution

©www.thecurriculumcorner.com

Name: _____

Text:

**focus on:
problem
&
solution**

problem

solution

©www.thecurriculumcorner.com

Name: _____

Text:

**focus on:
cause
&
effect**

cause

effect

©www.thecurriculumcorner.com

Name: _____

Text:

**focus on:
cause
&
effect**

cause

effect

©www.thecurriculumcorner.com

Name: _____

Informational Text Feature Search

Directions: Search the basket of books to find the informational text features we have learned about in class. Record the book title and page number where you found the text feature.

Nonfiction books often have a table of contents.

An example is...

I found this feature on page _____.

Nonfiction books have facts.

An example is...

I found this feature on page _____.

Nonfiction books often have vocabulary words (in bold print.)

An example is...

I found this feature on page _____.

Nonfiction books often have a glossary.

An example is...

I found this feature on page _____.

Nonfiction books often have tables.

An example is...

I found this feature on page _____.

Nonfiction books often have an index.

An example is...

I found this feature on page _____.

Name: _____

Informational Text Feature Search

Directions: Search the basket of books to find the informational text features we have learned about in class. Record the book title and page number where you found the text feature.

Nonfiction books often have photographs.

An example is...

I found this feature on page _____.

Nonfiction books often have captions.

An example is...

I found this feature on page _____.

Nonfiction books often have labels.

An example is...

I found this feature on page _____.

Nonfiction books often have diagrams.

An example is...

I found this feature on page _____.

Nonfiction books often have headings.

An example is...

I found this feature on page _____.

Nonfiction books often have graphs.

An example is...

I found this feature on page _____.

Name: _____

Informational Text Features Checklist

Use your iPad to take pictures of each feature. Check off each feature as you find it.

- ☐ table of contents
- ☐ headings
- ☐ bold words
- ☐ photographs
- ☐ map
- ☐ diagram
- ☐ timeline
- ☐ labels
- ☐ captions
- ☐ fast facts
- ☐ glossary
- ☐ index

Name: _____

Informational Text Features Checklist

Look for each feature in your stack of books.

Check off each feature as you find it.

- ☐ table of contents
- ☐ headings
- ☐ bold words
- ☐ photographs
- ☐ map
- ☐ diagram
- ☐ timeline
- ☐ labels
- ☐ captions
- ☐ fast facts
- ☐ glossary
- ☐ index

Name: _____

Text: _____

Text features I found	How did it help me understand the text?

Text: _____

Text features I found	How did it help me understand the text?

©www.thecurriculumcorner.com

Text: _____

Text features I found	How did it help me understand the text?

©www.thecurriculumcorner.com

Name: _____

Text: _____

Text Feature	Was it used in my text?	What did it teach me?
Font Styles (bold print, highlighted words, italics)		
Glossary		
Headings & Subheadings		
Map		
Illustrations		
Index		

Name: _____

Text: _____

I CAN read informational text!

After reading the title, I predict the topic will be:	
I looked at the table of contents. I predict I will learn more about:	
I previewed the text. I predict I will read about:	

Name: _____

Text: _____

Building Background Knowledge

The topic I am reading about is:	
This is what I already know about the topic:	
<div>I talked with (circle one) my class a friend my teacher someone else</div> <div>This is new information I know about the topic:</div>	

Name: _____

Main Idea & Details

The main idea is:

Details I learned while reading are:

1.

2.

3.

4.

5.

Text: _____

The main idea is

The details I learned are:

©www.thecurriculumcorner.com

Text: _____

The main idea is

The details I learned are:

©www.thecurriculumcorner.com



When do I stop and take notes?

- When I learn something new.
 - When I am thinking: “I WONDER...?”
- When I find new vocabulary words.
- When I make a new picture in my mind that helps me understand what I am reading.
- When I have a feeling about what I am reading.



I learned something new!

© www.thecurriculumcorner.com

I am thinking: “I WONDER...?”

© www.thecurriculumcorner.com

I found new vocabulary
words.

© www.thecurriculumcorner.com

I made a new picture in my mind that
helps me understand what I am
reading.

© www.thecurriculumcorner.com



I have a feeling about
what I am reading.

© www.thecurriculumcorner.com

I marked this page because...

© www.thecurriculumcorner.com

I marked this page because...

© www.thecurriculumcorner.com

I marked this page because...

© www.thecurriculumcorner.com

Name: _____

Reading Biographies

I am learning about _____

This person is famous
because:

Draw a picture to show
the person

Birthdate: _____

Is this person still alive? yes no

If not, how old were they when they died? _____

Where was this person born? _____

Share two facts you learned about this person:

1.

2.

Questions you
might still have...

1.

2.

3.

All About

(topic)

written by:

Important Words
& Their Meanings

1.

2.

3.

An Important Fact



An Important Fact



Questions you
might still have...

All About



written by:

Important Words




Informational Text

Noticings

- teach or inform
 - has facts
- table of contents
 - headings
- bold words (vocabulary)
 - maps
 - charts
- photographs
 - fast facts
 - labels
 - captions
 - glossary
 - index

Author's Purpose (for informational texts)

- to teach about a topic
 - to explain how to do something
- to explain why something happens
- to show how things are alike and different
- to teach how to solve a real life problem



Text Structures

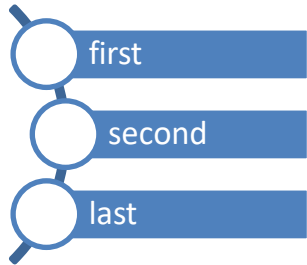
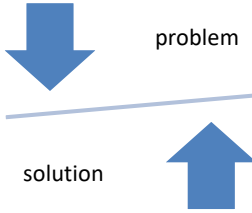
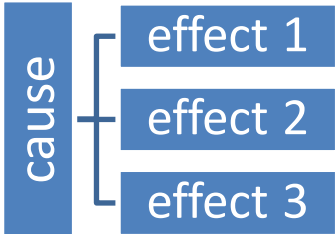
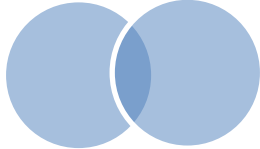
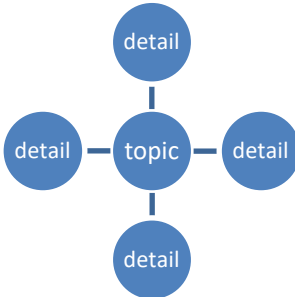
for informational text

- **time order or sequence** the text tells a list of steps or events
- **problem/solution** the text gives information about a problem and then tells one or more solutions
- **cause & effect** the text tells about an event (cause) and the effects that follow the event
- **compare/contrast** the text talks about similarities and differences between two subjects
- **description/list** the text gives details about something

Text Structures

for informational text

- time order or sequence
- Problem and solution
- cause & effect
- compare and contrast
- description or list

text structure	what it means	clue words	visual
time order or sequence	the text tells a list of steps or events	before, followed by, finally, first, second, third, next, last, eventually	
problem and solution	the text gives information about a problem and then explains one or more solutions	concern, solve, prevent, so that, the answer, one reason is, challenge, help	
cause and effect	the text tells about an event (cause) and the effects that follow the event	this led to, as a result, so that, due to, so, for this reason, in order to	
compare and contrast	the text tells about similarities and differences between two subjects	like, unlike, also, similar, different, too, however, same as, although, as well as	
description or list	the text gives details about something	one example, also, another, to begin with, on top of, in addition	

When do I stop and take notes?

- When I learn something new.
 - When I am thinking: “I WONDER...?”
- When I find new vocabulary words.
- When I make a new picture in my mind that helps me understand what I am reading.
- When I have a feeling about what I am reading.

I learned something new!

© www.thecurriculumcorner.com

I am thinking: "I WONDER...?"

© www.thecurriculumcorner.com

I found new vocabulary
words.

© www.thecurriculumcorner.com

I made a new picture in my mind that
helps me understand what I am
reading.

© www.thecurriculumcorner.com

I have a feeling about
what I am reading.

© www.thecurriculumcorner.com

I marked this page because...

© www.thecurriculumcorner.com

I marked this page because...

© www.thecurriculumcorner.com

I marked this page because...

© www.thecurriculumcorner.com