

Name: \_\_\_\_\_

Title: \_\_\_\_\_

Author: \_\_\_\_\_

Write \_\_\_\_\_ questions about the text below.

Who?

What?

Where?

When?

Why?

Name: \_\_\_\_\_

Title: \_\_\_\_\_

Author: \_\_\_\_\_

Be the teacher! Pretend you are the teacher and write four questions about the book you read. Write the answers next to each question.

Questions	Answers

Name: \_\_\_\_\_

Title: \_\_\_\_\_

Author: \_\_\_\_\_

Answer the questions your learned about in your reading.

What is happening?

Who are you learning about?

Where are the places you learned about?

When is the text talking about?

Why is what you read important?

Name: \_\_\_\_\_

Title: \_\_\_\_\_

Author: \_\_\_\_\_

Share the steps

#1

#2

#3

#4

#5

Name: \_\_\_\_\_

Title: \_\_\_\_\_

Author: \_\_\_\_\_

The life of: \_\_\_\_\_

Create a timeline of \_\_\_\_\_'s life.

The image shows a dashed-line timeline template. It consists of a horizontal line with ten vertical bars of varying heights extending upwards and downwards from it. The bars are connected by a continuous dashed line, forming a series of peaks and valleys. This is intended for a student to draw key events from a person's life along the timeline.

Name: \_\_\_\_\_

Title: \_\_\_\_\_

Author: \_\_\_\_\_

Creating a timeline of an important event in history.

Timeline for \_\_\_\_\_.

A dashed-line timeline template consisting of a horizontal line with ten vertical rectangular boxes of varying heights and widths attached to it. The boxes are arranged in an alternating pattern of tall and short boxes, providing a guide for where to place events on a timeline.

Name: \_\_\_\_\_

Title: \_\_\_\_\_

Author: \_\_\_\_\_

Draw a picture to show something you have learned.



The topic is \_\_\_\_\_.



Name: \_\_\_\_\_

Title: \_\_\_\_\_

Author: \_\_\_\_\_

The main idea is \_\_\_\_\_.

Show two facts you learned in the text.





Name: \_\_\_\_\_

Title: \_\_\_\_\_

Author: \_\_\_\_\_

The topic is

\_\_\_\_\_.

Draw pictures to show three facts you learned.

A large dashed rounded rectangle intended for drawing a picture related to the topic.A dashed rounded rectangle intended for drawing a picture showing a fact learned.A dashed rounded rectangle intended for drawing a picture showing a fact learned.A dashed rounded rectangle intended for drawing a picture showing a fact learned.

Name: \_\_\_\_\_

Title: \_\_\_\_\_

Author: \_\_\_\_\_

## Nonfiction Notes

The topic is

\_\_\_\_\_.

What I already know  
about the topic:

What I learned as I read:

[Dashed box for notes]

[Dashed box for notes]

[Dashed box for notes]

Name: \_\_\_\_\_

Title: \_\_\_\_\_

Author: \_\_\_\_\_

## Supporting My Opinion

Share what the text said to help you form your opinion.

The topic is

\_\_\_\_\_.

My opinion about what I read is:

\_\_\_\_\_

\_\_\_\_\_

\_\_\_\_\_



Name: \_\_\_\_\_

Title: \_\_\_\_\_

Author: \_\_\_\_\_

## Nonfiction Notes

The topic is

\_\_\_\_\_.

### Vocabulary Words

1. \_\_\_\_\_

\_\_\_\_\_

\_\_\_\_\_

2. \_\_\_\_\_

\_\_\_\_\_

\_\_\_\_\_

3. \_\_\_\_\_

\_\_\_\_\_

\_\_\_\_\_

What I learned as I read:

\_\_\_\_\_

I still wonder:

\_\_\_\_\_

Name: \_\_\_\_\_

Title: \_\_\_\_\_

Author: \_\_\_\_\_

## Nonfiction Notes

The topic is

\_\_\_\_\_.

What I learned as I read:

I still wonder:

My opinion about what I read is:



Name: \_\_\_\_\_

Title: \_\_\_\_\_

Author: \_\_\_\_\_

The topic is

\_\_\_\_\_  
\_\_\_\_\_  
\_\_\_\_\_

I already know:

\_\_\_\_\_  
\_\_\_\_\_  
\_\_\_\_\_

Two facts I learned:

\_\_\_\_\_  
\_\_\_\_\_  
\_\_\_\_\_

\_\_\_\_\_  
\_\_\_\_\_  
\_\_\_\_\_

A connection I made:

\_\_\_\_\_  
\_\_\_\_\_  
\_\_\_\_\_

New words I learned:

\_\_\_\_\_  
\_\_\_\_\_  
\_\_\_\_\_



Name: \_\_\_\_\_

Title: \_\_\_\_\_

Author: \_\_\_\_\_

## What did I learn?

draw a picture

I learned \_\_\_\_\_


\_\_\_\_\_.

Name: \_\_\_\_\_


Title: \_\_\_\_\_

Author: \_\_\_\_\_

What is the text about?



\_\_\_\_\_  
\_\_\_\_\_





\_\_\_\_\_  
\_\_\_\_\_


Name: \_\_\_\_\_

Title: \_\_\_\_\_

Author: \_\_\_\_\_



Show the  
main idea.





Use words and pictures to tell about the main idea and details.


Name: \_\_\_\_\_

Title: \_\_\_\_\_

Author: \_\_\_\_\_



Show the  
main idea.





Use words and pictures to tell about the main idea and details.


Name: \_\_\_\_\_

Title: \_\_\_\_\_

Author: \_\_\_\_\_



Show the  
topic.



Use words and pictures to tell about the topic and facts you learned.

Name: \_\_\_\_\_

Title: \_\_\_\_\_

Author: \_\_\_\_\_



What did I find interesting?

draw a picture



Something interesting I read was \_\_\_\_\_

\_\_\_\_\_.

Name: \_\_\_\_\_



What  
did I  
learn?



Use words and pictures to tell what you learned.

Name: \_\_\_\_\_  
Facts I learned  
about \_\_\_\_\_.



---

---

---

---

---

---

---



---

---

---

---

---

---

---

Use words and pictures to tell what you learned.



Name: \_\_\_\_\_

Title: \_\_\_\_\_

Author: \_\_\_\_\_

Facts I learned about \_\_\_\_\_



\_\_\_\_\_

\_\_\_\_\_

\_\_\_\_\_

\_\_\_\_\_

\_\_\_\_\_

\_\_\_\_\_

\_\_\_\_\_

\_\_\_\_\_

\_\_\_\_\_

\_\_\_\_\_

\_\_\_\_\_

\_\_\_\_\_

The author's purpose was \_\_\_\_\_

Name \_\_\_\_\_

are...

can...

Animal:

have...

eat...

Use words and pictures to tell what you learned  
about the creature.

Name \_\_\_\_\_

#1

#2

The big picture or big event is:

#3

#4

Write the big event in the center.  
Tell four important details about this event.

Name: \_\_\_\_\_

Facts About \_\_\_\_\_

Use words and pictures to tell about the text.


topic

_____	_____	_____
_____	_____	_____
_____	_____	_____
_____	_____	_____
_____	_____	_____
_____	_____	_____
_____	_____	_____
_____	_____	_____
_____	_____	_____
_____	_____	_____

Name: \_\_\_\_\_

Facts About \_\_\_\_\_

Use words and pictures to tell about the text.



--	--	--

Name: \_\_\_\_\_

All about \_\_\_\_\_

Use words and pictures to tell about the text.

look

have

are

Name: \_\_\_\_\_

Title: \_\_\_\_\_

Author: \_\_\_\_\_

Draw and label something you learned about.



Name: \_\_\_\_\_

Title: \_\_\_\_\_

Author: \_\_\_\_\_

Show how the texts are different.

Use pictures and words to show how each text is different.

1.

2.

The topic is \_\_\_\_\_.

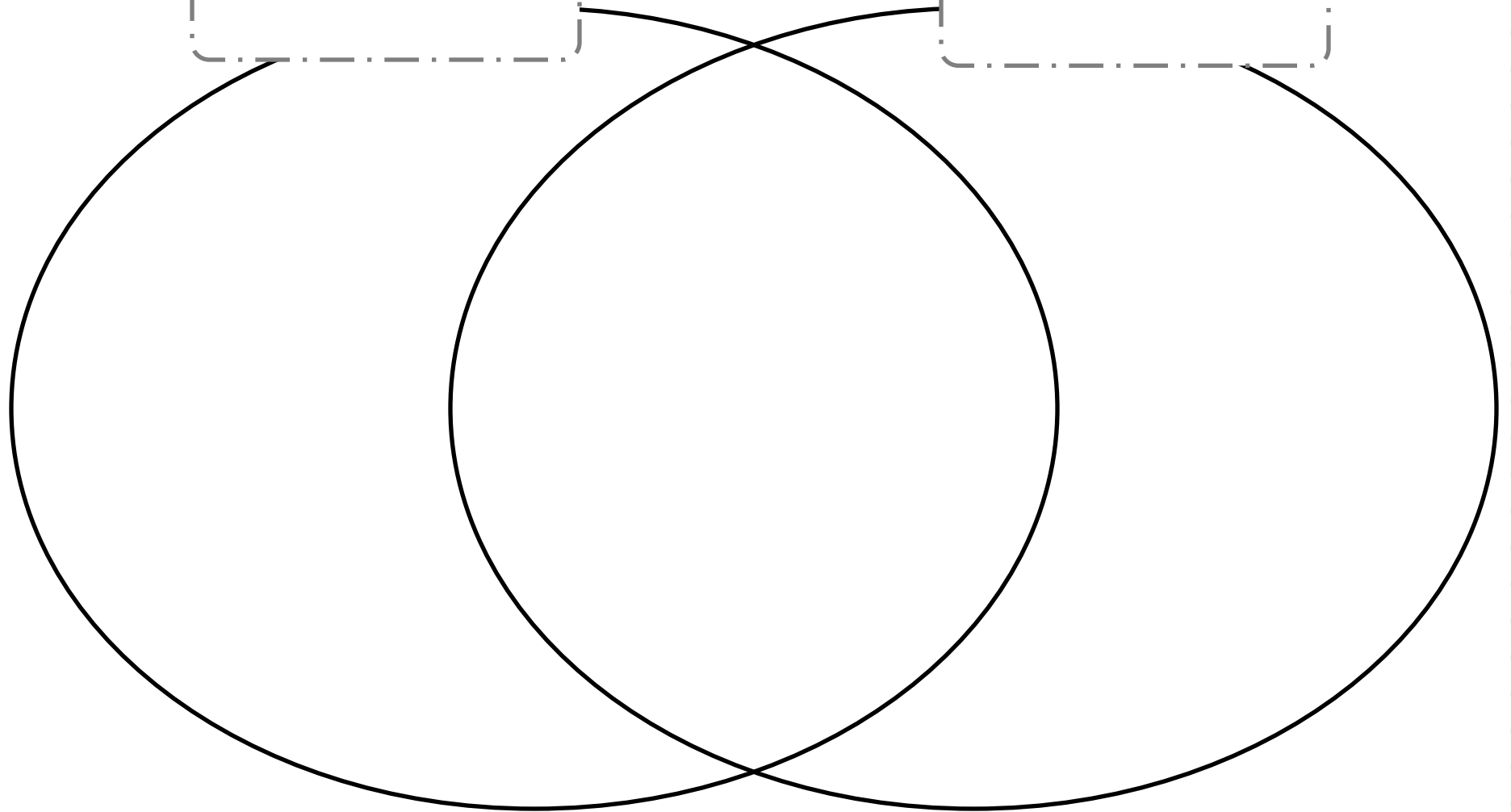


Name: \_\_\_\_\_

Title: \_\_\_\_\_

Author: \_\_\_\_\_

Compare and contrast \_\_\_\_\_



Name: \_\_\_\_\_

Title: \_\_\_\_\_

Author: \_\_\_\_\_

My favorite part is...

draw a picture

The topic is \_\_\_\_\_.

Name: \_\_\_\_\_

Title: \_\_\_\_\_

Author: \_\_\_\_\_

Use words and pictures.

**What I Know**

**What I Want to Know**

**What I Learned**

--	--	--

Name: \_\_\_\_\_

## Informational books have...

Use words and pictures to show examples.

--	--	--

**headings**

**pictures**

**diagrams**

Name: \_\_\_\_\_

## Informational books have...

Use words and pictures to show examples.

--	--	--

**captions**

**graph or  
chart**

**table of  
contents**

Name: \_\_\_\_\_

All about \_\_\_\_\_

Use words and pictures to tell about the text.

--	--	--

Three arrows point upwards from the top edge of the dashed box towards the three columns of the table above it.

Name: \_\_\_\_\_

Title: \_\_\_\_\_

Author: \_\_\_\_\_

Tell what you learned with words and pictures.




Name: \_\_\_\_\_

Title: \_\_\_\_\_

Author: \_\_\_\_\_

# Making Connections

## Text-to-Self Connection







Name: \_\_\_\_\_

Title: \_\_\_\_\_

Author: \_\_\_\_\_

## Making Connections

### Text-to-Self Connection



Name: \_\_\_\_\_

Title: \_\_\_\_\_

Author: \_\_\_\_\_

# Making Connections

## Text-to-Text Connection



Title: \_\_\_\_\_

Title: \_\_\_\_\_

\_\_\_\_\_

\_\_\_\_\_

--	--



Name: \_\_\_\_\_

Title: \_\_\_\_\_

Author: \_\_\_\_\_


# Making Connections

## Text-to-World Connection

something from the text

something from the world

--	--



Name: \_\_\_\_\_

Title: \_\_\_\_\_

Author: \_\_\_\_\_



# Making Connections

## Text-to-Self Connection

something from the text

what happened in my life

--	--



Name: \_\_\_\_\_

Title: \_\_\_\_\_

Author: \_\_\_\_\_

# Making Connections

## Text-to-Self Connection

something from the text

what happened in my life

--	--

