

Book Study:  
How to Make an  
Apple Pie and  
See the World




Created by:  
The Curriculum Corner

## Task # 1

### Read with Fluency



Pick a page to practice.  
Read the page over and  
over. Pay close attention  
to the punctuation.



## Task # 2

### Read with a Partner

Take turns reading  
pages in the book with  
your partner.



## Task #3

### Make a Flip Book




Cut around the outside edge of the flipbook, then cut along the dotted lines up to the middle of the book. Fold the flaps down. Think of the main character, problem and solution. Write each under the flap. Draw a picture to show each on the top.

## Task #4

### Complete a Story Map

Choose a story map page. Complete the story map using what you have read.



## Task #5

### Sequencing


Put the story cards in the order they happened in the book. Use the book to help you.



## Task #6

### Parts of Speech Sort

Sort the word cards into nouns, verbs and adjectives. Record the words on the recording paper.





## Task #7

### Write About It


Pick a writing prompt.  
Answer the question  
and illustrate what  
you write about.



## Task #8


### Visualizing

Copy the wording from your  
story strip on your paper.  
Draw a picture to show what  
you are visualizing as  
you read.





Name: \_\_\_\_\_



# Story Map

Book: \_\_\_\_\_

Author: \_\_\_\_\_

Main Character

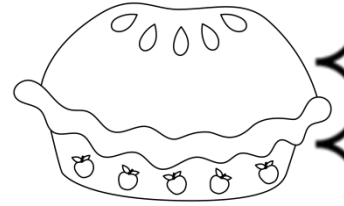
Setting

Beginning

Middle

End

Name: \_\_\_\_\_



# Story Map

Book: \_\_\_\_\_

Author: \_\_\_\_\_

Main Character


Setting

Problem

Solution

		Solution
		Problem
		Main Character

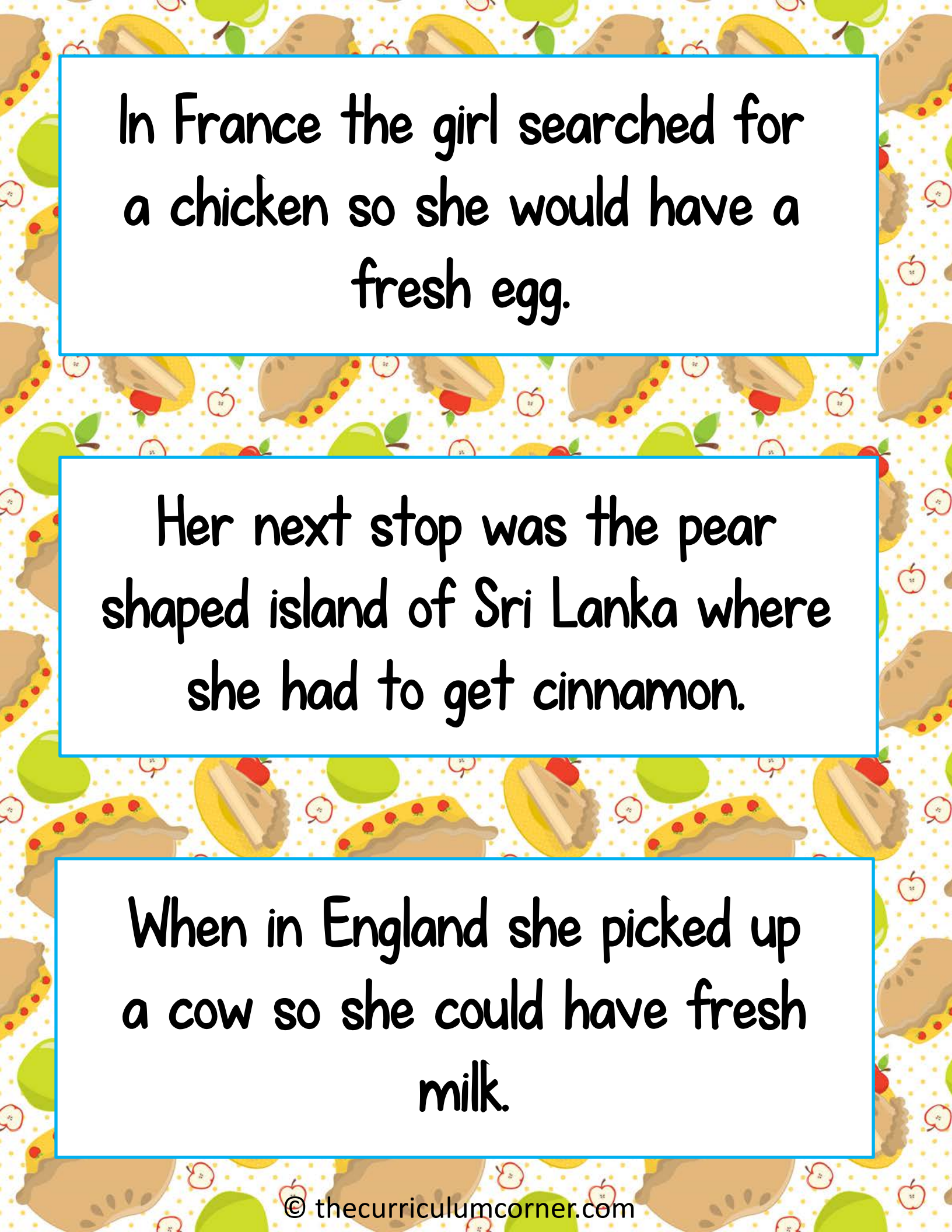




The girl traveled to the market to get the ingredients for an apple pie.

When the market was closed, she decided to pack a suitcase and travel the world to find the ingredients she needed.

She gathered wheat in Italy.  
She will use the wheat to make flour.

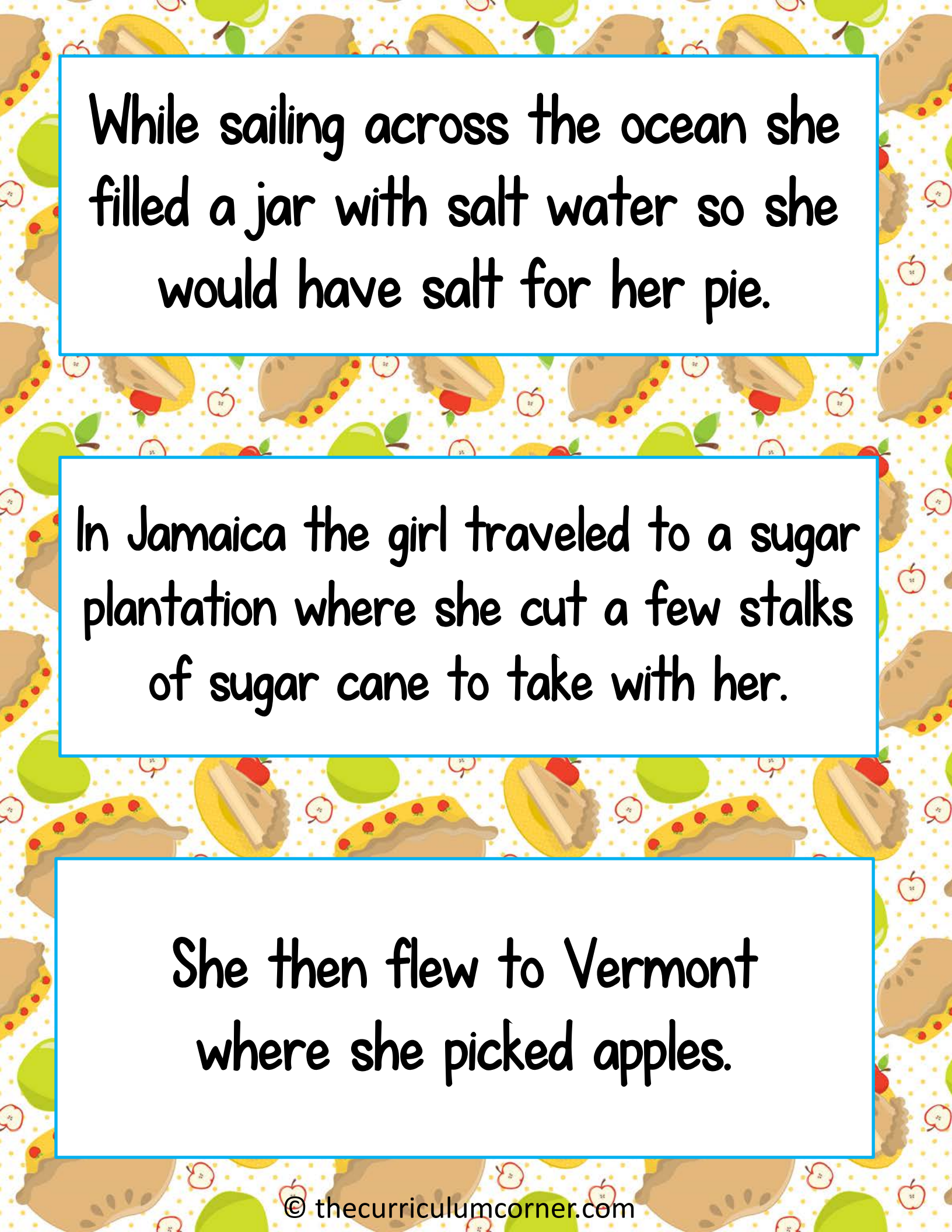


In France the girl searched for a chicken so she would have a fresh egg.

Her next stop was the pear shaped island of Sri Lanka where she had to get cinnamon.

When in England she picked up a cow so she could have fresh milk.





While sailing across the ocean she filled a jar with salt water so she would have salt for her pie.

In Jamaica the girl traveled to a sugar plantation where she cut a few stalks of sugar cane to take with her.

She then flew to Vermont where she picked apples.



When she got home she baked an apple pie using all of the ingredients she had gathered.

Name: \_\_\_\_\_

# How to Make an Apple Pie

## Parts of Speech Sort

nouns	adjectives	verbs

market

ingredients

bake

serve

superb

locate

elegant

breaking



Sri Lanka

English

charming

borrow

freshest

Jamaica

seawater

salty



orchard

wheat

evaporate

egg

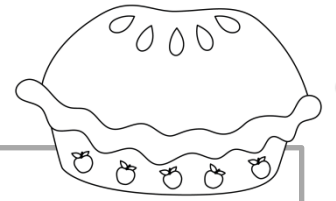
mix

delicious

eat



best

The girl in the story wanted to bake an apple pie. Write about a time you wanted to bake something.



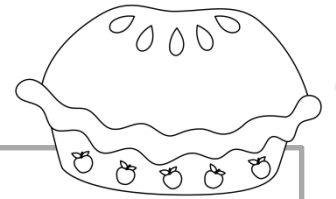
A large, empty rectangular box intended for the student to write their response.

Four sets of horizontal writing lines, each consisting of a solid top line, a dashed middle line, and a solid bottom line.







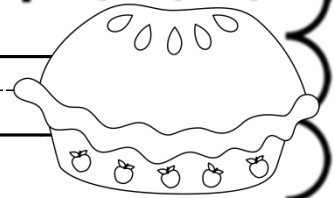
The girl in the story traveled to many new places. Write about a time you traveled to a new place.





A large, empty rectangular box with a thin border, intended for the student to write their response to the prompt.

Four sets of horizontal writing lines. Each set consists of a solid top line, a dashed middle line, and a solid bottom line, providing a guide for letter height and placement.

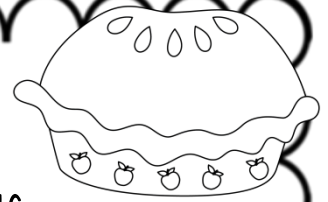




Handwriting practice lines consisting of 15 sets of three horizontal lines (top, middle dashed, bottom) for writing practice.




# Let's Make a Pie!

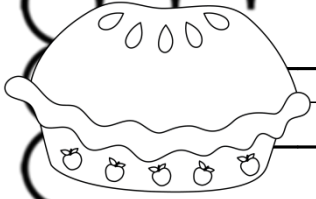


**Directions:** In this story the girl wanted to make an apple pie. If you were going to make a pie, what type of pie would you make? Or, would you make a different dessert? Tell about what you will make and why you chose it.



Four sets of primary writing lines, each consisting of a solid top line, a dashed middle line, and a solid bottom line, for student response.



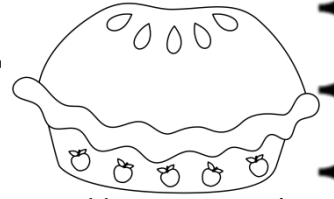




Handwriting practice lines consisting of 10 sets of three horizontal lines (top, middle dashed, bottom) for writing practice.



Name: \_\_\_\_\_



## Visualizing

**Directions:** Copy the descriptive sentence from the card below. Next, draw a picture to show what you see in your mind as you read those words.

The passage says:



---

---

---

---

Show what you visualize as you read the words:





A large, empty, rounded rectangular frame with a blue border, intended for a drawing or writing.



Name: \_\_\_\_\_

## New Words

**Directions:** Find three new words in the book. Write them below. Tell what the word means. Draw a picture to show the word.

Word & Meaning	Picture

Name: \_\_\_\_\_

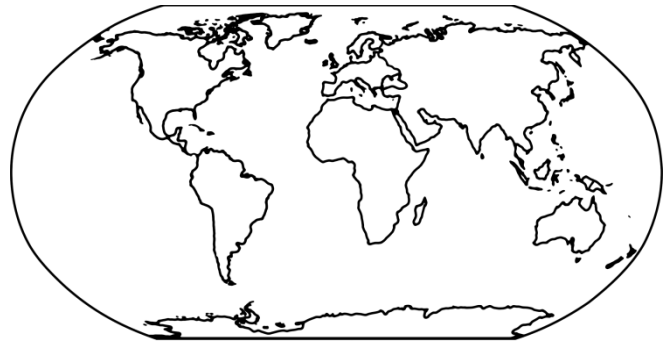
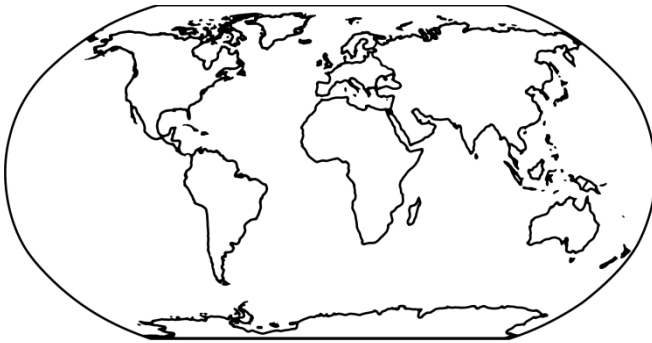
# Visualizing the Setting

**Directions:** There are many settings in this book. Choose two.

Write the name in the box. Put a star to show where the setting is. In the box below share which ingredient she gathered from that setting.

Setting 1:

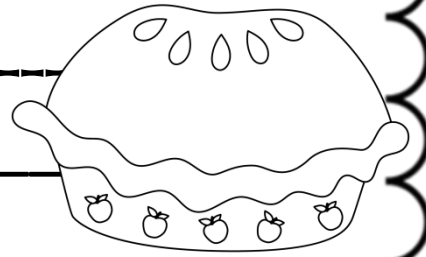
Setting 2:







Name: \_\_\_\_\_



Handwriting practice lines consisting of 18 horizontal lines.

