



Book Study:

# The Mitten

By Jan Brett

Created by:

The Curriculum Corner



# **Task # 1**

## **Read with Fluency**



Pick a page from The Mitten to practice. Read the page over and over. Pay close attention to the punctuation. When you are ready, read it aloud to someone.




# **Task # 2**

## **Read with a Partner**

Take turns reading pages in the book with your partner.

## Task #3

### Make a Mitten Flap Book



1. Cut out four mitten shapes.
2. Stack them together and put two staples at the top.
3. Write your name on the bottom of the mitten.
4. On each page draw a picture of another animal who *could* have crawled into the mitten and tell why the other animals might have let it in.

## Task #4

### Complete a Story Map

Choose a story map page.  
Complete the story map  
using what you  
have read.



## **Task #5**

### **Sequencing**


Put the story cards in the order they happened in the story. Use the book to help you.



## **Task #6**

### **Parts of Speech Sort**


Sort the word cards into nouns, verbs and adjectives. Write the words on the recording paper.



## Task #7

### Write About It

Pick a writing prompt.  
Answer the question  
and illustrate what  
you write about.




## Task #8

### Visualizing

Copy the wording from  
one of the story strips  
on your paper. Draw a  
picture to show what  
you are visualizing as  
you read.





## **Task #9**

### **New Words**



Find three NEW words in the book and find their definitions. Write both on the paper and then illustrate the meaning.

## **Task #10**

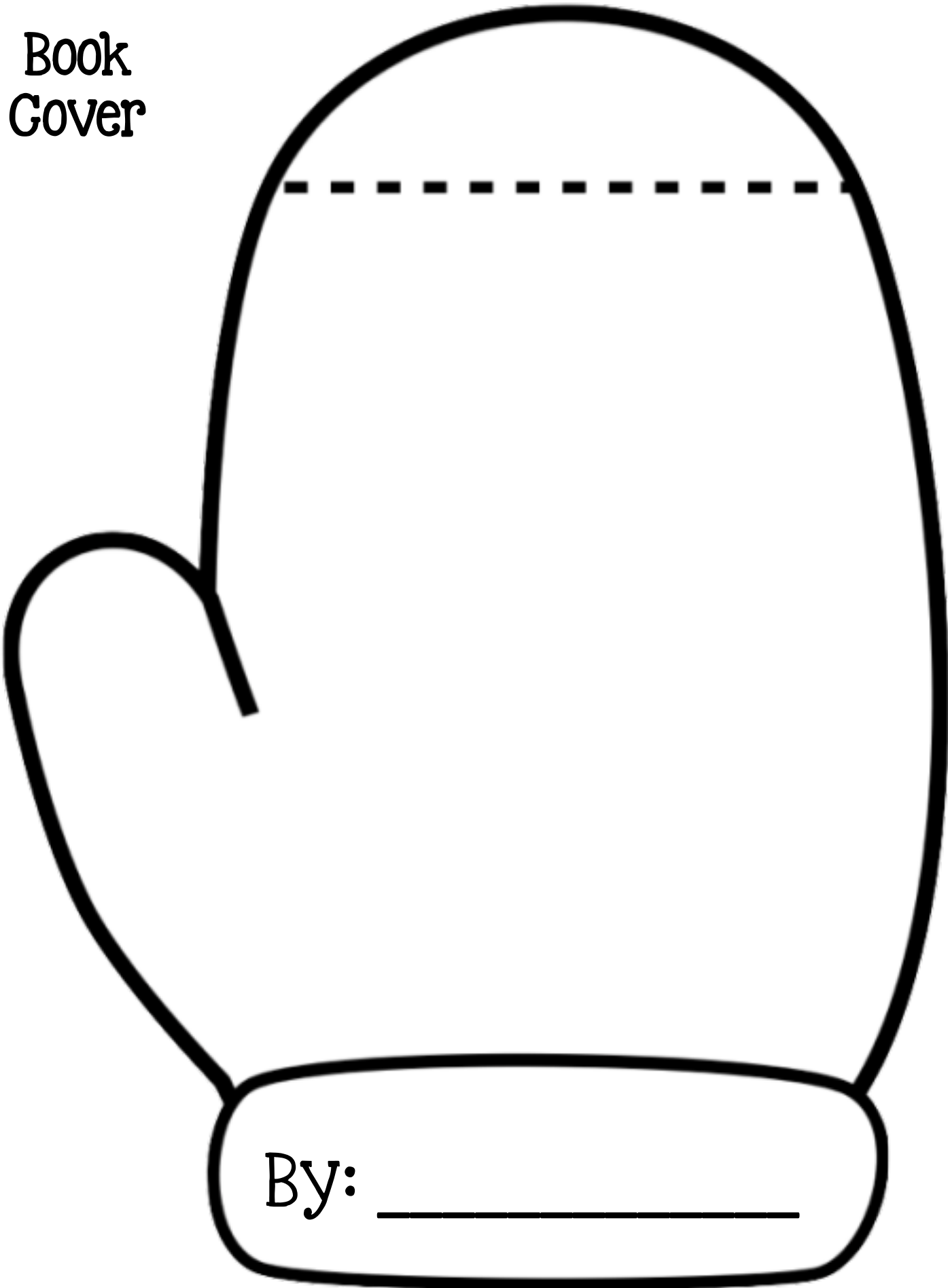
### **Comparing Stories**


Together read another version of The Mitten. As a group talk about how they are the same and different. Write your ideas on the chart






Book  
Cover








Name: \_\_\_\_\_

# Story Map

**Book:** \_\_\_\_\_

**Author:** \_\_\_\_\_



Main Character

Setting


Beginning

Middle

End



Name: \_\_\_\_\_



# Story Map

**Book:** \_\_\_\_\_

**Author:** \_\_\_\_\_

Main Character

Setting

Problem

Solution



Nicki wanted his Baba to knit  
him some wool mittens as  
white as the snow.

Nicki lost one of his mittens  
outside in the snow.

A tired mole crawled into the  
cozy and warm mitten.

A snowshoe rabbit wiggled  
into the mitten feet first.

A hedgehog moved into the  
mitten to get warm.

A big owl who saw all the  
commotion decided to move in  
to the mitten.

A badger appeared, eyed the  
mitten and climbed in.

A fox trotting by saw the  
cozy mitten, felt drowsy,  
poked his nose in and wanted  
to stay.

A great lumbering bear spied  
the mitten and didn't want  
to be left out so he nosed his  
way in.

A meadow mouse wriggled in  
and onto the nose of the  
great bear.

Tickled by the meadow  
mouse, the great bear  
sneezed and shot the mitten  
up into the winter sky.

Nicki saw a white shape  
blowing in the wind and  
realized it was his lost  
mitten.

A meadow mouse wriggled in  
and onto the nose of the  
great bear.

Tickled by the meadow  
mouse, the great bear  
sneezed and shot the mitten  
up into the winter sky.

Nicki saw a white shape  
blowing in the wind and  
realized it was his lost  
mitten.

Nicki went home to Baba and  
she wondered why his  
mittens were two different  
sizes!

A black and white line drawing of a cartoon rabbit. The rabbit is sitting on a cloud-like shape, looking upwards with its mouth open in a happy expression. It has long, upright ears and whiskers. The drawing is simple and suitable for coloring.

## A black and white line drawing of a cartoon rabbit. The rabbit is sitting on a cloud-like shape, looking upwards with its mouth open in a happy expression. It has long, upright ears and whiskers. The drawing is simple and stylized, suitable for coloring.

boy

mitten

badger

hedgehog

grandmother

home

sky

wool

knit

discover

hop

wiggle

disappear

swoop

grumble

scatter

cozy

wet

shiny


plump


enormous

white

new

warm



A handwriting practice sheet featuring four sets of horizontal lines. Each set consists of three lines: a solid top line, a dashed middle line, and a solid bottom line, providing a guide for letter height and placement.



Name \_\_\_\_\_

Nicki and his grandmother didn't know what happened to the mitten. They just saw that it was bigger than the other one. What do you think they thought might have happened? Be creative!





Name \_\_\_\_\_

# Your Very Own Hand-Knitted Mittens

Nicki's Baba made his snow white mittens because that is what he wanted. What color or design of mittens would you want someone to knit for you? Draw a picture below and write about what they look like.

Four sets of primary-ruled lines for writing, each consisting of a solid top line, a dashed middle line, and a solid bottom line.





Handwriting practice lines consisting of 10 rows. Each row is defined by a solid top line, a dashed middle line, and a solid bottom line.





Name: \_\_\_\_\_

# Visualizing

**Directions:** Below, copy the descriptive sentence from the card. Next, draw a picture to show what you see in your mind as you read those words.

The passage says:

---

---

---

---

Show what you visualize as you read the words:





Name: \_\_\_\_\_

## New Words

**Directions:** Find three new words in the book.  
Write them below. Tell what the word means.  
Draw a picture to show the word.

Word & Meaning	Picture





Name: \_\_\_\_\_

# Comparing Stories

**Directions:** Read another version of the Ukrainian folktale about The Mitten. Find ways that the stories are alike and ways that they are different.

	<u>The Mitten</u> by Jan Brett	<u>The Mitten</u> by _____
Characters		
Setting		
Problem		
Solution		
Other Details		



# Comparing Stories



The Mitten  
by Jan Brett

The Mitten  
by \_\_\_\_\_

Characters

Setting

Problem

Solution

Other  
Details



[illegible]



Name: \_\_\_\_\_

Handwriting practice lines consisting of 10 sets of three horizontal lines (top, middle, and bottom) for letter formation.



# The Mitten

By Jan Brett



# The Mitten

By Jan Brett

