




Name: _____



Write it, Read it, Draw it!

--	--	--	--	--	--	--	--	--

1. Cut out the words.
2. Make a sentence.
3. Glue the words in order.
4. Write the sentence.
5. Draw a matching picture.





--

© www.thecurriculumcorner.com

my	a	friend	special	I	Valentine	gave	very	.
----	---	--------	---------	---	-----------	------	------	---


Name: _____



Write it, Read it, Draw it!

--	--	--	--	--	--	--	--	--



1. Cut out the words.
2. Make a sentence.
3. Glue the words in order.
4. Write the sentence.
5. Draw a matching picture.



--

Are	a	to	Valentine	we	party	have	?	going
-----	---	----	-----------	----	-------	------	---	-------



Name: _____



Write it, Read it, Draw it!

--	--	--	--	--	--	--	--	--



1. Cut out the words.
2. Make a sentence.
3. Glue the words in order.
4. Write the sentence.
5. Draw a matching picture.



--

much	believe	ate	how	candy	!	I	can't	I
------	---------	-----	-----	-------	---	---	-------	---


Name: _____



Write it, Read it, Draw it!

--	--	--	--	--	--	--	--	--



1. Cut out the words.
2. Make a sentence.
3. Glue the words in order.
4. Write the sentence.
5. Draw a matching picture.



--

the	teacher's	take	the	Valentine	desk	.	Please	to
-----	-----------	------	-----	-----------	------	---	--------	----


Name: _____



Write it, Read it, Draw it!

--	--	--	--	--	--	--	--	--



1. Cut out the words.
2. Make a sentence.
3. Glue the words in order.
4. Write the sentence.
5. Draw a matching picture.



--

Did	box	her	chocolate	?	of	give	a	you
-----	-----	-----	-----------	---	----	------	---	-----


Name: _____



Write it, Read it, Draw it!

--	--	--	--	--	--	--	--	--



1. Cut out the words.
2. Make a sentence.
3. Glue the words in order.
4. Write the sentence.
5. Draw a matching picture.



--

roses	My	pink	!	dad	dozen	gave	a	me
-------	----	------	---	-----	-------	------	---	----


Name: _____



Write it, Read it, Draw it!

--	--	--	--	--	--	--	--	--



1. Cut out the words.
2. Make a sentence.
3. Glue the words in order.
4. Write the sentence.
5. Draw a matching picture.



--

drew	.	Valentine	She	on	card	hearts	her	red
------	---	-----------	-----	----	------	--------	-----	-----



Name: _____



Write it, Read it, Draw it!

--	--	--	--	--	--	--	--	--

1. Cut out the words.
2. Make a sentence.
3. Glue the words in order.
4. Write the sentence.
5. Draw a matching picture.





--

pass	Valentine	today	you	your	?	cards	Did	out
------	-----------	-------	-----	------	---	-------	-----	-----

Sentence Key:

- I gave my friend a very special Valentine.
- Are we going to have a Valentine party?
- I can't believe how much candy I ate!
- Please take the Valentine to the teacher's desk.
- Did you give her a box of chocolate?
- My dad gave me a dozen pink roses!
- She drew red hearts on her Valentine card.
- Did you pass out your Valentine cards today?


Name: _____



Write it, Read it, Draw it!

--	--	--	--	--	--	--	--	--

1. Cut out the words.
2. Make a sentence.
3. Glue the words in order.
4. Write the sentence.
5. Draw a matching picture.



--

--	--	--	--	--	--	--	--	--