

apple

tree

pick

climb

core

branch

bushel

apple
cider

pie

wagon

seeds


ladder

orchard

tractor

grow

plant



Will

help

you

me

pick

some

apples

?

How

many

apples

did

you

pick

?

I

had

fun

picking

apples

with

you

!

We

will

work

together

to

bake

a

pie

.

We will go to the apple orchard with our friends.

Can you help me reach that apple?

Be careful when you climb the ladder!

We will have apple cider and cookies.

I picked so many
apples today!

Do you want to pick 8 red
apples and 6 green apples?

I would like to work
together to pick the apples.

The bushel of apples
is so heavy!

Will you pull the
wagon for me?

The seeds will grow
into apple trees.

We will drink apple
cider tonight.

How many apples did
you pick today?

Task Card #1

Pick a book
from the
basket to read
with a partner.



Task Card #2



Practice
reading the
fluency strips.

Task Card #3

Write an apple picking story using words from the stack.



Task Card #4

Make your own apple word cards. Add two new words and pictures to the word card collection.




Task Card #5



Draw a picture of a trip to the apple orchard. Label the picture using words you find on the word cards.

Task Card #6

Create categories



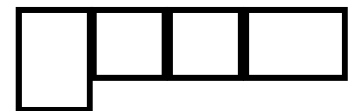
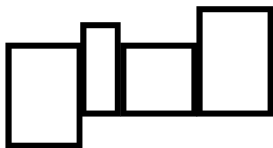
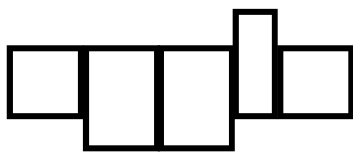

for the word cards.

Decide on a way to sort the words and put each into the correct group.

Name: _____

Write the Words

Directions: Write each word in the space for its shape.



orchard

grow

seeds

apple

tree

pick


branch

bushel

climb

Name: _____

Write the Room




1.

2.

3.


4.

5.



Name: _____

Write the Room



1. _____ 6. _____

2. _____ 7. _____


3. _____ 8. _____

4. _____ 9. _____

5. _____ 10. _____

Name: _____

ABC Order



1.

2.


3.

4.

5.

Name: _____

ABC Order



1. _____ 6. _____

2. _____ 7. _____

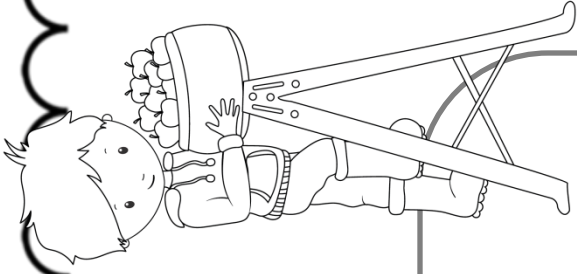
3. _____ 8. _____

4. _____ 9. _____


5. _____ 10. _____

Name: _____


Show Meaning




My sentence is: _____



© www.thecurriculumcorner.com



© www.thecurriculumcorner.com



Handwriting practice lines consisting of 18 horizontal lines. The first three lines are grouped together, followed by a gap, then another group of three lines, followed by a gap, and finally a group of three lines at the bottom of the main writing area.

Name: _____



© www.thecurriculumcorner.com