



flashlight

raccoon

compass

hot  
chocolate

tree

sign

tent

lantern

trail

moon






campfire

marshmallows

hike

stars





Will

you

come

camping

with

me

?

How

many

fish

did

you

catch

?



I

love

cooking

over

the

campfire

!



We

will

take

a

long

hike

.

We will go camping  
with our friends.

Can you help me put  
up the tent?

Be careful not to burn  
your marshmallow!

We will have hot dogs  
for dinner tonight.



The hike was so  
much fun!

Did you see the deer run  
through the meadow?

Do you know where my  
flashlight is?

The moon is so bright  
tonight!

Will you sleep in a  
cabin or in a tent?

I saw an owl in the  
tree last night.

Use the compass to  
help you find your way.

Do you know where  
the map is?



# Task Card #1

Pick a book from  
the basket to read  
with a partner.



# Task Card #2

Practice reading the  
fluency strips.



## **Task Card #3**

Write a camping story using words from the stack.



## **Task Card #4**

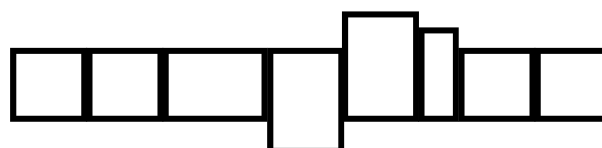
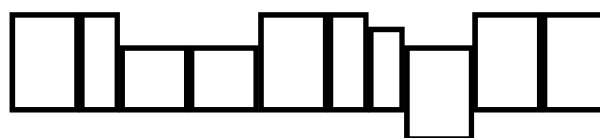
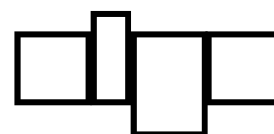
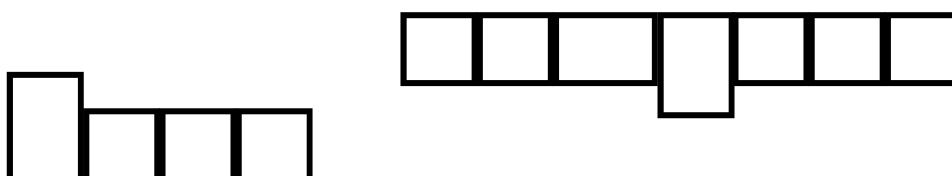
Make your own camping word cards. Add two new words and pictures to the word card collection.



Name: \_\_\_\_\_

# Write the Words

Directions: Write each word in the space for its shape.



campfire  
sign


tree  
tent

flashlight  
trail

compass

hike

raccoon



Name: \_\_\_\_\_

# Write the Room



1.

\_\_\_\_\_

\_\_\_\_\_

\_\_\_\_\_

2.

\_\_\_\_\_

\_\_\_\_\_

\_\_\_\_\_

3.

\_\_\_\_\_

\_\_\_\_\_

\_\_\_\_\_

4.

\_\_\_\_\_

\_\_\_\_\_


\_\_\_\_\_

5.

\_\_\_\_\_

\_\_\_\_\_

\_\_\_\_\_





Name: \_\_\_\_\_

# Write the Room



1. \_\_\_\_\_

6. \_\_\_\_\_

2. \_\_\_\_\_

7. \_\_\_\_\_

3. \_\_\_\_\_


8. \_\_\_\_\_

4. \_\_\_\_\_

9. \_\_\_\_\_

5. \_\_\_\_\_

10. \_\_\_\_\_



Name: \_\_\_\_\_

# ABC Order



1.

\_\_\_\_\_

\_\_\_\_\_

\_\_\_\_\_

2.

\_\_\_\_\_

\_\_\_\_\_

\_\_\_\_\_

3.

\_\_\_\_\_

\_\_\_\_\_

\_\_\_\_\_

4.

\_\_\_\_\_

\_\_\_\_\_


\_\_\_\_\_

5.

\_\_\_\_\_

\_\_\_\_\_

\_\_\_\_\_





Name: \_\_\_\_\_

# ABC Order



1. \_\_\_\_\_

6. \_\_\_\_\_

2. \_\_\_\_\_

7. \_\_\_\_\_

3. \_\_\_\_\_


8. \_\_\_\_\_

4. \_\_\_\_\_

9. \_\_\_\_\_

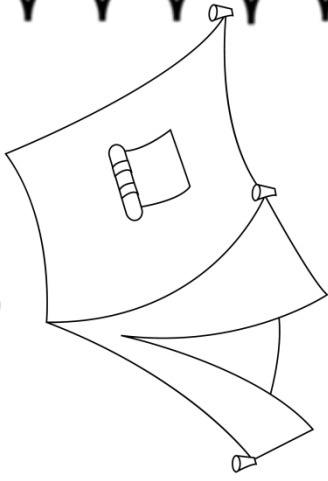
5. \_\_\_\_\_

10. \_\_\_\_\_



Name: \_\_\_\_\_

# Show Meaning




A large, empty rectangular box with rounded corners, intended for a drawing or illustration.

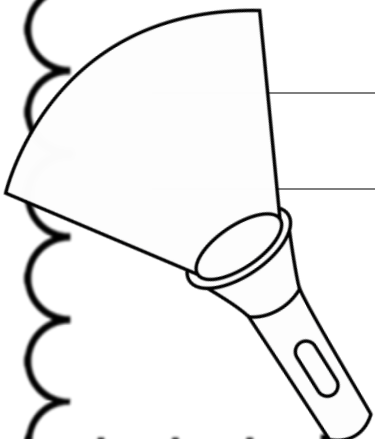

My sentence is: \_\_\_\_\_

\_\_\_\_\_

\_\_\_\_\_







Name: \_\_\_\_\_