

barn

pie

sign

pumpkin

wagon

barrel

leaf

tree

caramel
apple

corn

leaves








sunflower

owl

farmer

apples

hay



When

are

you

going

to

patch

pumpkin

the

?

Did

you

rake

all

the

leaves

?

I

ate

pumpkin

pie

and

a

!

caramel

apple

We

took

a

ride

in

the

hay

wagon

.

The

farmer

put

the

corn

in

the

barn

.

Please

put

the

pumpkin

in

the

barrel

.

Each year we go to
the pumpkin patch with
our family.

Can you help me pick
a pumpkin?

That pumpkin is too
big!

We will have pumpkin
pie with ice cream.

We chose the
biggest pumpkin to
take home!

Should we rake the
leaves today?

The farmer drove
the tractor into the
barn.

Did you see the sign
pointing to the
pumpkins?

The wagon was filled
with hay and
pumpkins.

Put the sunflower in
the vase.

Was the owl in the
big oak tree?

My brother and I get
to pick apples today!

Task Card #1

Pick a fall book
from the
basket to read
with a partner.



Task Card #2



Practice
reading the
fall sentences.

Task Card #3

Write a pumpkin patch story using some of the words from the stack.



Task Card #4



Put the word cards in ABC order.

Task Card #5



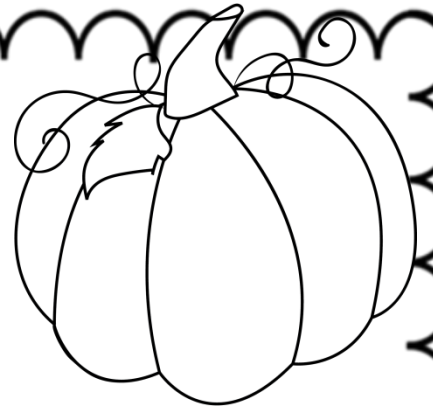
Draw a picture of a trip to a pumpkin patch. Label the picture using words you find on the word cards.

Task Card #6

Create sentences that make sense from the word cards in the envelopes.



Name: _____



Write the Room


1.

2.


3.

4.

5.



Name: _____



Write the Room

1. _____ 6. _____

2. _____ 7. _____


3. _____ 8. _____

4. _____ 9. _____

5. _____ 10. _____



Name: _____



ABC Order

1.

2.

3.

4.

5.

Name: _____



ABC Order

1. _____

6. _____

2. _____

7. _____

3. _____

8. _____


4. _____

9. _____

5. _____

10. _____

Name: _____



Fall Sentences

1.

Handwriting practice lines for sentence 1, consisting of a solid top line, a dashed middle line, and a solid bottom line.

2.

Handwriting practice lines for sentence 2, consisting of a solid top line, a dashed middle line, and a solid bottom line.

3.

Handwriting practice lines for sentence 3, consisting of a solid top line, a dashed middle line, and a solid bottom line.

Name: _____



Fall Sentences

4.

Four sets of primary writing lines (top solid, middle dashed, bottom solid) for sentence practice.

5.


Four sets of primary writing lines (top solid, middle dashed, bottom solid) for sentence practice.

6.

Four sets of primary writing lines (top solid, middle dashed, bottom solid) for sentence practice.

Name: _____

Show Meaning

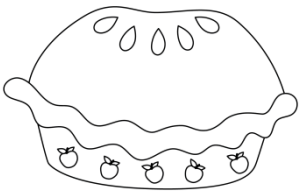



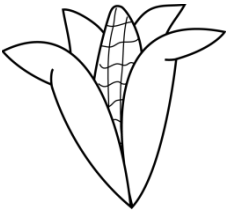
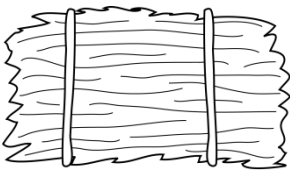


A large, empty rectangular box with rounded corners, intended for drawing or writing.

My sentence is: _____

Name: _____

Spelling Fall Words

Word	Circle the letters.	Write it.
	<i>b p a</i> <i>m i e</i>	_____ _____ _____
	<i>b m r</i> <i>p a n</i>	_____ _____ _____
	<i>d e a</i> <i>l i f</i>	_____ _____ _____
	<i>t c e</i> <i>r e i</i>	_____ _____ _____
	<i>c k n</i> <i>o r a</i>	_____ _____ _____
	<i>g a y</i> <i>h e l</i>	_____ _____ _____




A series of horizontal lines for writing, spanning the width of the page. There are 15 lines in total, starting from the top and ending near the bottom.

Name: _____




A series of horizontal lines for writing, spanning the width of the page. There are 15 lines in total, starting from the top left and ending near the bottom right, leaving space for a name label at the bottom.

Name: _____



A series of horizontal lines for writing, spanning most of the page width. There are 15 lines in total, starting from the top left and ending at the bottom left, just above the 'Name:' label.

Name: _____



© www.thecurriculumcorner.com