

tractor

hay

truck

dog

barn

corn

farmer

scarecrow



fence

shovel

pig







cow



horse

chicken

wagon

sheep





Let's

go

to

the

farm

today

!

The

farmer

will

work

hard

today

.



Don't

forget

to

feed

the

animals

.



How

many

black

cows

do

you

see

?

We will go on a tour of  
the farm with our class.

Can you help me feed  
the animals in the barn?

The horse likes to  
have his hair brushed.

Do you see the pigs  
playing in the messy  
mud?

Don't forget to close the gate so the animals don't get out!

The farmer worked to carry the hay into the barn.

I will help the farmer paint the barn red.

I needed more corn in my bucket to feed the chickens.

There are four horses  
running in the field.


The rooster starting  
crowing early in the  
morning.

I like listening to all of  
the animals on the  
farm.


There is a lot of work  
to do on a farm!

# Task Card #1

Pick a book  
from the  
basket to read  
with a partner.



# Task Card #2



Practice  
reading the  
fluency strips.

## **Task Card #3**

Write a farm story  
using words  
from the  
stack.




## **Task Card #4**



Make your own farm  
word cards. Add two new  
words and pictures to  
the word card collection.


## **Task Card #5**

Draw a picture of a trip to the farm. Label the picture using words you find on the word cards.



## **Task Card #6**

Create categories for the word cards.



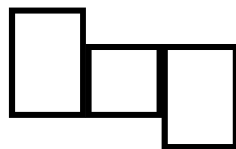
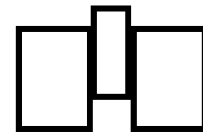
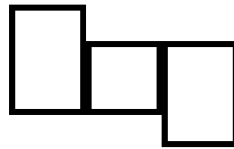
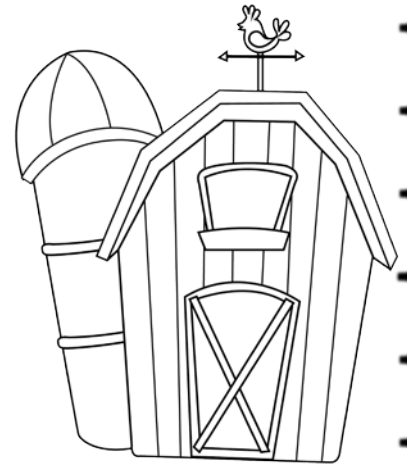
Decide on a way to sort the words and put each into the correct group.



Name: \_\_\_\_\_

# Write the Words

Directions: Write each word in the space for its shape.




farm  
tractor  
dog

animals  
pig  
corn

hay  
truck  
farmer

Name: \_\_\_\_\_



# Write the Room

1.

\_\_\_\_\_

-----

\_\_\_\_\_

2.

\_\_\_\_\_

-----

\_\_\_\_\_

3.

\_\_\_\_\_

-----

\_\_\_\_\_

4.

\_\_\_\_\_

-----

\_\_\_\_\_

5.

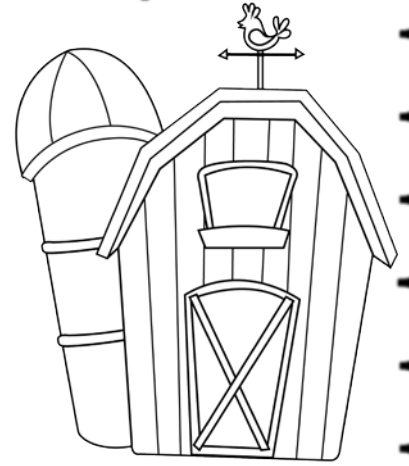
\_\_\_\_\_

-----

\_\_\_\_\_

Name: \_\_\_\_\_

# Write the Room



1. \_\_\_\_\_

6. \_\_\_\_\_

2. \_\_\_\_\_

7. \_\_\_\_\_

3. \_\_\_\_\_

8. \_\_\_\_\_

4. \_\_\_\_\_

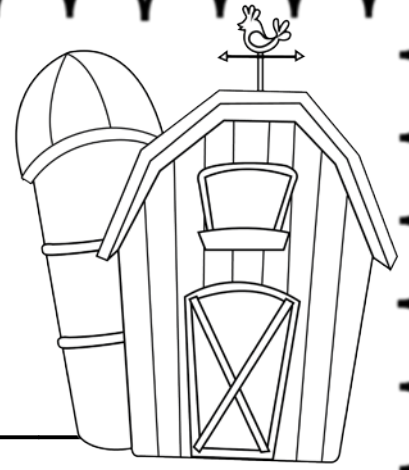
9. \_\_\_\_\_

5. \_\_\_\_\_

10. \_\_\_\_\_

Name: \_\_\_\_\_

# ABC Order



1. \_\_\_\_\_  
\_\_\_\_\_  
\_\_\_\_\_

2. \_\_\_\_\_  
\_\_\_\_\_  
\_\_\_\_\_


3. \_\_\_\_\_  
\_\_\_\_\_  
\_\_\_\_\_

4. \_\_\_\_\_  
\_\_\_\_\_  
\_\_\_\_\_

5. \_\_\_\_\_  
\_\_\_\_\_  
\_\_\_\_\_

Name: \_\_\_\_\_

# ABC Order



1. \_\_\_\_\_

6. \_\_\_\_\_

2. \_\_\_\_\_

7. \_\_\_\_\_

3. \_\_\_\_\_

8. \_\_\_\_\_

4. \_\_\_\_\_

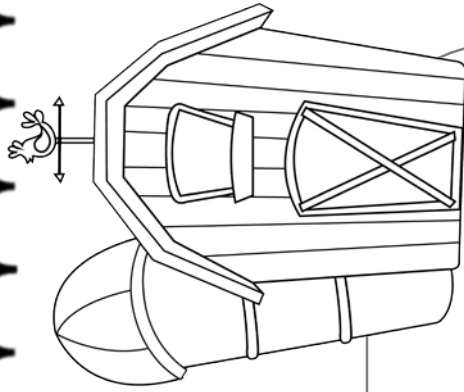
9. \_\_\_\_\_

5. \_\_\_\_\_

10. \_\_\_\_\_

Name: \_\_\_\_\_

# Show Meaning




A large, empty rectangular box with rounded corners, intended for a drawing or illustration related to the word 'Show'.

My sentence is: \_\_\_\_\_


\_\_\_\_\_

\_\_\_\_\_




Name: \_\_\_\_\_






Name: \_\_\_\_\_



Name: \_\_\_\_\_



© www.thecurriculumcorner.com