

plant

seed

sprout


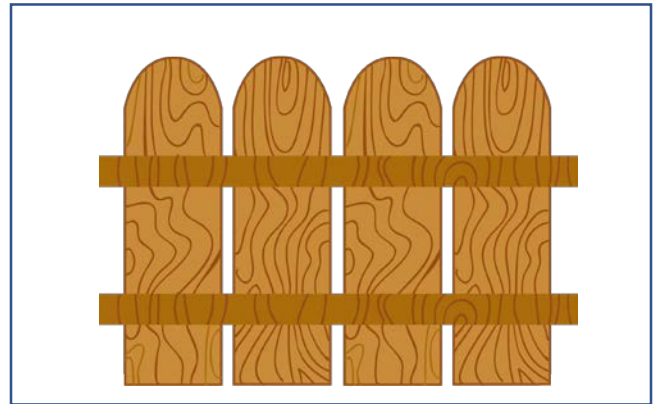


seedling

bud

bloom

sun

rain



water

hose

worm




fence

boots

wheelbarrow

shovel

watering
can



Do

you

know

when

we

will

plant

flowers

?

The

rain

will

help

the

seeds

sprout

.

We

were

muddy

after

we

worked

in

the

garden

.

There

were

eight

roses

growing

in


the

garden


.

Name: _____

Sentence Scramble



My sentence is:



Name: _____

Sentence Scramble

1.

2.

3.

4.

5.

Why do people plant gardens? Some people like to look at different plants and flowers. Other people plant fruits and vegetables so they can grow fresh food.

It is important to plan your garden before you start. Think about how much sun your plants need and how they will get water.

Be sure to plant your seeds at the right time of the year. You don't want to plant your garden when it is still too cold outside!

Follow the directions on your seed packets as you plant them. Some seeds need to be spaced farther apart than others. Some seeds need to be planted deeper in the ground than others.

Our class planted a garden. We are growing tomatoes, strawberries and flowers.

We will take turns watering the plants. We will also need to pull weeds to keep our garden healthy.

We are excited to pick the tomatoes and strawberries when they are ripe.

It has been fun to plan and plant a garden. I want to make one at my house, too!

Where can we buy the supplies
to make our own garden?

Wow! I didn't realized how
much work a garden would be.

After we plant the seeds,
how long will we have to wait
before they sprout?

I see the seeds sprouting
out of the ground!


Task Card #1

Pick a book from
the basket to
read
with a partner.



Task Card #2

Practice
reading the
fluency strips.



Task Card #3

Write what you know
about gardens. Use
the word cards to
help you.




Task Card #4

Make your own
garden word cards. Add
two new words and
pictures to the word
card collection.


Task Card #5

Label a picture of a flower. Use the word cards to help you. Can you add interesting facts about flowers to your picture?



Task Card #6

Create categories for the word cards. Decide on a way to sort the words and put each into the group where they belong.



Task Card #7

Use words for the card stack to write your own gardening story.



Task Card #8



Draw a picture of a gardening memory you have. Label your picture with gardening words that fit your memory.

Name: _____

Syllable Sort

Directions: Sort the word cards by thinking about the syllables in each word. Write them in the correct box.

Words with 1 Syllable	
Words with 2 Syllables	
Words with 3 Syllables	

Name: _____

Vowels & Consonants

Directions: Pick a card. Write the word on the line. Write the number of vowels and consonants in each word.

1. _____
2. _____
3. _____
4. _____
5. _____
6. _____
7. _____
8. _____







Vowels	Consonants

Name: _____

Roll & Write



Roll the dice. Write the word that matches the number you roll.

 seed		
 flower		
 plant		
 dirt		
 garden		
 rain		

Name: _____

The word is: **garden**

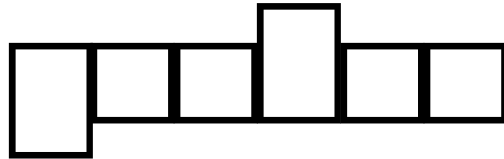


Draw a picture.

Write the word.

garden

Show the shape.



Unscramble the sentence.

--	--	--	--

©www.thecurriculumcorner.com

garden.	plant	a	Let's
---------	-------	---	-------

Name: _____

The word is: **flower**



Draw a picture.

Write the word.

flower

Show the shape.



Unscramble the sentence.

--	--	--	--

©www.thecurriculumcorner.com

see	I	a	flower.
-----	---	---	---------

Name: _____



Making Words

Directions: How many words can you make from the letters in GARDENING? Cut out the letters below and use them to create smaller words. Write the words on the lines below.

1. _____ 9. _____

2. _____ 10. _____

3. _____ 11. _____

4. _____ 12. _____

5. _____ 13. _____

6. _____ 14. _____

7. _____ 15. _____

8. _____ 16. _____

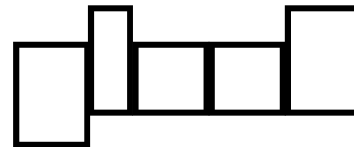
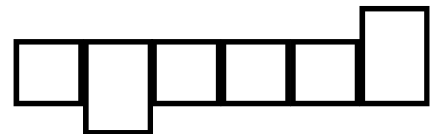
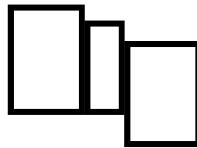
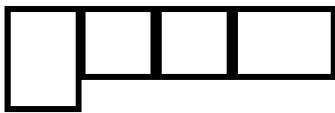
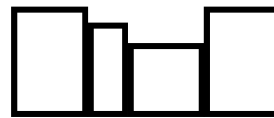
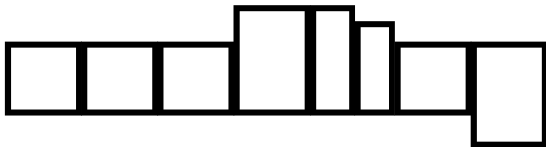
©www.thecurriculumcorner.com

G	A	R	D	E	N	I	N	G
---	---	---	---	---	---	---	---	---

Name: _____

Write the Words

Directions: Write each word in the space for its shape.



seed grow plant
dirt dig sprout
seedling bloom shovel

Name: _____



Write the Room

1.

2.

3.

4.

5.

Name: _____

Write the Room



1. _____

6. _____

2. _____

7. _____

3. _____

8. _____

4. _____

9. _____

5. _____

10. _____

Name: _____

ABC Order



1.

2.

3.

4.

5.

Name: _____

ABC Order



1. _____

6. _____

2. _____

7. _____

3. _____

8. _____

4. _____


9. _____

5. _____

10. _____

Name: _____

Show Meaning



A large, empty rectangular box with rounded corners, intended for drawing or writing.


My sentence is: _____



Handwriting practice lines consisting of 15 horizontal lines, each preceded by a dashed midline, for tracing and letter formation.

Name: _____

© www.thecurriculumcorner.com



© www.thecurriculumcorner.com