

gingerbread
boy

gingerbread
house

candy
cane


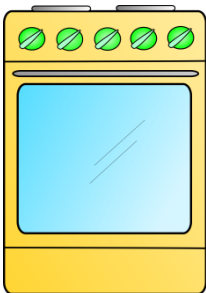


cookies

fox

pig

candy

milk



rolling
pin

bake

mix







icing

run

cow

oven

river



Will

you

bake

cookies

with

me

?

How

many

men

gingerbread

ran

away

?

I

love

decorating

gingerbread

!

together

cookies

We

will

find

the

gingerbread

missing

cookies

.

The man and woman
baked a gingerbread boy.

Can you help me
decorate the cookies?

Be careful not to burn
the cookies!

The gingerbread girl had
hair made of yellow icing.

I love to bake with you!

Did you see the gingerbread
cookie run out the door?

Do you know where the candy
is to decorate the cookies?

We made so many
cookies together!

Will you read this gingerbread story or the other one?

I saw a new gingerbread book at the library.

Use the spoon to mix the cookie dough.

Do you know where the gingerbread boy went?

Task Card #1



Pick a book from
the basket to read
with a partner.



Task Card #2



Practice
reading the
fluency strips.

Task Card #3

Write your own
gingerbread
story using
words from the
stack.



Task Card #4



Make your own
gingerbread word cards.
Add two new words and
pictures to the word
card collection.

Task Card #5

Sort the words into groups. Tell a friend how you chose to sort the words.



Task Card #6



Find a partner.

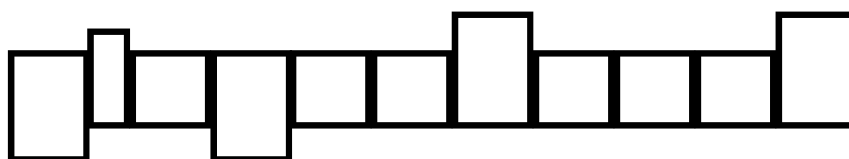
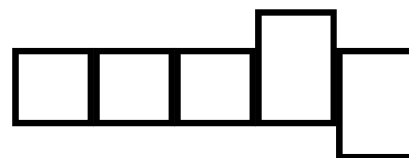
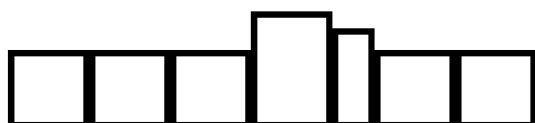
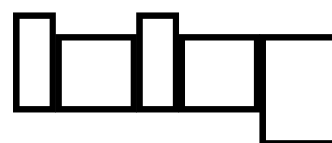
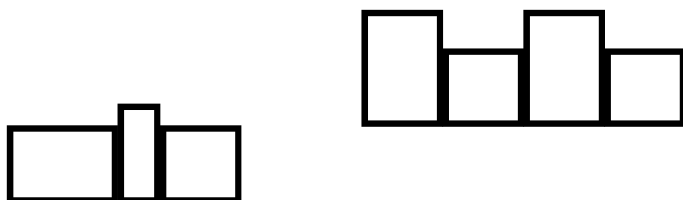


Take turns acting out and guessing the words.

Name: _____

Write the Words

Directions: Write each word in the space for its shape.



cookies

fox

candy


milk

bake

mix


gingerbread

icing



Name: _____

Write the Room



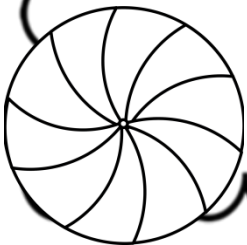
1.

2.

3.


4.

5.



Name: _____

Write the Room



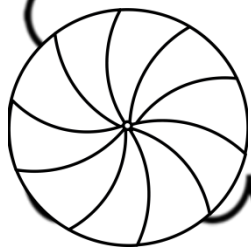
1. _____ 6. _____

2. _____ 7. _____


3. _____ 8. _____

4. _____ 9. _____

5. _____ 10. _____



Name: _____



ABC Order



1.


2.

3.

4.

5.

Name: _____



ABC Order



1. _____ 6. _____

2. _____ 7. _____

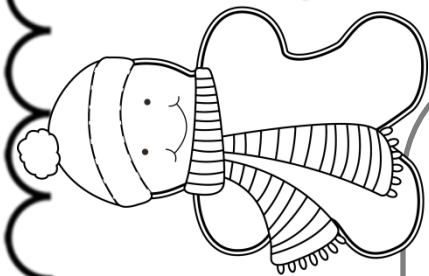
3. _____ 8. _____

4. _____ 9. _____


5. _____ 10. _____

Name: _____

Show Meaning




My sentence is: _____



© www.thecurriculumcorner.com



Name: _____



Name: _____