

gingerbread
boy

© www.thecurriculumcorner.com

gingerbread
house

© www.thecurriculumcorner.com

gingerbread
girl

© www.thecurriculumcorner.com

cookie

© www.thecurriculumcorner.com

milk

© www.thecurriculumcorner.com

hot
chocolate

© www.thecurriculumcorner.com

candy
cane

© www.thecurriculumcorner.com

peppermint

© www.thecurriculumcorner.com

marshmallow

© www.thecurriculumcorner.com

sprinkles

© www.thecurriculumcorner.com

bake

© www.thecurriculumcorner.com

stir

© www.thecurriculumcorner.com

whipped
cream

© www.thecurriculumcorner.com

icing

© www.thecurriculumcorner.com

mix

© www.thecurriculumcorner.com

oven

© www.thecurriculumcorner.com

measure

© www.thecurriculumcorner.com

roll

© www.thecurriculumcorner.com

decorate

© www.thecurriculumcorner.com

cookie
cutter

© www.thecurriculumcorner.com

candy

© www.thecurriculumcorner.com

recipe

© www.thecurriculumcorner.com

apron

© www.thecurriculumcorner.com

whisk

© www.thecurriculumcorner.com




© www.thecurriculumcorner.com



© www.thecurriculumcorner.com



© www.thecurriculumcorner.com




© www.thecurriculumcorner.com



© www.thecurriculumcorner.com




© www.thecurriculumcorner.com



© www.thecurriculumcorner.com



© www.thecurriculumcorner.com




© www.thecurriculumcorner.com



© www.thecurriculumcorner.com



© www.thecurriculumcorner.com



© www.thecurriculumcorner.com




© www.thecurriculumcorner.com



© www.thecurriculumcorner.com



© www.thecurriculumcorner.com



© www.thecurriculumcorner.com



© www.thecurriculumcorner.com



© www.thecurriculumcorner.com



© www.thecurriculumcorner.com



© www.thecurriculumcorner.com



© www.thecurriculumcorner.com



© www.thecurriculumcorner.com



© www.thecurriculumcorner.com



© www.thecurriculumcorner.com

What

should

we

bake

today

?

I

love

my

hot

marshmallows

in

chocolate

!

Will

you

help

me

decorate

the

cookies

?

They

chocolate

.

school

cookies

after

made

chip

Let's

use

the

red

icing

rainbow

.

and

sprinkles

Will you help me roll out the sugar cookie dough?

Let's each decorate a dozen cookies today.

Can we share the cookies with our neighbors?

Do you like sugar cookies or chocolate chip cookies better?

We need to buy vanilla and baking soda before we bake the cookies.

How many cookies can I have after school?

Will you put marshmallows or whipped cream on your hot chocolate?

I will mix the milk, cocoa and sugar to make the hot chocolate.

My mom said I can
make cookies to share
with my friends.

What ingredients do we
need to make
gingerbread cookies?

I love how you decorated
your gingerbread house!

The chocolate chip cookies
are best when they are
still warm and melty!

Task Card #1

Pick a book
from the
basket to read
with a partner.



© www.thecurriculumcorner.com

Task Card #2

Practice
reading the
fluency
strips.



© www.thecurriculumcorner.com

Task Card #3

Write a story about making a winter treat using the word cards.



© www.thecurriculumcorner.com

Task Card #4

Make your own winter treats word cards. Add two new words and pictures to the word card collection.



© www.thecurriculumcorner.com

Task Card #5

Draw a picture of you baking. Label the picture using words you find on the word cards.



Task Card #6

Create categories for the word cards. Decide on a way to sort the words and put each into the correct group.



Task Card #7

Sort the word cards by the number of syllables.



© www.thecurriculumcorner.com

Task Card #8

Put the words in ABC order.



© www.thecurriculumcorner.com

gingerbread
boy

© www.thecurriculumcorner.com

gingerbread
house

© www.thecurriculumcorner.com

gingerbread
girl

© www.thecurriculumcorner.com

cookie

© www.thecurriculumcorner.com

milk

© www.thecurriculumcorner.com

hot
chocolate

© www.thecurriculumcorner.com

candy
cane

© www.thecurriculumcorner.com

peppermint

© www.thecurriculumcorner.com

marshmallow

© www.thecurriculumcorner.com

whipped
cream

© www.thecurriculumcorner.com

sprinkles

© www.thecurriculumcorner.com

icing

© www.thecurriculumcorner.com

bake

© www.thecurriculumcorner.com

mix

© www.thecurriculumcorner.com

stir

© www.thecurriculumcorner.com

oven

© www.thecurriculumcorner.com

measure

© www.thecurriculumcorner.com

roll

© www.thecurriculumcorner.com

decorate

© www.thecurriculumcorner.com

cookie
cutter

© www.thecurriculumcorner.com

candy

© www.thecurriculumcorner.com

recipe

© www.thecurriculumcorner.com

apron

© www.thecurriculumcorner.com

whisk

© www.thecurriculumcorner.com




© www.thecurriculumcorner.com



© www.thecurriculumcorner.com



© www.thecurriculumcorner.com




© www.thecurriculumcorner.com



© www.thecurriculumcorner.com




© www.thecurriculumcorner.com



© www.thecurriculumcorner.com



© www.thecurriculumcorner.com




© www.thecurriculumcorner.com



© www.thecurriculumcorner.com



© www.thecurriculumcorner.com



© www.thecurriculumcorner.com



© www.thecurriculumcorner.com



© www.thecurriculumcorner.com



© www.thecurriculumcorner.com



© www.thecurriculumcorner.com



© www.thecurriculumcorner.com



© www.thecurriculumcorner.com



© www.thecurriculumcorner.com



© www.thecurriculumcorner.com



© www.thecurriculumcorner.com



© www.thecurriculumcorner.com



© www.thecurriculumcorner.com



© www.thecurriculumcorner.com

What

should

we

bake

today

?

I

love

my

hot

marshmallows

in

chocolate

!

Will

you

help

me

decorate

the

cookies

?

They

chocolate

.

school

cookies

after

made

chip

Let's

use

the

red

icing

rainbow

.

and

sprinkles

Will you help me roll out the sugar cookie dough?

Let's each decorate a dozen cookies today.

Can we share the cookies with our neighbors?

Do you like sugar cookies or chocolate chip cookies better?

We need to buy vanilla and baking soda before we bake the cookies.

How many cookies can I have after school?

Will you put marshmallows or whipped cream on your hot chocolate?

I will mix the milk, cocoa and sugar to make the hot chocolate.

My mom said I can
make cookies to share
with my friends.

What ingredients do we
need to make
gingerbread cookies?

I love how you decorated
your gingerbread house!

The chocolate chip cookies
are best when they are
still warm and melty!

Task Card #1

Pick a book
from the
basket to read
with a partner.



© www.thecurriculumcorner.com

Task Card #2

Practice
reading the
fluency
strips.



© www.thecurriculumcorner.com

Task Card #3

Write a story about making a winter treat using the word cards.



© www.thecurriculumcorner.com

Task Card #4

Make your own winter treats word cards. Add two new words and pictures to the word card collection.



© www.thecurriculumcorner.com

Task Card #5

Draw a picture of you baking. Label the picture using words you find on the word cards.



Task Card #6

Create categories for the word cards. Decide on a way to sort the words and put each into the correct group.



Task Card #7

Sort the word cards by the number of syllables.



© www.thecurriculumcorner.com

Task Card #8

Put the words in ABC order.



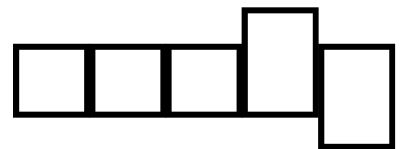
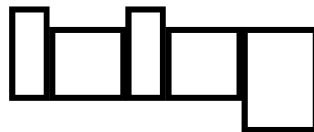
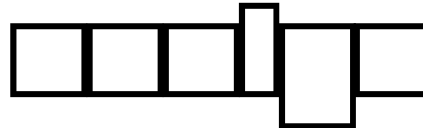
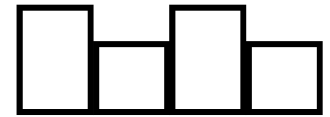
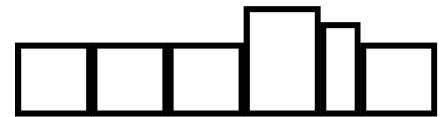
© www.thecurriculumcorner.com

Name: _____

Write the Words



Directions: Write each word in the space for its shape.



cookie

bake

mix

milk

icing

decorate

recipe

candy

measure

Name: _____

Write the Room



1.

2.

3.

4.

5.

Name: _____

Write the Room



1. _____

6. _____

2. _____

7. _____

3. _____

8. _____

4. _____

9. _____

5. _____

10. _____

Name: _____

ABC Order



1.

2.

3.

4.

5.

Name: _____

ABC Order



1. _____

6. _____

2. _____

7. _____

3. _____

8. _____

4. _____


9. _____

5. _____

10. _____

Name: _____

Show Meaning



A large, empty rounded rectangular box intended for the student to draw or write.

My sentence is: _____

Two horizontal lines provided for writing a sentence.



A series of horizontal lines for writing, starting from the top left and extending across the page. There are 15 lines in total, providing space for a student to write a story or answer questions.

Name: _____



A series of horizontal lines for writing, starting from the top and extending down to just above the 'Name:' label. There are 15 lines in total.

Name: _____

