

snow

snowman

snowflake

mitten

hat

sled

gloves

hot
cocoa

ice
skates

trees

coat







snow suit

sweater

ear muffs

scarf

boots



Do

you

want

?

to

help

me

a

build

snowman

I

went

down

sledding

big

the

hill

!

Put

on

your

winter

coat

.

and

mitten

My

sister

and

I

drank

.

hot

chocolate

We

work

to

together

make

a

snow

fort

.

We went outside to play
in the snow.

Does he have ice
skates?

She drank four cups of
hot cocoa!

Always wear your
snow boots.

The snowflake was
so pretty!

Did you see all the snow
on the trees?

My family likes to sled down
big hills.

Put on your scarf and
mittens.

Do you know how to
ice skate?

She wore fuzzy pink
ear muffs.

My brother lost his
gloves in the snow.

We built the biggest
best snowman ever!

Task Card 1



Pick a winter book from the basket to read with a partner.



Task Card 2



Practice reading the fluency sentences.

Task Card 3

Use words from
the stack to
write a snowy
story!



Task Card



Think of two new words
and make your own winter
word cards. Add your words
and pictures to the word
card collection.



Task Card 5

Draw a picture of a time you went sledding or built a snowman. Label the picture using words you find on the word cards.

Task Card



Create categories for the word cards. Decide on a way to sort the words and put each into the correct group.



Name: _____

Write the Room



1.

2.

3.

4.

5.

Name: _____

Write the Room



1. _____

6. _____

2. _____

7. _____

3. _____

8. _____

4. _____

9. _____

5. _____

10. _____

Name: _____

ABC Order



1.

2.

3.

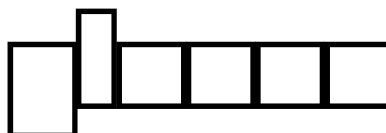

4.

5.

Name: _____

Write the Words

Directions: Write each word in the space for its shape.



snowman

sled

gloves

coat

mittens

ice

cocoa

hat

boots

Name: _____

ABC Order



1. _____

6. _____

2. _____

7. _____

3. _____

8. _____

4. _____


9. _____

5. _____

10. _____

Name: _____

Show Meaning



A large, empty rectangular box with rounded corners, intended for a drawing or illustration related to the word 'Show'.

My sentence is: _____

Name: _____

Syllable Sort

Directions: Sort the word cards by thinking about the syllables in each word.
Write them in the correct box.




Words with
1 Syllable

Words with
2 Syllables

Words with
3 Syllables

Name: _____



Vowels & Consonants

Directions: Pick a card. Write the word on the line. Write the number of vowels and consonants in each word.

1. _____

2. _____

3. _____

4. _____

5. _____

6. _____


7. _____

8. _____

Vowels

Consonants

Name: _____



Making Words

Directions: How many words can you make from the letters in SNOWFLAKE? Cut out the letters below and use them to create smaller words. Write the words on the lines below. If you think of more than 16, write them on the back!

1. _____ 9. _____

2. _____ 10. _____

3. _____ 11. _____

4. _____ 12. _____

5. _____ 13. _____


6. _____ 14. _____

7. _____ 15. _____

8. _____ 16. _____

S	N	O	W	F	L	A	K	E
---	---	---	---	---	---	---	---	---

Name: _____



Making Words

Directions: How many words can you make from the letters in SNOWFLAKE? Cut out the letters below and use them to create smaller words. Write the words on the lines below. If you think of more than 16, write them on the back!

1. _____ 9. _____

2. _____ 10. _____

3. _____ 11. _____

4. _____ 12. _____

5. _____ 13. _____

6. _____ 14. _____

7. _____ 15. _____

8. _____ 16. _____

I	C	E	S	K	A	T	E	S
---	---	---	---	---	---	---	---	---



Name: _____

Word Families

Directions: Look at the words in each house. Can you think of other words in the same word family? Write them inside the house.

snow

hat

sled

coat








Handwriting practice lines consisting of 15 horizontal lines.



Name: _____





Name: _____