

Meet Gail Gibbons

Some authors like to weave beautiful language together with facts. Instead of creating nonfiction books, they write literary nonfiction. This is a type of writing that is based on fact but tells a story. One famous author who writes in this manner is Gail Gibbons.

Gail was born in Oak Park, Illinois and was a very curious child. She became interested in books at a young age and would put together her own books in a creative way. At four she wrote her first book which she put together with yarn. When her kindergarten teacher recognized a talent in art, her parents signed her up for art lessons.

She attended the University of Illinois where she studied graphic design. When she graduated, she began doing artwork for television shows. She then moved to New York to work on the artwork for a children's show.

At one point, some children asked her if she ever thought of doing a book. She thought this was a great idea because of how much she loved making books as a child. As a result, Gail wrote her first book, Willy and his Wheel Wagon.

Her writing now requires her to find out facts about many different topics. She has found that it is best to get her information right from the source. Gail will often travel across the country to find the facts she is searching for. She loves getting to travel and meet people while she is researching for her books.

A very successful author, Gail has published over 170 books. She has illustrated over 100 books. Because of her writing ability, she has earned the Washington Post Children's Book Guild Award. This award was given to her for her contribution to nonfiction for children.

Gail is married to Kent Ancliffe. Together they have two adult children, Rebecca and Eric. Her daughter has two kids named Greta and Lorenzo. Gail also has two pets, a dog named Wilbur and a cat named Tigger.

Today she spends most of her time in Corinth, Vermont where she owns a farmhouse surrounded by sugar maple trees. (And even uses these trees to make maple syrup for the company she owns with her husband and friend: Goose Green Maple Syrup Company.) Other times she can be found at her cottage on Matinicus Island off the coast of Maine. This home was the inspiration for a book she wrote about Christmas on an island.

Her curiosity about the world when she was younger and her love of art have combined to make her a very successful literary nonfiction author and illustrator!



Name: _____

Character Traits: Gail Gibbons

Directions: After reading about Gail Gibbons, think about the characters traits she displays. Remember, there are what are inside a person, not outside.

Gail Gibbons

Name: _____

Gail Gibbons Noticings

I am looking though: _____

illustrations

words

features of informational text

page layout

Gail Gibbons

books contain facts

many about animals, plants, or other parts of nature

illustrations not photographs

labels pictures

does not indent paragraphs

nonfiction writing mixed with the telling of a story

title and author's name in all capital letters

sometimes puts multiple pictures on a page

sometimes she shares additional facts on the last page

often defines new words in her writing (says the word and then gives the definition as part of the sentence)

gives recognition to the expert who helped her with the facts (special thanks to)

shares "hot to" ideas to go with the book (example - how to dry your pumpkin seeds)

always has a simple picture on the back of the book to go with the topic - usually does not fill the space and never has words on the back

close-up pictures with labels

Name: _____

Just the Facts

I am reading:

What facts did you find in the book?

1.

2.

3.

4.

5.

Name: _____

Just the Facts

I am reading:

What facts did you find in the book? Use words and pictures.


1.

2.


3.

4.





My Gail Gibbons Encyclopedia




Name: _____



I am reading: _____







My Field Notes for



Name: _____





Field Notes - What I See

I am learning about: _____







Field Notes - Facts I Hear

I am learning about: _____



Field Notes - Beautiful Words to Use

I am learning about: _____



Field Notes

I am learning about: _____

What I See

What I Hear

Words to Use