



Spring Themed

**Writing
Tools
for
Intervention**

created by:
The Curriculum Corner

green

blue

pink

purple

yellow

red

colorful

orange

umbrella



boots




cloudy



sunny



windy



thunderstorm

rainy



rainbow




basket



chick



egg



flower



Easter Bunny



hatch



nest



bird





bird

frog



butterfly



dragonfly

bee



snail



plant



garden



leprechaun



gold



good
luck



pot
of gold







hat

shamrock



Irish





Name: _____



Pick three word cards
and write the words.

Write a sentence using your words.

Draw a picture to show your sentence.




Name: _____




Pick three word cards
and write the words.

Write a sentence using your words.



Draw a picture to show your sentence.



The garden is _____

The trees are _____

I see the birds _____

In the garden, I will _____

We went to the _____

We found a _____

It was a _____ day

I can't wait to _____

I will wish for _____

We will play _____

The _____ was loud.

I saw a _____

I saw the leprechaun

I hope I find ----- at
the end of the rainbow.

I found a -----

The pot of gold was -----

On the first day of
spring -----

The rain helped -----

At recess I will -----

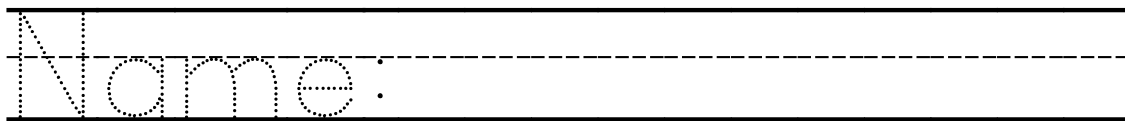
When it is warm
outside, I like to -----

One Easter, I will -----


The Easter Bunny -----

At the Easter egg
hunt -----


My chocolate bunny
was -----



Draw a picture to show your sentence.


A series of horizontal lines for handwriting practice. Each set consists of a solid top line, a dashed midline, and a solid bottom line. There are four such sets of lines arranged vertically.

Name: _____




The weather is getting warmer.

When I went outside I saw...


A series of horizontal lines for handwriting practice. It consists of three identical sets of lines. Each set includes a solid top line, a dashed middle line, and a solid bottom line, providing a guide for letter height and placement.

Name: _____




I helped my family plant the flowers.

Name: _____




I helped my family plant the
flowers.

flowers.




Name: _____




I went outside with my friends.

friends.


Name: _____



I went outside with my
friends.




Name: _____




I couldn't believe how many
birds I saw building nests!

Name: _____




I couldn't believe how many birds I saw building nests.

A series of horizontal lines for handwriting practice, consisting of three sets of solid top and bottom lines with a dashed middle line.


Name: _____

What can you do on St. Patrick's Day?

wear something green

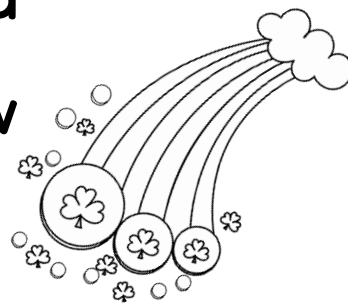


look for a
leprechaun



look for a
4-leaf clover

follow a
rainbow




On St. Patrick's Day, I like to

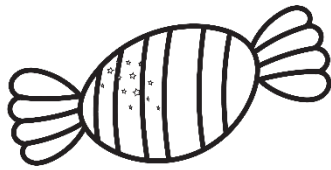

Name: _____

What can you do on Easter?

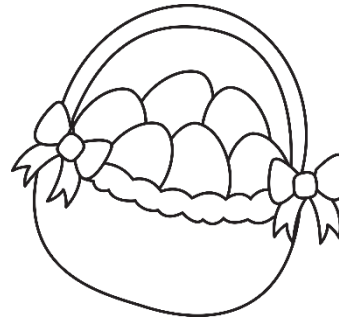
color Easter eggs



eat
carrots




eat candy



look for
Easter
eggs


On Easter, I like to

Name: _____




What can you do when it's spring?

play in
the rain



watch
butterflies



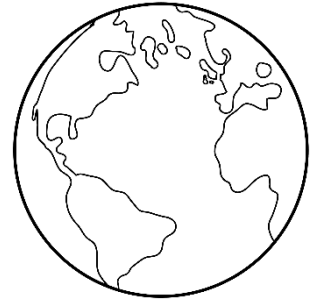
go on a
walk in
the
woods

plant a
garden





When it is spring, I will

Name: _____




What will you do on Earth Day?

plant a
tree



recycle



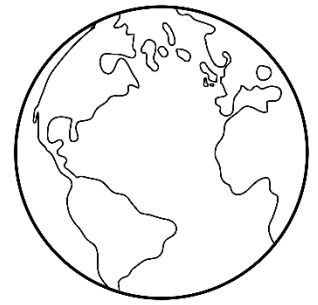
help build
a new
home

plant
flowers




On Earth Day, I will

Name: _____




Write a sentence to tell about the picture. You can use
the words at the top to help you.


Earth * help * girl
work * better



Earth * plant * tree
boy * grow




Name: _____




Write a sentence to tell about the picture. You can use
the words at the top to help you.


boots * rain * rainy
umbrella * wet * splash



flowers * grow * plant
water * sun



Name: _____




Write a sentence to sentence to tell about the picture.

You can use the words at the top to help you.


leprechaun * pot of gold
search * rainbow



clover * green * lucky
find * field



Name: _____




Write a sentence to tell about the picture. You can use
the words at the top to help you.


chick * hatch * yellow



Easter * bunny * hide
eggs




Name: _____



Write a sentence to tell about the picture. You can use the words at the top to help you.

butterfly * wings * fly



eggs * nest * hatch
birds



Name: _____




Write a sentence to tell about the picture. You can use the words at the top to help you.


thunderstorm * lightning
clouds * thunder



sun * bright * warm



Name: _____




We had fun last weekend.

First,

Next,

Last,

Name: _____




We planted a tree.

First,

Next,

Last,

Name: _____




We planted flowers.

First, _____

Next, _____

Last, _____

Name: _____




I am so excited for spring break!

First, _____

Next, _____

Last, _____

Name: _____




Spring break was fun!

First,

Next,

Last,

Name: _____




What did you see the
leprechaun do?

First, _____

Next, _____

Last, _____

Name: _____




We celebrated Easter.

First,

Next,

Last,

Name: _____




We celebrated Earth Day.

First,

Next,

Last,

Name: _____




We celebrated Mother's Day.

First, _____

Next, _____

Last, _____

Name: _____




We had a rainy spring day.

First, _____

Next, _____

Last, _____

Name: _____




The thunderstorm kept
us inside all day.

First,

Next,

Last,

Name: _____



The word is: **rain**

Draw a picture.

Write the word.

rain

Show the shape.




Unscramble the sentence.

--	--	--	--

©www.thecurriculumcorner.com

rain.	We	the	watched
-------	----	-----	---------

Name: _____



The word is: **tree**

Draw a picture.

Write the word.

tree

Show the shape.




Unscramble the sentence.

--	--	--	--

©www.thecurriculumcorner.com

will	grow.	The	tree
------	-------	-----	------

Name: _____



The word is: **flower**

Draw a picture.

Write the word.

flower

Show the shape.




Unscramble the sentence.

--	--	--	--

©www.thecurriculumcorner.com

will	flowers.	We	plant
------	----------	----	-------

Name: _____



The word is: **rainbow**

Draw a picture.

Write the word.

rainbow

Show the shape.




Unscramble the sentence.

--	--	--	--

©www.thecurriculumcorner.com

saw	I	rainbow.	a
-----	---	----------	---

Name: _____



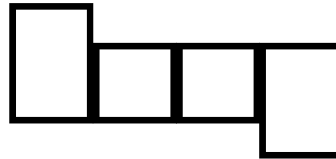
The word is: **frog**

Draw a picture.

Write the word.

frog

Show the shape.



Unscramble the sentence.

--	--	--	--

©www.thecurriculumcorner.com


frog

The

will

hop.

Name: _____



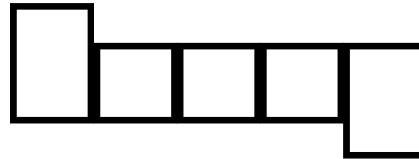
The word is: **bunny**

Draw a picture.

Write the word.

bunny

Show the shape.



Unscramble the sentence.

--	--	--	--

©www.thecurriculumcorner.com

you	the bunny?	Did	see
-----	------------	-----	-----

Spring Fun

a booklet for emergent writers

Name _____

The season is _____.

The weather is _____.

I see a _____.

I will play _____.

I like to _____.

