

# Launching Your Writing Workshop

*a free unit of study*

The Curriculum  
Corner



*Creating free resources  
for busy teachers!*

# **What Can I Write About?**

## **I Can Write Stories About Me (Narratives):**

- I can write about things I have done.
- I can write about things that have happened to me.
- I can write about my family.
- I can write about places I have been.

## **I Can Write Made Up Stories (Fiction):**

- I can write stories with made up characters.
- I can write stories using my imagination.
- I can write stories with a problem and solution.

## **I Can Write About Things I Know (Nonfiction):**

- I can write about things I know a lot about.
- I can write to teach others about things.
- I can write to tell someone how to do something.

# What Can I Write About?

## I Can Write Stories About Me (Narratives):

- I can write about things I have done.
- I can write about things that have happened to me.
- I can write about my family.
- I can write about places I have been.

## I Can Write Made Up Stories (Fiction):

- I can write stories with made up characters.
- I can write stories using my imagination.
- I can write stories with a problem and solution.

## I Can Write About Things I Know (Nonfiction):

- I can write about things I know a lot about.
- I can write to teach others about things.
- I can write to tell someone how to do something.



## **What Can I Write About?**

**I Can Write Stories About Me (Narratives):**

A decorative border made of black swirls and loops surrounds the entire page.

## **What Can I Write About?**

**I Can Write Stories About Me (Narratives):**





**What Can I Write About?**

**I Can Write Made Up Stories (Fiction):**



## **What Can I Write About?**

**I Can Write Made Up Stories (Fiction):**



**What Can I Write About?**



**I Can Write About Things I Know  
(informational text):**



A decorative border made of black swirls frames the entire page.

## **What Can I Write About?**

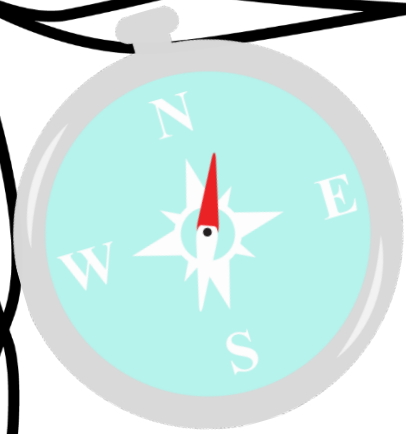
**I Can Write About Things I Know  
(informational text):**



# Packing My Bag With Ideas for Writing




Name: \_\_\_\_\_



# Packing My Bag With Ideas for Writing



Name: \_\_\_\_\_





## **I Can Write Stories About Me (narratives):**


## **I Can Write Made Up Stories (fiction):**





**I Can Write About Things I Know  
(informational text):**


# Using Our Writer's Workshop Writing Tools



# Using Our Writer's Workshop Writing Tools



**Name:** \_\_\_\_\_

***My story is:***

characters

setting

problem

solution

**Name:** \_\_\_\_\_

***My story is about:***

The details are:


**Name:** \_\_\_\_\_

**I am going to tell a story about:**

**Events in my story:**




**Name:** \_\_\_\_\_

**My topic is:**

Idea 1

Idea 2

Idea 3

Idea 4

**Name:** \_\_\_\_\_

**My topic is:**

fact 1

fact 2

fact 3

fact 4

**Name:** \_\_\_\_\_

**I am going to teach about:**

**What I know:**


**Name:** \_\_\_\_\_


## **Author's Writing Plan**


**Name:** \_\_\_\_\_

## **Author's Writing Plan**

**Title...**

**My book is about...**



Draw a picture to show something about your book.

© [www.thecurriculumcorner.com](http://www.thecurriculumcorner.com)

**Name:** \_\_\_\_\_

## **Author's Writing Plan**


**Title...**

**Main characters...**

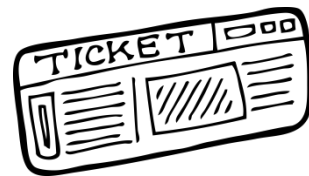
**What happens...**

beginning	middle	end
-----------	--------	-----





# Passport to Writing



**revise**


**choose an idea**


**publish**


**edit**



**prewrite**


**draft**


**Name:** \_\_\_\_\_

## Editing Checklist

Edit your story using this checklist.  
Put a check in the box when each part is completed.

	Check here 
The cover has the author's name and a title	
I wrote complete sentences	
Each sentence starts with a capital letter	
Each sentence ends with a punctuation mark	
I used spelling strategies to spell new words	

**Name:** \_\_\_\_\_

### **Publishing Checklist**

- ☐ I finished my story.
- ☐ My story makes sense.
- ☐ I used punctuation.
- ☐ I spelled my word wall words correctly.
- ☐ My pictures are neatly drawn and colored.
- ☐ The work is my personal best.

**Student Signature:** \_\_\_\_\_

**Book Title:** \_\_\_\_\_

**Date:** \_\_\_\_\_

**Name:** \_\_\_\_\_

### **Publishing Checklist**

- ☐ I finished my story.
- ☐ My story makes sense.
- ☐ I used punctuation.
- ☐ I spelled my word wall words correctly.
- ☐ My pictures are neatly drawn and colored.
- ☐ The work is my personal best.

**Student Signature:** \_\_\_\_\_

**Book Title:** \_\_\_\_\_

**Date:** \_\_\_\_\_

# **The Writing Process**

## **My Journey to Becoming a Published Author**



### **Choose an Idea**

**Think about your purpose and audience.**

### **Prewrite**

**Think about your idea and get organized.**

### **Draft**

**Start writing! Don't worry about mistakes.**

### **Revise**

**Think about how you can make your story better.**

### **Edit**

**Fix any spelling, capitalization or punctuation mistakes so others can read your writing.**

### **Publish**

**Get your book ready to show  
the world!**



# **The Writing Process**

## **My Journey to Becoming a Published Author**



### **Choose an Idea**

**Think about your purpose and audience.**

### **Prewrite**

**Think about your idea and get organized.**

### **Draft**

**Start writing! Don't worry about mistakes.**

### **Revise**

**Think about how you can make your story better.**

### **Edit**

**Fix any spelling, capitalization or punctuation mistakes so others can read your writing.**

### **Publish**

**Get your book ready to show  
the world!**







# **The Writing Process**

## **Becoming a Published Author**

### **Choose an Idea**

**Think about your purpose and audience.**

### **Prewrite**

**Think about your idea and get organized.**

### **Draft**

**Start writing! Don't worry about mistakes.**

### **Revise**

**Think about how you can make your story better.**


### **Edit**

**Fix any spelling, capitalization or punctuation mistakes so others can read your writing.**

### **Publish**


**Get your book ready to show the world!**

# Ideas for our Writing Adventures



# Topics We Can Write About...

# Ideas for our Writing Adventures







# **Topics We Can Write About...**

# Spelling Strategies

stretch it out



ch unk ing



look around the room




ask a buddy

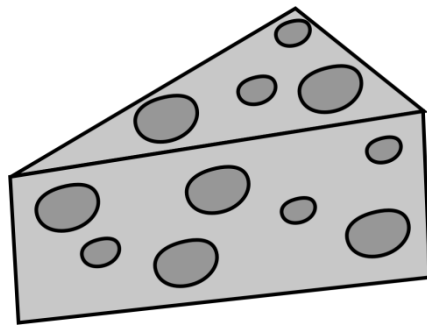


# Spelling Strategies

**stretch it out**



**ch unk ing**



look around the room



ask a buddy



**Name:** \_\_\_\_\_

**My topic is:**

## Table of contents

1.

2.

3.

4.

5.

6.

7.



**Name:** \_\_\_\_\_

**Destination:**



Itinerary



1.

2.

3.

4.

5.

6.

7.

### **3 Souvenirs & a Wish**

#### **Souvenirs might be...**

- There are a lot of descriptive words.
- The story makes sense.
- I can make a picture in my mind.
- I can hear the characters in my head.
- I can understand the problem.
- I learned something new.
- I would read this again.
- I will tell my friend about this.

#### **Wishes might be...**

- This part was confusing.
- This part is hard to understand.
- I couldn't make a picture in my mind.
- I wish you would have told me more.
- I wish I knew the characters better.
- I wish there were more details about this part.
- I wish there were more interesting words.
- I wish you had used your word wall.
- I wish you had used your spelling strategies.

## 3 Stars & a Wish

### Souvenirs might be...

- There are a lot of descriptive words.
- The story makes sense.
- I can make a picture in my mind.
- I can hear the characters in my head.
- I can understand the problem.
- I learned something new.
- I would read this again.
- I will tell my friend about this.

### Wishes might be...

- This part was confusing.
- This part is hard to understand.
- I couldn't make a picture in my mind.
- I wish you would have told me more.
- I wish I knew the characters better.
- I wish there were more details about this part.
- I wish there were more interesting words.
- I wish you had used your word wall.
- I wish you had used your spelling strategies.

to  
tell  
a story

to share  
facts

**to make  
people laugh**

to  
communicate

**to teach**


**What's my PURPOSE ?**

to record what  
I have done

to help  
me remember

to share  
my feelings

to  
explain



to  
tell  
a story

to share  
facts

**to make  
people laugh**

to  
communicate

**to teach**

**What's my PURPOSE ?**

to record what  
I have done

to help  
me remember

to share  
my feelings

to  
explain

to  
tell  
a story

to share  
facts

**to make  
people laugh**

to  
communicate

**to teach**

**What's my PURPOSE ?**

to record what  
I have done

to help  
me remember

to share  
my feelings

to  
explain




my  
little  
brother

my  
principal

**my aunt**

**a kindergartener**



a 3-year-old

**my older sister**

**Who's my AUDIENCE ?**

mom


my grandma

my principal

an adult

teacher

**dad**



my  
little  
brother

my  
principal

**my aunt**

**a kindergartener**

a 3-year-old

**my older sister**

**Who's my AUDIENCE ?**

**mom**

my grandma

an adult

my principal

teacher

**dad**



my  
little  
brother

my  
principal

**my aunt**

**a kindergartener**

*a 3-year-old*

**my older sister**

**Who's my AUDIENCE ?**

**mom**

my grandma

*an adult*

**my principal**

teacher

**dad**

my  
family

**sports**

**a vacation**

A new brother or sister

How to...

**recess**

**What's my TOPIC ?**

a game

cooking

a holiday



**cooking**

my principal

*birthday*

party

**a family  
reunion**



my  
family

**sports**

**a vacation**

A new brother or sister

How to...

**recess**

**What's my TOPIC ?**

a game

cooking

a holiday

my principal

**cooking**

party

*birthday*

**a family  
reunion**

my  
family

**sports**

**a vacation**

A new brother or sister

How to...

**recess**

**What's my TOPIC ?**

a game

cooking

a holiday

my principal

**cooking**

party

*birthday*

**a family  
reunion**



**Congrats Author!**

\_\_\_\_\_

**is being recognized for writing**

\_\_\_\_\_

**Teacher:** \_\_\_\_\_

**Date:** \_\_\_\_\_



© [www.thecurriculumcorner.com](http://www.thecurriculumcorner.com)



**Congrats Author!**

\_\_\_\_\_

**is being recognized for writing**

\_\_\_\_\_

**Teacher:** \_\_\_\_\_

**Date:** \_\_\_\_\_



© [www.thecurriculumcorner.com](http://www.thecurriculumcorner.com)



# Congrats Author!

\_\_\_\_\_

is being recognized for writing

\_\_\_\_\_

Teacher: \_\_\_\_\_

Date: \_\_\_\_\_

© [www.thecurriculumcorner.com](http://www.thecurriculumcorner.com)



# Congrats Author!

\_\_\_\_\_

is being recognized for writing

\_\_\_\_\_

Teacher: \_\_\_\_\_

Date: \_\_\_\_\_

© [www.thecurriculumcorner.com](http://www.thecurriculumcorner.com)