


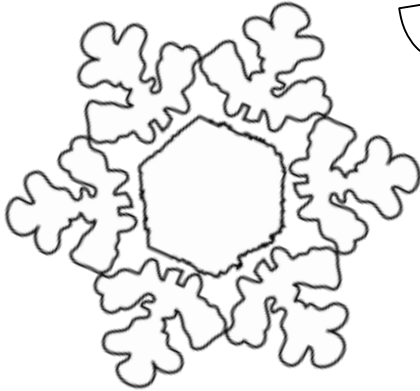
January



Journal

Name:

January Journal




Name:

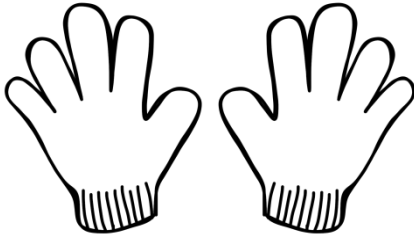
My January word wall



boots



fireplace




gloves



hot chocolate




sled



snowflake

My January word wall

blanket
boots
chilly
coat
cold
frozen
gloves
ice skates
icy
mittens
shovel
ski
sled
snowflake
showy
white





My January word wall

abominable snowman

ice skates

blanket

icy

boots

mittens

chilly

shovel

coat

skate

cold

ski

cozy

sled

fire

slippery

fort

snowflake

frosty

snowstorm

frozen

showy

gloves

sparkling

gusty

white

hibernate

wintry



My January word wall





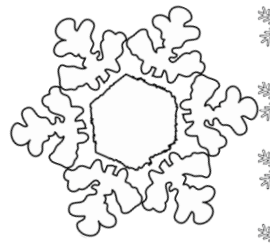
January phrases

Draw what you see when you
hear each phrase.

It's an enchanted winter wonderland.	
Frosty mornings create warm memories.	

My January Bucket List

Things I hope to do in January



1.

2.

3.

4.

5.

6.


7.

8.

9.

10.

My Favorite Things in January



1.

2.

3.

4.

5.

6.

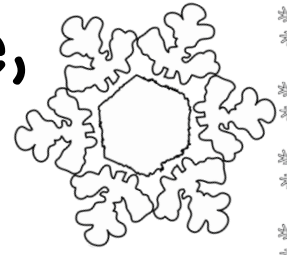
7.

8.

9.

10.

When it is snowy outside,
I like to...



1.

2.

3.

4.

5.

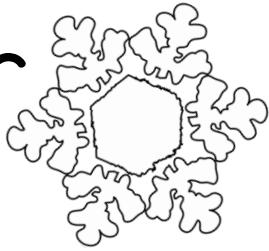

6.

7.

8.

9.

10.



The best things I did over
winter break are...

1.

2.

3.

4.

5.

6.

7.

8.

9.

10.



The perfect snow day would include...



1.

2.

3.

4.

5.



6.

7.


8.

9.

10.



The perfect January day
would include...



1.

2.

3.

4.

5.

6.

7.

8.

9.

10.



Everything BLUE

Make a list of all of things that are blue.



1.

2.

3.

4.

5.

6.

7.

8.

9.

10.



Everything sparkly like the snow!

Make a list of all of things that are
sparkly like the snow...

1.

2.

3.

4.

5.

6.

7.

8.

9.

10.



Setting Goals!

Make a list of goals you have for the this year.



1.



2.



3.



4.



5.



6.



7.



8.



9.



10.



SNOWY



Write an acrostic poem. Each line will start with the letter given.



S

N

O

W

Y



New Year

Write an acrostic poem. Each line will start with the letter given.

N

E

W

Y

E

A

R



COURAGE



Write an acrostic poem. Each line will start with the letter given.

C

O

U

R

A

G

E



LEADER



Write an acrostic poem. Each line will start with the letter given.

L

E

A



D

E




R

A decorative border of small, stylized snowflakes surrounds the entire page, including the top, bottom, and sides.

This year I will...

A large, empty rounded rectangular box with a thin black border, intended for a student to write their goal for the year.Five horizontal lines spanning the width of the page, intended for additional writing or notes.

This year I will...



My New Year's Resolution is...


A vertical strip of 20 identical snowflake patterns. Each snowflake has a central cross with four leaf-like branches extending from the ends. The branches are detailed with smaller leaf-like shapes. The entire strip is rendered in a light gray color.

[illegible]

A decorative border of small, grey snowflakes surrounds the entire page, creating a winter theme.

One day I saw a snowman.

This is the story of what happened next...

A large, empty rounded rectangular box with a thin grey border, intended for a child to draw a picture related to the story.Five horizontal lines for writing, spaced evenly below the drawing box, intended for a child to write the story.

A vertical strip of 20 identical snowflake patterns. Each snowflake is a stylized, symmetrical design with a central cross and four leaf-like branches extending from the corners. The patterns are arranged in a single column, separated by small gaps.

[illegible]



On New Year's Eve...

This is a worksheet for a New Year's Eve activity. It features a title "On New Year's Eve..." at the top center. Below the title are ten horizontal lines for writing. The entire page is framed by a decorative border of small, grey snowflakes.



Meet My Pet Snowman



[illegible]



Let's Go Sledding!

[illegible]



Ice Skating Memories



[illegible]



The Best Snow Fort Ever



The Best Snow Fort Ever


[illegible]



My Recipe for Hot Chocolate




[illegible]




One day, while I was
playing in the snow...



A vertical strip of 20 identical snowflake patterns. Each snowflake has a central cross shape with four leaf-like branches extending from the ends of the cross. The pattern is repeated 20 times in a vertical sequence.



One day while I was watching the
snow fall to the ground...









In the middle of a snowy forest...




[illegible]



Why do we celebrate Dr.
Martin Luther King, Jr.?





Why do we celebrate Dr. Martin
Luther King, Jr.?



Make a Change!

One thing I am going to work to
change about myself is...




[illegible][illegible][illegible]




Last weekend I...





Last weekend I...

[illegible]



Today, the weather is...








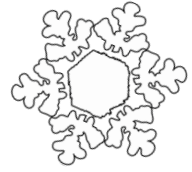
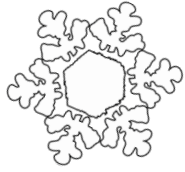
I am looking forward to...

A decorative border of small, stylized snowflakes surrounds the entire page, including the top, bottom, and sides.

One thing I learned this week was...

A large, empty rounded rectangular box with a thin gray border, intended for a student to write their response.Five horizontal lines for writing, positioned below the large box.

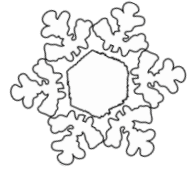
My favorite January
memory was...







On a cold winter day...



[illegible]

A decorative border of small, light gray snowflakes surrounds the entire page, creating a winter theme.


My favorite memory of
winter break was...


A large, empty rounded rectangular box with a thin gray border, intended for a student to write their favorite winter break memory.Five horizontal lines spanning the width of the page, providing additional space for writing.




Science Fun

Look what I did in science!





I LOVE TO...



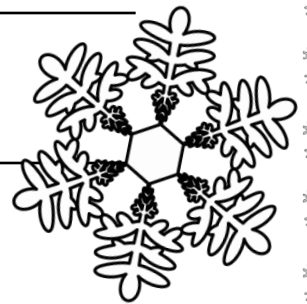
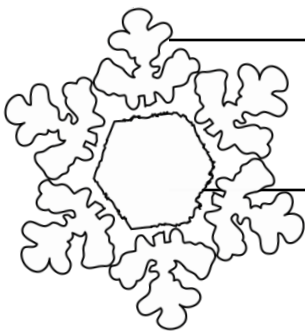
A large, empty rectangular box with rounded corners, intended for a drawing or illustration.

Five horizontal lines for writing.



January Smells Like

Write a poem sharing what smells you experience in January.



A decorative border of small, stylized snowflakes surrounds the entire page, including the top, bottom, and sides.

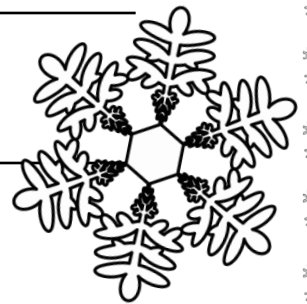
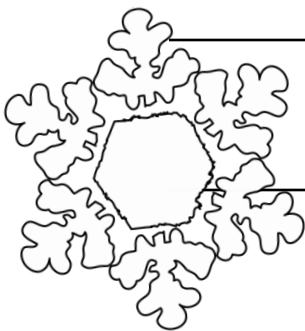
January Smells Like

Write a poem sharing what smells you experience in January.



January Looks Like

Write a poem sharing what sights you experience in January..



A decorative border of small, stylized snowflakes surrounds the entire page, with a denser row of snowflakes along the top and bottom edges.

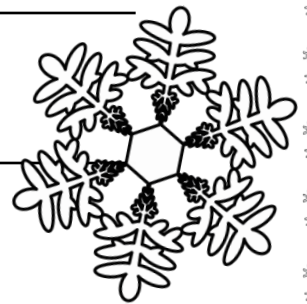
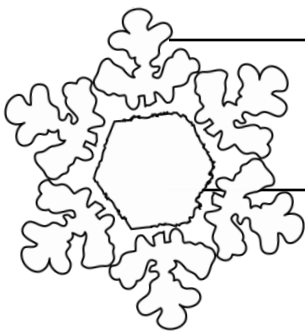
January Looks Like

Write a poem sharing what sights you experience in January.



January Tastes Like

Write a poem sharing what tastes you experience in January.



A decorative border of small, stylized snowflakes surrounds the entire page, with a denser row of snowflakes along the top and bottom edges.

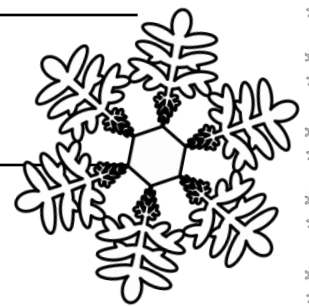
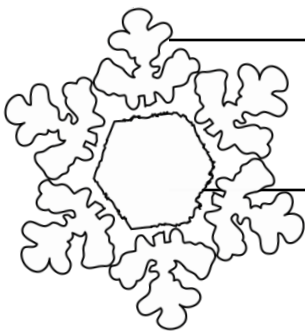
January Tastes Like

Write a poem sharing what tastes you experience in January..



January Feels Like

Write a poem sharing how you feel in January. Think about the weather, snow falling and warm clothes.



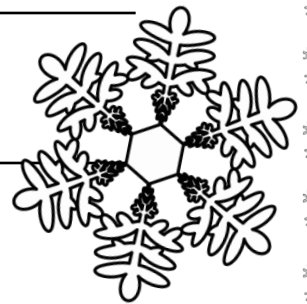
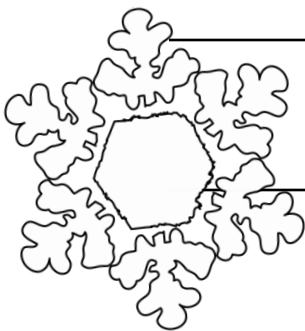
A decorative border of small, stylized snowflakes surrounds the entire page, including the top, bottom, and sides.

January Feels Like

Write a poem sharing how you feel in January. Think about the weather, snow falling and warm clothes.

January Sounds Like

Write a poem sharing the sounds you here in January.




A decorative border of small, stylized snowflakes surrounds the entire page, including the top, bottom, and sides.

January Sounds Like

Write a poem sharing the sounds you hear in January.

Research Minute

Research to find two facts to share!



Find two facts about Dr. Martin
Luther King, Jr.

Research Minute

Research to find two facts to share!




Do you know who Snowflake Bentley was?

Research to find two facts about him.

Research Minute


Research to find two facts to share!



Find two facts about polar bears.

Research Minute


Research to find two facts to share!



Find two facts about penguins.

Research Minute

Research to find two facts to share!




Find two facts about an animal
that lives in the arctic.

The animal is: _____

Research Minute


Research to find two facts to share!



Find two facts about snowflakes.

Research Minute

Research to find two facts to share!



My topic is:


A decorative border of small, stylized snowflakes surrounds the entire page, including the top, bottom, and sides.

Make a Difference


How will you work to make a difference?




Show what you did this weekend.



Draw a picture to show the
weather today. Add labels to
describe what you draw.




Show what you look like on a
snowy day.



Draw a picture that you think
represents January.

This December you should definitely read this book:

And here's why...



I just finished reading...

Here's what I thought about it...

