



October Journal

Name:



My October Word Wall




acorn



bat




leaf



owl



pumpkin



spider



My October Word Wall

acorn

apple

autumn

carve

changing

colorful

costume

firefighter

Halloween

hayride

owl

pumpkin

rake

scarecrow

spider

squirrel





My October Word Wall

acorn

apple

autumn

carve

celebrate

changing

colder

colorful

costume

festival

firefighter

gather

golden

Halloween

harvest

hayride

jacket

leaves

Orange

owl

patch

pile

pumpkin

rake

scarecrow

spider

squirrel

treat

vibrant

woodland

yellow



My October word wall





My October word wall





My October Bucket List

Things I hope to do in October

1.

2.

3.

4.

5.

6.

7.

8.

9.

10.





My Fall Bucket List

Things I hope to do this fall

1.

2.

3.

4.

5.

6.

7.

8.

9.

10.





My Favorite Things in October

1.

2.

3.

4.

5.

6.

7.

8.

9.

10.





People We Celebrate in October

1.

2.

3.

4.

5.

6.

7.

8.

9.

10.





Things I do during the fall...

1.

2.

3.

4.

5.

6.

7.

8.

9.

10.





The perfect October day would include...

1.

2.

3.

4.

5.

6.

7.

8.

9.

10.





The perfect fall adventure would include...

1.

2.

3.

4.

5.

6.

7.

8.

9.

10.





The perfect trip to the
pumpkin patch would include...

1.

2.

3.

4.

5.

6.

7.

8.

9.

10.





The perfect Halloween would include...

1.

2.

3.

4.

5.

6.

7.

8.

9.

10.





Everything ORANGE

Make a list of things that are orange.

1.

2.

3.

4.

5.

6.

7.

8.

9.

10.





Everything BLACK

Make a list of things that are black.

1.

2.

3.

4.

5.

6.

7.

8.

9.

10.



A decorative border of pumpkins surrounds the page. The pumpkins are arranged in a grid-like pattern, with a row of 18 pumpkins at the top, a row of 18 at the bottom, and vertical columns of 18 pumpkins on the left and right sides.

What I Want to Learn About

What things do you hope to learn about in science?

1.

2.

3.

4.

5.

6.

7.

8.

9.

10.

A decorative border of pumpkins surrounds the page. The pumpkins are arranged in a grid-like pattern, with a row of 20 pumpkins at the top, a row of 20 at the bottom, and two vertical columns of 20 pumpkins on the left and right sides.

Books I Want to Read

What books do you want to read this month?

1.

2.

3.

4.

5.

6.

7.

8.

9.

10.



PUMPKIN

Write an acrostic poem. Each line will start with the letter given.

P

U

M

P

K

I

N





AUTUMN

Write an acrostic poem. Each line will start with the letter given.

A

U

T

U

M

N



A decorative border of pumpkins surrounds the page. The pumpkins are arranged in a rectangular frame, with a single row of 20 pumpkins at the top and bottom, and vertical columns of 15 pumpkins on the left and right sides.

SPIDER

Write an acrostic poem. Each line will start with the letter given.

S

P

I

D

E

R



OCTOBER

Write an acrostic poem. Each line will start with the letter given.

O

C

T

O

B

E

R





FALL

Write an acrostic poem. Each line will start with the letter given.

F

A

L

L





One day I went to the pumpkin patch
with my family.

This is the story of what happened next...





Halloween Plans!

Tell about your plans for Halloween.





This fall I have...





My Halloween Costume...





On my trip to the pumpkin patch I...





My plans to make this the best fall ever are...





In October I will plan a

----- with my friends...





Let's Play _____!







Making Fall Memories!

Tell about a favorite memory from this fall





What I am most looking
forward this October is...





My family will get together to celebrate...





My favorite school lunch includes...





When the leaves start to change
colors I like to...





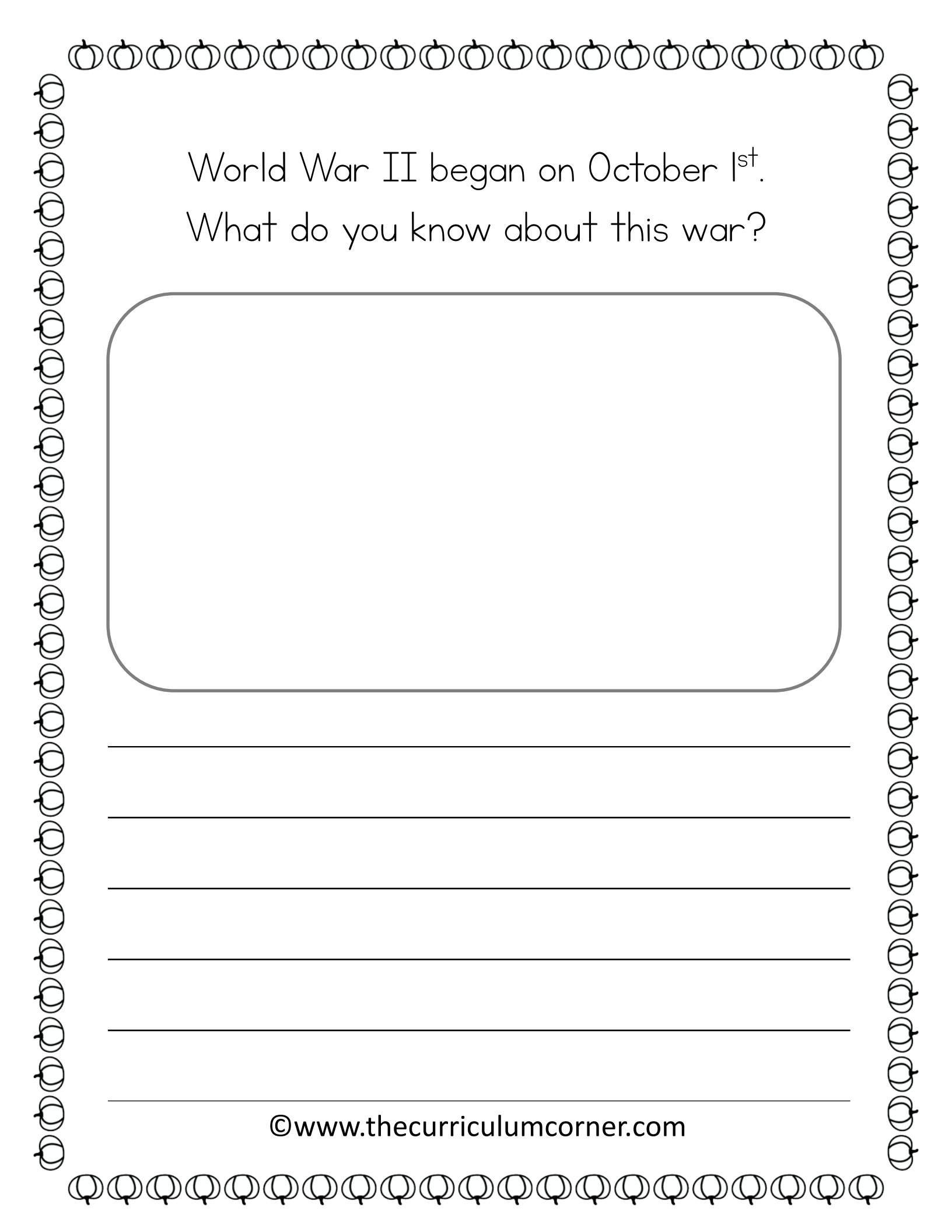
What is something you can do to help
end bullying at our school?






October 2nd is World Farm Animals Day.
Tell about your favorite farm animal.



A decorative border of pumpkins surrounds the page. The pumpkins are arranged in a grid-like pattern, with a row of 18 pumpkins at the top, a row of 18 at the bottom, and vertical columns of 18 pumpkins on the left and right sides.

World War II began on October 1st.
What do you know about this war?

A large, empty rounded rectangular box with a thin black border, intended for a student to write their answer to the question above.Six horizontal lines spaced evenly down the page, providing additional space for writing an answer.

A decorative border of pumpkins surrounds the page. The pumpkins are arranged in a continuous line along the top, bottom, and sides, with some overlapping.

October 5th is World Smile Day.

What makes you smile?

A large, empty rounded rectangular box with a thin black border, intended for a drawing or illustration related to the question above.Six horizontal lines spaced evenly down the page, providing a space for writing an answer to the question.



The first week of October is Kids' Goal Setting Week. Set a goal for yourself for October.



A decorative border of pumpkins surrounds the entire page. The pumpkins are arranged in a continuous line along the top, bottom, and sides.

October 15th is National Grouch Day.


What makes you grouchy?

A large, empty rounded rectangular box with a thin black border, intended for a student to draw or write an answer to the question above.A series of seven horizontal lines spaced evenly down the page, providing a space for a student to write their answer to the question.



October 16th is Dictionary Day. Find a new word in the dictionary. Draw a picture of the word.

Copy the word and definition below.







October 21st is Reptile Awareness Day.

What do you know about reptiles?





My favorite October
memory was...





Last weekend I...

©www.thecurriculumcorner.com





What are some books you have read
this month?





Yesterday I went to the apple
orchard with my friends...







Today, the weather is...





How do you feel when the
seasons change?





I am looking forward to...





One thing I learned this week was...





Science Fun

Think of a science experiment you can do at home.

Write about it.





My Favorite Class

My favorite class at school is...





Fun at Recess

Look what I plan on doing at recess today!





One thing I learned this week was...





Science Fun

Look what I did in science!





Recess Fun

Look what I did at recess!





Art Fun

Look what I did in art class!







Music Fun

Look what I did in music class!





P.E. Fun

Look what I did in P.E. class!





TODAY I MET A NEW FRIEND...





I AM HAPPY BECAUSE...





I FEEL SAD WHEN...





I FEEL EXCITED WHEN...





I LOVE FALL BECAUSE...



A decorative border of pumpkins surrounds the entire page. The pumpkins are arranged in a grid-like pattern, with a row at the top, a row at the bottom, and vertical columns on the left and right sides.

Research Minute

Research to find two facts to share!

October 8th is Native American Day. Research to learn two facts about a Native American tribe.

A decorative border of pumpkins surrounds the entire page. The pumpkins are arranged in a grid-like pattern, with some larger pumpkins at the corners and smaller ones filling the rest of the border.

Research Minute

Research to find two facts to share!

Eleanor Roosevelt was born on
October 11th, 1884. Find two facts to
share about her life.

A decorative border of pumpkins surrounds the entire page. The pumpkins are arranged in a grid-like pattern, with some overlapping at the corners.

Research Minute

Research to find two facts to share!

Margaret Thatcher was born on
October 13, 1925. Research to find
two facts to share about her life.

A decorative border of pumpkins surrounds the page. The pumpkins are arranged in a grid-like pattern, with some overlapping. They are simple line drawings of pumpkins with stems.

Research Minute

Research to find two facts to share!

Mae Jemison was born on October 17,
1956. Research to find two facts to
share about her life.

A decorative border of pumpkins surrounds the entire page. The pumpkins are arranged in a grid-like pattern, with one row at the top, one row at the bottom, and two vertical columns on the left and right sides.

Research Minute

Research to find two facts to share!

United Nations Day is October
24th. Research to find out two
facts about the United Nations.

A decorative border of pumpkins surrounds the entire page. The pumpkins are arranged in a grid-like pattern, with a row at the top, a row at the bottom, and vertical columns on the left and right sides.

Research Minute

Research to find two facts to share!

Find two facts to share about
Mahalia Jackson.

A decorative border of pumpkins surrounds the entire page. The pumpkins are arranged in a grid-like pattern, with a row of 20 pumpkins at the top, a row of 20 at the bottom, and vertical columns of 20 on the left and right sides.

Research Minute

Research to find two facts to share!

Find two facts to share about
World War II.

A decorative border of pumpkins surrounds the entire page. The pumpkins are arranged in a continuous line along the top, bottom, and sides.

Research Minute

Research to find two facts to share!

My topic is:



Show what you did this weekend.





Draw a picture to show the weather today. Add labels to describe what you drew.





Draw a picture to show your
favorite October memory.






Draw a picture that you think
represents October.





Draw a picture to show your
favorite part of fall.





©www.thecurriculumcorner.com

