

# **Mentor Texts**

to teach children about personal narratives

Those Shoes by Maribeth Boelts

Bigmama's by Donald Crews

When I was your Age by Amy Erlich

What you Know First by Patriccia Maclachlin

The Relatives Came by Cynthia Rylant

When I Was Young in the Mountains by Cynthia Rylant

Every Friday by Dan Yaccarino

Chicken Sunday by Patricia Polacco

Shortcut by Donald Crews

Night Shift Daddy by Eileen Spinelli

The Snowy Day by Ezra Jack Keats

Roller Coaster by Marla Frazee

Salt Hands by Jane Chelsea Aragon

Knuffle Bunny by Mo Willems

Shortcut by Donald Crews

Fireflies by Judy Brinckloe

The Paperboy by Dav Pilkey

The Other Side by Jacqueline Woodson

Saturday and Teacakes by Lester Laminach

The Leaving Morning by Angela Johnson

Mrs. Mack by Patricia Polacco

Coat of Many Colors by Dolly

# Personal Narratives

## Noticings

- **Main characters use I and me**  
(first person point of view)
  - **The story really happened**
  - **The characters are real**
    - **Events are realistic**
  - **Details help me see what happened**
  - **Events are in an order that makes sense**
- **There is a beginning, middle and end**
  - **I see quotation marks to show when characters are talking**
  - **The illustrations show what is happening**

Name: \_\_\_\_\_

I can find the personal narrative!

This book is a personal narrative:

The author is:

\_\_\_\_\_

I know it is a personal narrative because...

This book is **not** a personal narrative:

The author is:

\_\_\_\_\_

I know it is **not** a personal narrative because...

Name: \_\_\_\_\_

## My Memories

Favorite things my family does

Places I have gone

Birthday parties

Holidays

New things I have learned

Other important memories

Name: \_\_\_\_\_

## Planning My Story

Directions: Use pictures and words to show your story.

My topic is:

Beginning


Middle

End

Name: \_\_\_\_\_

## **Authors Use Rich Words and Phrases**

The words I hear are:



What I see in my head...

A large, empty rounded rectangular box for students to write what they see in their head.



# Temporal Words

## Time Order Words

- First
- Second
- Third
- Next
- Then
- Last
- In the end
- Finally
- Soon
- Eventually
- Meanwhile
- Later
- After that
- First of all
- From then on
- In the meantime
- In the end
- In addition
- Not a moment too soon
- Up until that time
- One day
- At last
- Ultimately
- Later on
- Right after
- As soon as
- All of a sudden

# Quotation Marks

Quotation marks are used to show what the characters are saying out loud.

I am going to draw a turtle.



What will you make?

**“What will you make?” Leisa asked Braden.  
Braden answered, “I am going to draw a turtle.”**




## **Ideas for Powerful Endings**

- **Something surprising**
  - **Ask a question**
  - **Exclamation**
- **Something funny**
- **Lesson learned or  
moral**
- **Share a strong emotion**

Name: \_\_\_\_\_

## Powerful Words I will Use

Write your words here...



Draw a picture to show the main character in the story.



# **Powerful Words**

Adjectives





# **Powerful Words**

Adverbs



# **Powerful Words**

Verbs



# **Don't Forget to Capitalize!**

- At the beginning of sentences
- Names of people and pets
  - The letter "I"
  - Names of places
  - Names of holidays
  - Days of the week
  - Months

## **Don't forget to use capital letters!**

- At the beginning of sentences
- Names of people and pets
  - The letter "I"
- Names of places
- Names of holidays
- Days of the week
- Months

## **Don't forget to use capital letters!**

- At the beginning of sentences
- Names of people and pets
  - The letter "I"
- Names of places
- Names of holidays
- Days of the week
- Months

## **Don't forget to use capital letters!**

- At the beginning of sentences
- Names of people and pets
  - The letter "I"
- Names of places
- Names of holidays
- Days of the week
- Months

## **Don't forget to use capital letters!**

- At the beginning of sentences
- Names of people and pets
  - The letter "I"
- Names of places
- Names of holidays
- Days of the week
- Months



# Congrats Author!

\_\_\_\_\_

is being recognized for writing

\_\_\_\_\_

Teacher: \_\_\_\_\_

Date: \_\_\_\_\_



# Congrats Author!

\_\_\_\_\_

is being recognized for writing

\_\_\_\_\_

Teacher: \_\_\_\_\_

Date: \_\_\_\_\_





**This book is dedicated to:**

**Dedicated by:**

**This book is dedicated to:**

**Dedicated by:**

**This book is dedicated to:**

**Dedicated by:**

**This book is dedicated to:**

**Dedicated by:**

# **Personal Narratives**

## **Noticings**

- **Main characters use I and me**  
(first person point of view)
  - **The story really happened**
    - **The characters are real**
      - **Events are realistic**
    - **Details help me see what happened**
    - **Events are in an order that makes sense**
- **There is a beginning, middle and end**
  - **I see quotation marks to show when characters are talking**
  - **The illustrations show what is happening**



# **Temporal Words**


## Time Order Words

- **First**
- **Second**
- **Third**
- **Next**
- **Then**
- **Last**
- **In the end**
- **Finally**
- **Soon**
- **Eventually**
- **Meanwhile**
- **Later**
- **After that**
- **First of all**
- **From then on**
- **In the meantime**
- **In the end**
- **In addition**
- **Not a moment too soon**
- **Up until that time**
- **One day**
- **At last**
- **Ultimately**
- **Later on**
- **Right after**
- **As soon as**
- **All of a sudden**

# Quotation Marks

Quotation marks are used to show what the characters are saying out loud.

I am going to draw a turtle.



What will you make?

**“What will you make?” Leisa asked Braden.**  
**Braden answered, “I am going to draw a turtle.”**

## **Ideas for Powerful Endings**

- **Something surprising**
  - **Ask a question**
  - **Exclamation**
- **Something funny**
- **Lesson learned or  
moral**
- **Share a strong emotion**



**Powerful Words**  
Adjectives



# **Powerful Words**

Adverbs





# **Powerful Words**

Verbs

# **Don't Forget to Capitalize!**

- At the beginning of sentences
- Names of people and pets
  - The letter "I"
  - Names of places
  - Names of holidays
  - Days of the week
  - Months



# Congrats Author!


\_\_\_\_\_

is being recognized for writing

\_\_\_\_\_

Teacher: \_\_\_\_\_

Date: \_\_\_\_\_



# Congrats Author!

\_\_\_\_\_

is being recognized for writing

\_\_\_\_\_

Teacher: \_\_\_\_\_

Date: \_\_\_\_\_

