

5th Grade Emergency Sub Plans

created by

The Curriculum CORNER

Name: _____

Find Your Match

Decimal Activity



The number form is: _____

The expanded form is: _____

The word form is: _____

The number form is: _____

The expanded form is: _____

The word form is: _____

The number form is: _____





The expanded form is: _____

The word form is: _____

Name: _____

Decimal Addition





Pick two decimal cards. Write an addition problem and find the sum.



Name: _____

Decimal Subtraction

Pick two decimal cards. Write an addition problem and find the difference.



.19

nineteen
hundredths

.1 + .09

.042

forty-two
thousandths

.0 + .04 + .002

4.2

four and two
tenths

4 + .2

3.926

three and nine
hundred twenty-six
thousandths

$$3 + .9 + .02 + .006$$

8.382

eight and three
hundred eighty-two
thousandths

$$8 + .3 + .08 + .002$$

9.371

nine and three
hundred seventy-
one thousandths

$$9 + .3 + .07 + .001$$

18.82

eighteen and
eighty-two
hundredths

$$10 + 8 + .8 + .02$$

13.97

thirteen and
ninety-seven
hundredths

$$10 + 3 + .9 + .07$$

19.242

nineteen and two
hundred forty-two
thousandths

$$10 + 9 + .2 + .04 + .02$$

19.371

nineteen and three
hundred seventy-one
thousandths

$$10 + 9 + .3 + .07 + .001$$

8.371

eight and three
hundred seventy-
one thousandths

$$8 + .3 + .07 + .001$$

19.248

nineteen and two
hundred forty-eight
thousandths

$$10 + 9 + .2 + \\ .04 + .008$$

13.296

thirteen and two
hundred ninety-
sixth thousandths

$$10 + 3 + .2 + \\ .09 + .006$$

Name: _____

Mountain Climbing Expedition

DeShaun, Jackson, Kristy, Miguel and Ruby are heading out for a mountain climbing expedition, but first want to assign specific duties for their adventure. Read the clues below to see if you can figure out who will perform what duty.

| | buying supplies | cooking the meals | making a campfire | pitching a tent | clearing the brush & weeds |
|---------|--------------------|-------------------------|----------------------|--------------------|----------------------------------|
| Kristy | | | | | |
| DeShaun | | | | | |
| Ruby | | | | | |
| Jackson | | | | | |
| Miguel | | | | | |

1. Ruby, Miguel and Jackson are all highly allergic to poison ivy and stay clear of anything that might expose them.
2. DeShaun had to carry out his duties before the group left for the expedition.
3. Kristy and Ruby are afraid of fire.
4. Miguel has had no experience with tents.
5. Jackson knows the best ways to make and eat fish.

Name: _____

Mountain Climbing Expedition

DeShaun, Jackson, Kristy, Miguel and Ruby are heading out for a mountain climbing expedition, but first want to assign specific duties for their adventure. Read the clues below to see if you can figure out who will perform what duty.

| | buying supplies | cooking the meals | making a campfire | pitching a tent | clearing the brush & weeds |
|---------|--------------------|-------------------------|----------------------|--------------------|----------------------------------|
| Kristy | X | X | X | X | ✓ |
| DeShaun | ✓ | X | X | X | X |
| Ruby | X | X | X | ✓ | X |
| Jackson | X | ✓ | X | X | X |
| Miguel | X | X | ✓ | X | X |

1. Ruby, Miguel and Jackson are all highly allergic to poison ivy and stay clear of anything that might expose them.
2. DeShaun had to carry out his duties before the group left for the expedition.
3. Kristy and Ruby are afraid of fire.
4. Miguel has had no experience with tents.
5. Jackson knows the best ways to make and eat fish.

Name: _____

First Mountain Climbing Adventure!

| | rope | harnesses | chalk | Friday | Saturday | Sunday |
|----------|------|-----------|-------|--------|----------|--------|
| Pete | | | | | | |
| Anya | | | | | | |
| Chris | | | | | | |
| Friday | | | | | | |
| Saturday | | | | | | |
| Sunday | | | | | | |

Three climbers (Pete, Anya & Chris) are planning for their first week-long mountain climbing adventure. They each arrive on different days to begin their trip. Their guide asked all three to bring different supplies for the climb (rope, harness & chalk). Figure out which day each climber arrived and the supply that he/she was supposed to bring.

1. Pete did not bring the rope, nor did he show up on the last day of the weekend.
2. The harnesses didn't show up until the second night of weekend.
3. Neither Anya nor Chris brought the chalk.
4. Chris had family plans and did not show up until the very end of the weekend.

Name: _____

First Mountain Climbing Adventure!

| | rope | harnesses | chalk | Friday | Saturday | Sunday |
|----------|------|-----------|-------|--------|----------|--------|
| Pete | X | X | ✓ | ✓ | X | X |
| Anya | X | ✓ | X | X | ✓ | X |
| Chris | ✓ | X | X | X | X | ✓ |
| Friday | X | X | ✓ | | | |
| Saturday | X | ✓ | X | | | |
| Sunday | ✓ | X | X | | | |

Three climbers (Pete, Anya & Chris) are planning for their first week-long mountain climbing adventure. They each arrive on different days to begin their trip. Their guide asked all three to bring different supplies for the climb (rope, harness & chalk). Figure out which day each climber arrived and the supply that he/she was supposed to bring.

1. Pete did not bring the rope, nor did he show up on the last day of the weekend.
2. The harnesses didn't show up until the second night of weekend.
3. Neither Anya nor Chris brought the chalk.
4. Chris had family plans and did not show up until the very end of the weekend.


Name: _____

MEASUREMENT PRACTICE

1.

11 cm

14 cm



The perimeter is: _____

The area is: _____

The volume is: _____

2.

15 cm

23 cm



The perimeter is: _____


The area is: _____

The volume is: _____

3.

17 cm

22 cm



The perimeter is: _____


The area is: _____

The volume is: _____

4.

19 cm

24 cm



The perimeter is: _____

The area is: _____

The volume is: _____


Name: _____

MEASUREMENT PRACTICE

1.

11 cm

14 cm




The perimeter is: _____
The area is: _____

2.

15 cm

23 cm




The perimeter is: _____
The area is: _____

3.

17 cm

22 cm



The perimeter is: _____
The area is: _____

4.

19 cm

24 cm



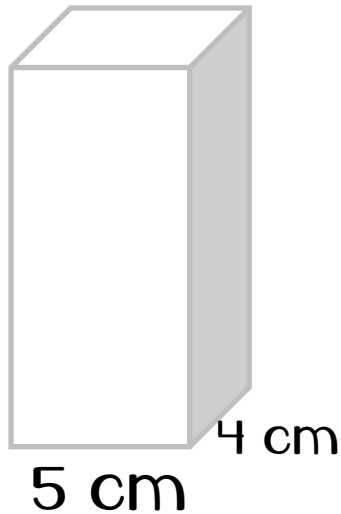
The perimeter is: _____
The area is: _____

Name: _____

Measurement Practice

1.

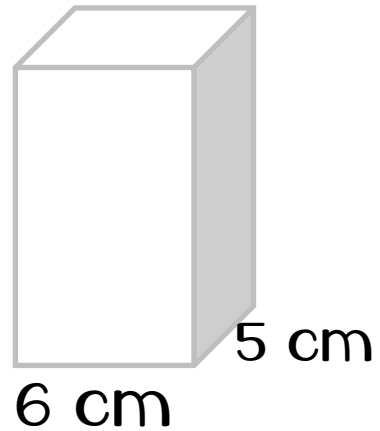
18 cm



The volume is:

2.

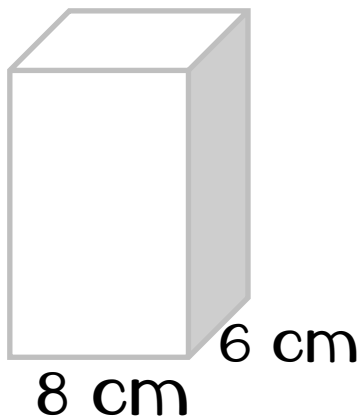
14 cm



The volume is:

3.

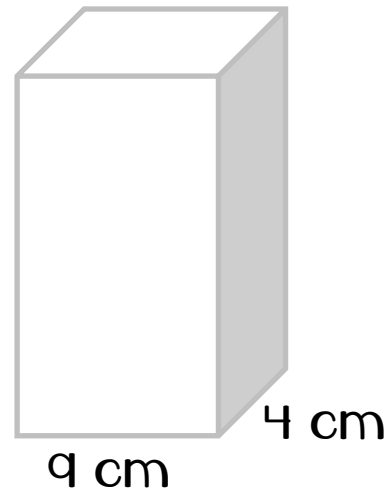
15 cm



The volume is:

4.

19 cm



The volume is:

Name: _____

Addition Practice

$$\begin{array}{r} 7.638 \\ +4.235 \\ \hline \end{array}$$

$$\begin{array}{r} 8.261 \\ +4.281 \\ \hline \end{array}$$

$$\begin{array}{r} 5.832 \\ +9.343 \\ \hline \end{array}$$

$$\begin{array}{r} .092 \\ +.284 \\ \hline \end{array}$$

$$\begin{array}{r} 3.28 \\ +5.013 \\ \hline \end{array}$$

$$\begin{array}{r} 6.284 \\ +4.084 \\ \hline \end{array}$$

$$\begin{array}{r} .85 \\ +.92 \\ \hline \end{array}$$

$$\begin{array}{r} 42.18 \\ +45.13 \\ \hline \end{array}$$

$$\begin{array}{r} .847 \\ +.764 \\ \hline \end{array}$$

Name: _____

Story Map

The title is: _____

The author is: _____

main character(s)

setting

beginning

problem

middle

solution

end

theme

Name: _____

I CAN READ INFORMATIONAL TEXT!

The title is: _____

The author is: _____

The author's purpose for writing this book was:

Four things I learned from reading the book are:

| |
|----|
| 1. |
| 2. |
| 3. |
| 4. |

Another place I can look to learn more is:

Building understanding

The word is:



This word means: (in my own words)



Draw a picture:



In the real world...



Where would you see
this in the real world?

Use the word in a sentence:



Name: _____

Making Words

Write the words you make in the boxes below.


| | | |
|--|--|--|
| | | |
| | | |
| | | |
| | | |
| | | |

| | | | |
|----------|----------|----------|----------|
| a | i | o | u |
| m | n | n | s |
| t | | | |

| | | | |
|----------|----------|----------|----------|
| a | i | o | u |
| m | n | n | s |
| t | | | |

Name: _____

Mountain Climbing Boggle




| | | | | | | | | | |
|---|---|---|---|---|---|---|---|---|---|
| a | e | p | s | m | r | s | e | w | p |
| d | s | d | t | i | s | u | i | c | e |
| v | n | e | o | t | n | m | s | o | p |
| e | i | e | o | t | o | m | u | l | o |
| n | a | c | b | e | w | i | p | d | t |
| t | t | c | s | n | s | t | a | x | t |
| u | n | u | v | e | r | e | s | t | n |
| r | u | s | t | r | a | n | g | e | e |
| e | o | e | v | e | r | e | s | t | t |
| a | m | c | l | i | m | b | i | n | g |

Write the words you find in the boxes below.

| | | | |
|--|--|--|--|
| | | | |
| | | | |
| | | | |
| | | | |
| | | | |

Name: _____

Climbing Words



Make a list of words that make you think about climbing mountains. Put each word in the correct category below.

| | |
|-----------|--|
| noun | |
| verb | |
| adjective | |
| adverb | |

He is climbing.

The mountain was tall.

It was cold.

I packed my bag.

It was a long trip.

It was windy.

We worked together.

It was snowy.

Climbers must be careful.

It was scary.

Your body will be tired.

I succeeded!


Name: _____

You are preparing to climb a mountain.. Tell how you will get ready for the trip. Use descriptive adjectives and verbs.




Name: _____

You are packing to get ready to climb a mountain. Tell about what you will be packing.




Name: _____

What traits should a person who is setting out to climb a tall mountain possess? Tell about the traits and why they are important.



Name: _____




Name: _____



[illegible]

A worksheet template featuring a dashed black border. Inside the border, there are 15 horizontal solid black lines for writing, evenly spaced. The lines start from the top left and extend to the right, leaving a small gap from the right border.

Name: _____





All About



Written by:

*Don't forget to pack
these items:*

- 1.**
- 2.**
- 3.**
- 4.**
- 5.**
- 6.**

Draw a map to show where in the world the mountain is located.

Just the Facts!



Height: -----
First time climbed: -----
Number of times a person
has climbed to the
summit: -----
Age of the youngest
climber to reach the top: -----

Age of the oldest climber
to reach the top: -----

Share the numbers
that tell about the
mountain.

Interesting Facts about
the Mountain

1.

2.

3.

Name: _____

Compare & Contrast

