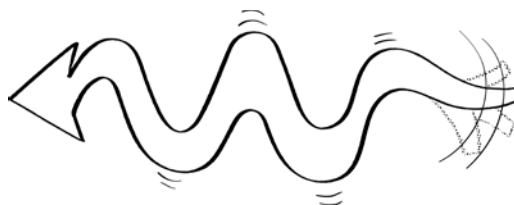




Empowered Beginnings: Leading the Way



Name



Empowered



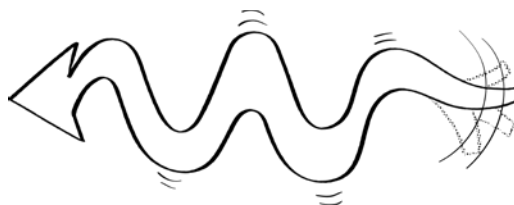
Beginnings:

Leading the

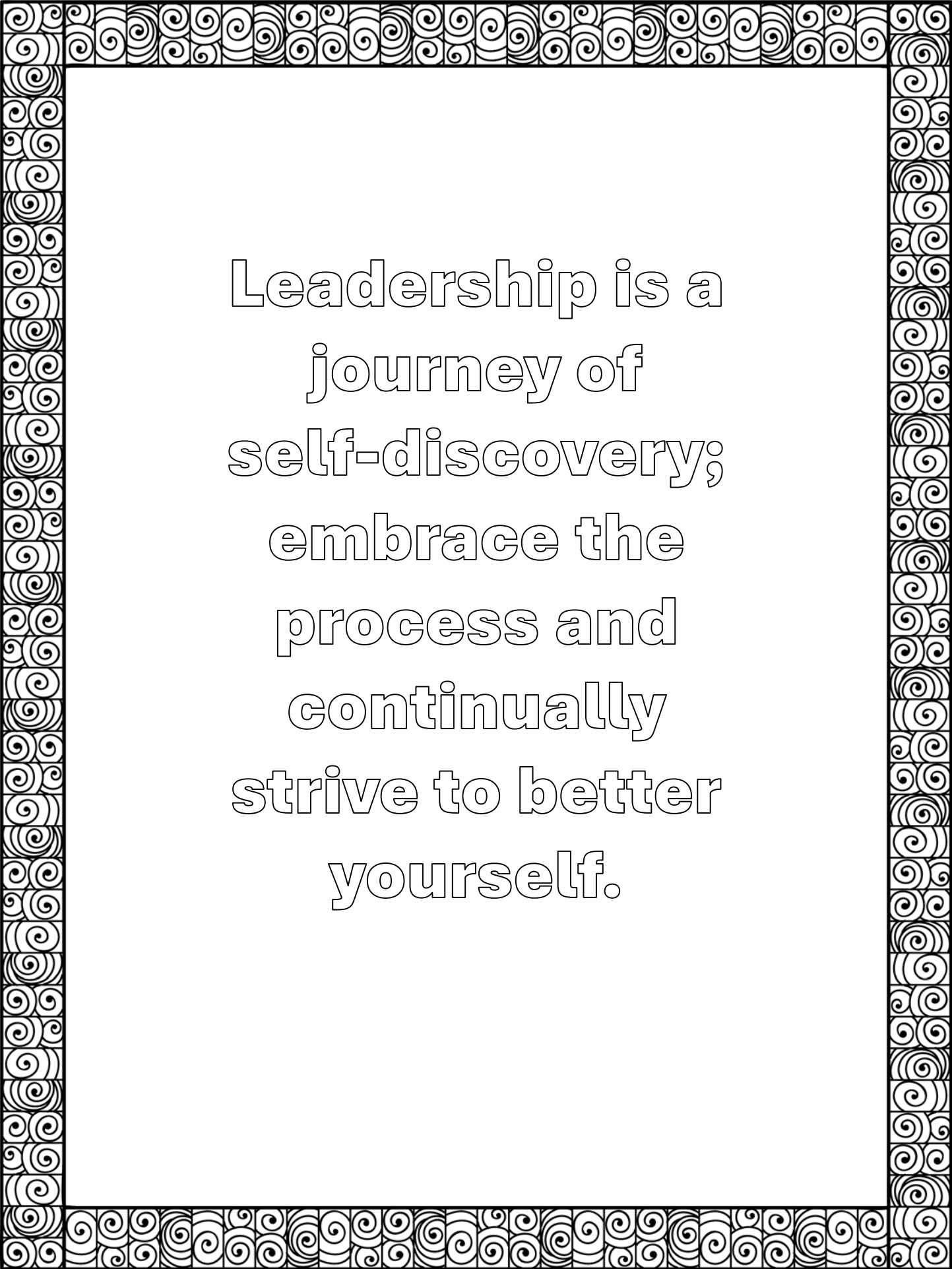
Way in Sixth



Grade



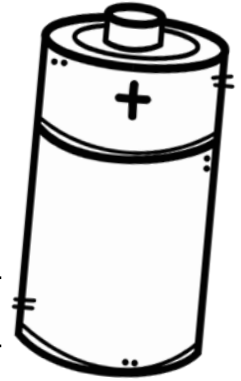
Name



Leadership is a
journey of
self-discovery;
embrace the
process and
continually
strive to better
yourself.

Potential

Reflection: How can a person's potential be compared to a battery?



What potential do you hold inside of you? What are your strengths? What skills do you have? What could you be better at with a little practice?

1.

2.

3.

Use words and pictures to explain each word.

worth

potential

How do you think these words will
fit together in our classroom?

inspired

hope

Use words and pictures to explain each word.


contribute

propel

How do you think these words will
fit together in our classroom?

change

culture



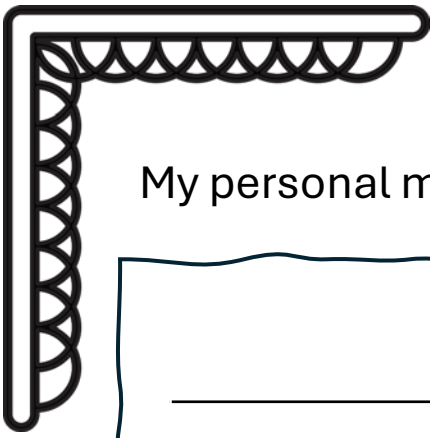
Our class mission statement:





How will I work to help our class achieve this?






My personal mission statement:








How will I work to help myself achieve this?



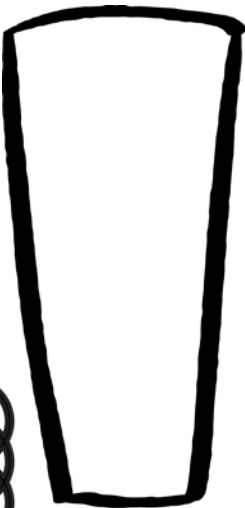





What character traits do you think a leader should possess?



Inspiration in Action

You will work with your group to learn about one individual who took initiative to make a difference. Record your notes below.



A decorative frame with a scalloped top and a spiral side, enclosing the text "Always try your best" and a paragraph about reading a poem by Barbara Vance.


A decorative frame with a scalloped top and a spiral side, enclosing the text "Always try your best" and a paragraph about reading a poem by Barbara Vance.

This image shows a single sheet of white paper with horizontal blue ruling lines. The lines are evenly spaced and run across the width of the page. There are no margins or other markings on the paper.

A simple line drawing of a rectangular piece of paper. The bottom edge is folded upwards, creating a triangular flap. The paper is white with a black outline. A soft grey shadow is cast beneath the paper, suggesting it is resting on a surface.

Who am I?

Think about it: What makes you unique? These qualities will you find ways to contribute to our classroom community.



Decorate the book pages to help others learn about you.