

How are caves formed?

Caves are formed by a variety of natural processes. These can take thousands or even millions of years to occur. Most caves are created through the process of chemical weathering. This occurs when acidic water dissolves minerals in the rock, creating cavities and underground channels.

One common type of cave is a limestone cave. These caves are formed by the dissolution of limestone rock. Limestone is composed of calcium carbonate, which is easily dissolved by slightly acidic water. Over time, this process can create large underground chambers and passageways.

Another type of cave is a lava tube. This type of cave is formed by flowing lava that solidifies on the outside while the molten rock continues to flow inside. As the lava cools and hardens, it can create a hollow tube-like structure that remains after the lava flow has ceased.

The process of erosion also contributes to the formation of caves. This is when rock and soil gradually wear away. Most often, this is caused by water, wind, and ice in existing cave passages. This can result in the shaping and widening of passages along with the creation of unique formations and features.

Once a cave is formed, it can continue to change and evolve over time. Water dripping into the cave can create stalactites (hanging formations) and stalagmites (upward-pointing formations) as minerals slowly build up over time. Other features commonly found in caves include underground lakes, flowstones, and curtains.

What is dissolution?

Dissolution occurs when water dissolves minerals that make up rock. It leaves behinds small pockets and voids. When this happens, tiny channels, crevices, and caverns are formed in the rock. This will eventually create larger cave systems. Over time, these voids grow larger as water continues to flow through the rock, carving out intricate formations.

Cave Formations

Stalactites: These are icicle-shaped formations that hang from the ceiling of a cave. They are formed by the slow dripping of water that contains dissolved calcium carbonate. This solution gradually solidifies to form a cone-shaped deposit.




Stalagmites: These are similar to stalactites, but they grow up from the floor of the cave. They are formed by the same process as stalactites. The solution drips onto the ground and builds up over time.



Flowstones: These are formed by the accumulation of mineral-rich water that flows over a surface. This leaves behind a layer of calcite or other minerals. Flowstones can take on a variety of shapes. They might look like sheets, curtains, or draperies.



Helictites: These are delicate, twisting formations that grow in unusual directions, often defying gravity. They are formed by the slow seepage of water through cracks in the cave walls. The minerals are deposited in unusual directions.



Cave popcorn: These are small, knobby formations. They are created by precipitation that deposits minerals. They are often found on cave walls and ceilings. You can find them in a variety of shapes and sizes.




Cave Diving

Cave diving is a specialized form of scuba diving that involves exploring underwater cave systems. It is a challenging and often dangerous activity. You must have specialized training, equipment, and experience to ensure safety. Here are some key aspects of cave diving:

1. **Training:** Cave diving requires specialized training beyond standard scuba diving certification. This training covers topics such as cave geology and navigation. Divers must also learn safety procedures and how to use equipment.
2. **Equipment:** Cave divers use specialized scuba diving equipment. Some things they need are underwater lights, reels or spools for marking the way, masks, and fins. You will also need a wet suit and instruments for measuring the depth and time. Most important are air tanks and the necessary accessories.
3. **Hazards:** Cave diving involves many hazards. These include low visibility, becoming entangled, and the risk of running out of air. Cave diving requires careful attention. Disturbing silt or sediment can reduce visibility and create hazards.
4. **Exploration and research:** Cave diving can be used to explore and map underwater cave systems. This help scientists learn about the geology of the area. It can also be used for scientific research. Cave-dwelling species can be studied or water quality measured.

5. **Recreational diving:** Even though it is high risk, many recreational divers who are trained enjoy the sport. Some popular cave diving destinations include Florida, Mexico, and the Caribbean.



Caves Throughout Human History

Caves have been important to humans throughout history for a variety of reasons. Here are some examples:

1. **Shelter:** Caves have been used as shelters by humans for thousands of years. They have offered protection from the elements and predators. Many early human societies, such as the Neanderthals, lived in caves and used them as a base for hunting and gathering.

2. **Food & Water:** Caves offered a place to store perishable foods. Many cave systems contain freshwater springs. This can be a source of drinking water.

3. **Art:** Caves have been used as sites for art for thousands of years. Some of the earliest known examples of cave art are found in Europe. Early humans created paintings and carvings of animals, people, and abstract designs.

4. **Religion and spirituality:** Caves have often been considered sacred or spiritual places by humans. Many religious rituals and ceremonies have been held in caves throughout history. In some cultures, caves were believed to be portals to the underworld or the realm of the gods.

5. **Scientific research:** Caves are also important sites for scientific research, particularly in the fields of geology, biology, and paleontology. Cave systems can provide valuable insights into the history of the Earth and humans. Also, many rare or endangered species are found only in cave environments.



Popular Caves in the United States

There are many amazing caves to explore in the United States. Each has its own unique features and history.

Located in New Mexico, Carlsbad Caverns National Park is a must-see for anyone interested in caves. Visitors can take guided tours of the caverns and explore underground chambers. They can see stunning rock formations, including the massive Big Room. Don't forget to check out the park's bat flight program, where you can watch thousands of bats emerge from the cave at dusk!

Mammoth Cave National Park is in Kentucky. It is the longest known cave system in the world. It has over 400 miles of explored passageways. Visitors can take tours of the caves. They will see a variety of chambers, tunnels, and underground rivers. The park also offers opportunities for hiking, camping, and wildlife watching.

Located in Virginia's Shenandoah Valley, Luray Caverns is a popular tourist destination. Visitors can take a guided tour of the caverns. They will see stunning rock formations, underground lakes, and even a "Stalacpipe Organ" that creates music by tapping on the cave formations.

Wind Cave National Park in South Dakota is known for its unique "boxwork" formations. These look like intricate spider webs. Visitors can take tours of the cave and explore underground passageways filled with fascinating geological features. The park also offers hiking trails and opportunities for wildlife watching, including herds of bison.

Jewel Cave National Park in South Dakota is another popular destination for cave enthusiasts. The cave features a variety of formations. These include stalactites, stalagmites, and draperies. Visitors can take guided tours of the cave and learn about its history and geology. The surrounding Black Hills area offers opportunities for hiking, camping, and other outdoor activities.

Have you visited any of these caves that can be found in the United States?



What are some animals found in caves?

Caves are home to a variety of animals. Some of the common animals found in caves include:

Bats: Bats are perhaps the most well-known cave-dwelling animals. They are nocturnal and use echolocation to navigate and locate prey in the dark. They play an important role in many cave ecosystems. One of their jobs is to control the insect population.

Cave crickets: These insects are common in many caves and are adapted to life in the dark. Their antennae help them navigate their surroundings in low-light conditions. They are omnivorous and feed on organic matter and other insects.

Cave salamanders: Many species of salamanders are found in caves, including some that are endemic to specific cave systems. These salamanders have adapted to the dark environment and are often blind or have reduced eyesight. Their slim bodies and moist skin allow them to navigate through damp caves.

Cave fish: Fish are found in many cave systems. Some have evolved to have adaptations which help them survive in caves. They might not have eyes, pale skin, and senses that help them navigate and find food in the dark.

Spiders: Many species of spiders are found in caves. Some are adapted to life in the dark and have evolved to be eyeless. They have elongated legs and bodies that allow them to navigate uneven surfaces and tight spaces.


Millipedes: Many species of millipedes are found in caves. They play an important role in breaking down organic matter and recycling nutrients. They prefer to live in dark, moist areas such as in crevices or under rocks. They are a food source for many cave animals.

Overall, the animals found in caves are adapted to the unique challenges of life in a dark, nutrient-poor environment. Many have evolved adaptations to help them survive.



Tools for Spelunking

1. **Helmet:** A good-quality helmet is essential. It will protect your head from bumps, falls, and other hazards.
2. **Headlamp:** A powerful headlamp is necessary for illuminating the cave. This will allow you to see where you're going.
3. **Climbing equipment:** This includes ropes, carabiners, harnesses, and other gear. These are necessary for ascending and descending steep walls or drops in the cave.
4. **Protective clothing:** Dress depending on the temperature and conditions of the cave. You may need to wear a wetsuit, a drysuit, or other specialized clothing to keep you warm and dry.
5. **Navigation tools:** You will need a map and compass, or a GPS device. This can help you navigate through the cave and avoid getting lost.
6. **First aid kit:** It's important to carry a well-stocked first aid kit in case of injuries or emergencies.
7. **Communication equipment:** A two-way radio or other communication device can help you stay in contact with your team and call for help if necessary.
8. **Food and water:** It's important to bring enough food and water to sustain you during your trip. Caving can be physically demanding and dehydrating.



Waitomo Glowworm Caves

The Waitomo Glowworm Caves are a popular tourist attraction located on the North Island of New Zealand. These limestone caves are known for their unique glowworm displays. They light up the cave walls with a surreal blue-green glow.

Visitors can take guided tours of the caves. A boat ride travels through the Glowworm Grotto. This section of the cave is filled with thousands of tiny glowworms that hang from the ceiling like luminous stars. This creates a magical and otherworldly atmosphere.

The glowworms are actually the larvae of a species of fly called *Arachnocampa luminosa*. These larvae produce bioluminescent light to attract prey. They catch their prey using sticky threads of silk. The glowworms' natural light creates a stunning display in the cave, making the Waitomo Caves one of the most unique and beautiful cave systems in the world.

In addition to the Glowworm Grotto, the Waitomo Caves also feature a variety of other limestone formations. There are stalactites, stalagmites, and flowstones. Visitors can also explore the nearby Ruakuri Cave, which features a unique spiral entrance and an underground waterfall.



What is bioluminescence?

It is the production and emission of light by living organisms.

