

Name: _____

Title: _____

Author: _____

What does the text say?

Who?

What?

Where?

When?

Why?

Name: _____

Title: _____

Author: _____

Answer the questions you learned about in your reading.

What is happening?

Who are the most important characters?

Where does the story take place?

When does the story take place?

What is the problem and solution?

Name: _____

Title: _____

Author: _____

Share the most important events in the story:

#1

#2

#3

#4

#5

Name: _____

Title: _____

Author: _____

Make a storyboard to show the important events in the story.

Name: _____

Title: _____

Author: _____

Share the most important events in the story:

Event #1

Event #2

Event #3

Message or Lesson

Name: _____

Title: _____

Author: _____

Create a timeline of the events in the book

A dashed-line timeline template for a book. It consists of a horizontal line with ten vertical rectangular boxes of varying heights and widths attached to it, all outlined with a dashed line. The boxes are arranged in a sequence that rises and falls, providing a visual structure for plotting events.

Name: _____

Title: _____

Story Elements

setting	characters	problem	solution
----------------	-------------------	----------------	-----------------

beginning	middle	end
------------------	---------------	------------

Message or Lesson

Name: _____

Title: _____

Outlining a Summary

Someone...

(the main character or characters)

Wanted to...

(What was the main character doing?)

But...

(What problem prevented the character from meeting his or her goal?)

So...

(How did the character react? What did he or she do?)

Then...

(How was the problem solved?)

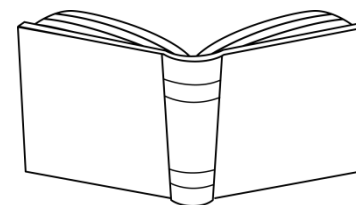
Lesson...

Name: _____

Title: _____

Author: _____

Making Inferences



What the text says...	I can infer...

Name: _____

Title: _____

Author: _____

Making Inferences

What the text says...	I can infer...

Name: _____

Title: _____

Author: _____

Making Inferences

What the text says...	I can infer...

Name: _____

Title: _____

Author: _____

Making Inferences

The text says...	+	What I already know...	=	I can infer...
------------------	---	------------------------	---	----------------

The text says...	+	What I already know...	=	I can infer...
------------------	---	------------------------	---	----------------

Name: _____

Title: _____

Author: _____

Determining Character Traits for _____ (character's name)

The text says...	+	The text says...	=	A character trait that fits this character is...
------------------	---	------------------	---	--

The text says...	+	The text says...	=	A character trait that fits this character is...
------------------	---	------------------	---	--

Name: _____

A character trait to describe the character:

A character trait to describe the character:

The main character is:

A character trait to describe the character:

A character trait to describe the character:

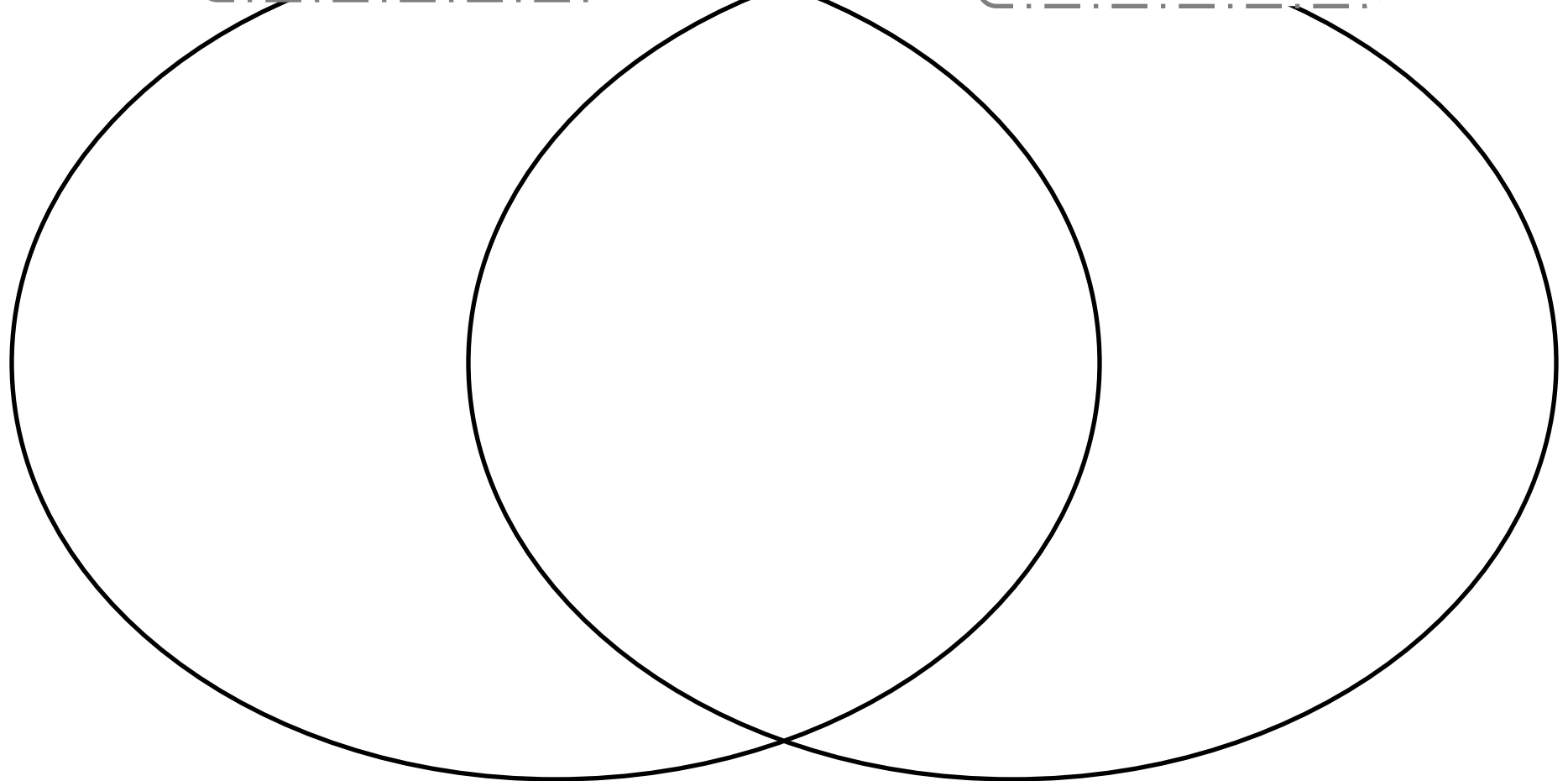
Use evidence from the text to support your answers.

Name: _____

Title: _____

Author: _____

Compare and contrast two characters in the story



Name: _____

Title: _____

Author: _____

Draw a picture to show the main character.



Use words to tell about the character the main character displays.



Name: _____

All about _____ (character)

Share character traits this
character displays:

Show the character

--	--	--



Name: _____

All about _____ (character)

Show the character

What the main character thinks...

What the main character says...

What the main character does...

Name: _____

Title: _____

Author: _____

The two most important characters are:

Share character traits that tell about each character.


Name: _____

Title: _____

Author: _____

The main character is

_____.



Share a character trait the character displays and an event in the story that led you to that trait.



Name: _____

Title: _____

Author: _____

The main character is

_____.

How does the main character
respond to the problem?

A large dashed-line box for writing the main character's name.

A large dashed-line box for writing the character's response to the problem.

The problem the character
faces is:

Four horizontal lines for writing the problem the character faces.

Four horizontal lines for writing the character's response to the problem.

Name: _____

Title: _____

Author: _____

Share how the main character reacted to the problem in the story.

Character
Response

[Dashed box for character response]

The main
character is

_____.

[Dashed box for character description]

[Dashed box for character description]

Name: _____

Title: _____

Author: _____

Draw a picture to show the problem. Draw a picture to show the solution.



Use words to tell about the problem.

Use words to tell about the solution.



Name: _____

Title: _____

Author: _____

Draw and label a scene from the story.



Name: _____

Title: _____

Author: _____

Sharing Emotions

Show a scene from the
story

How the story made me feel:

1.

2.

3.

Name: _____

Title: _____

Author: _____

Share evidence from the text that helped you determine the theme.

Theme

[Dashed box for writing evidence]

The theme of the story is

_____.

[Dashed box for writing evidence]

[Dashed box for writing evidence]

Name: _____

Title: _____

Author: _____

Problem & Solution

The problem is

How did the characters
react to the problem?

This is what the text told me
about the solution.

Name: _____

Title: _____

Author: _____

Reading Reactions

Vocabulary Words

1.

2.

3.

The lesson in this story is:

How I feel about this story:

Name: _____

Title: _____

Author: _____

Reaction Map

The main character is

_____.

The problem the main character faces:

If I were the main character,
I would have...

How would this have changed the ending?

Name: _____

Title: _____

Author: _____

The lesson is

Show an important event

What key events helped me
determine the lesson?

My reaction to the story:

Name: _____

Title: _____

Author: _____

The theme is

My reaction to the story:

What key events helped me determine the theme?

Name: _____

Title: _____

Author: _____

The main character is:

show the main character

Two character traits displayed (use evidence from the text)

The problem is:

The solution is:

Name _____

problem & solution

genre

Include
evidence from
the text to
support your
answers.

1.

2.

main character & two
character traits

theme

Title: _____

Author: _____

Name: _____

Title: _____

Use words and pictures to tell about the text.

The theme of this story is...

(Use evidence from the text to support your answer.)

How the story made
me feel...

I do or do not
recommend this story
because...

A connection I made
while reading is...

<hr/> <hr/> <hr/> <hr/> <hr/> <hr/>	<hr/> <hr/> <hr/> <hr/> <hr/> <hr/>	<hr/> <hr/> <hr/> <hr/> <hr/> <hr/>
-------------------------------------	-------------------------------------	-------------------------------------

Name: _____

Title: _____

Author: _____



Making Connections

Text-to-Text Connection

Title: _____

Title: _____

Share the connection you made and details you read that support your connection.



Name: _____

Title: _____

Author: _____


Making Connections

Text-to-World Connection

something from the text

something from the world

--	--



Name: _____



Title: _____

Author: _____

Making Connections

Text-to-World Connection

Share the text-to-world connection you made while reading. Share the details that helped you make the connection.



Name: _____

Title: _____

Author: _____


Making Connections

Text-to-Self Connection

something from the text

what happened in my life

--	--



Name: _____


Title: _____

Author: _____

Making Connections

Text-to-Self Connection

Share the text-to-self connection you made while reading. Share the details that helped you make the connection.



Name: _____

Title: _____

Author: _____

compare and contrast two texts

