

## Table of Contents

Selecting your Garden Type.....	1
Pick a Place.....	3
Clear your Ground.....	6
Improve the Soil.....	8
Pick your Plants.....	10
Plant your Plants.....	13
Water.....	15
Fertilize.....	17
Mulch.....	20
Enjoy.....	22

©www.thecurriculumcorner.com

# Table of Contents

©www.thecurriculumcorner.com

The table of contents can be used to help you find what you are looking for. It can also be used to help you preview the text.

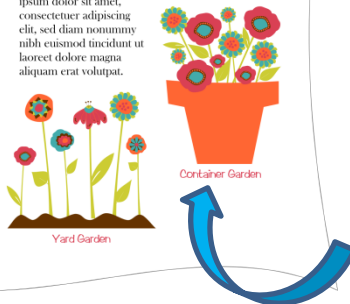
©www.thecurriculumcorner.com

©www.thecurriculumcorner.com

### How Much Space Do You Have

Lorem ipsum dolor sit amet, consectetur adipiscing elit, sed diam nonummy nibh euismod tincidunt ut laoreet dolore magna aliquam erat volutpat. Lorem ipsum dolor sit amet, consectetur adipiscing elit, sed diam nonummy nibh euismod tincidunt ut laoreet dolore magna aliquam erat volutpat.

Lorem ipsum dolor sit amet, consectetur adipiscing elit, sed diam nonummy nibh euismod tincidunt ut laoreet dolore magna aliquam erat volutpat. Lorem ipsum dolor sit amet, consectetur adipiscing elit, sed diam nonummy nibh euismod tincidunt ut laoreet dolore magna aliquam erat volutpat.



# Captions

©www.thecurriculumcorner.com

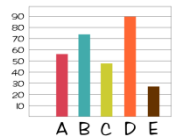
Captions are found under, above or next to a picture. Captions are used to describe the pictures or illustrations.

©www.thecurriculumcorner.com

### Keeping Track

Lorem ipsum dolor sit amet, consectetur adipiscing elit, sed diam nonummy nibh euismod tincidunt ut laoreet dolore magna aliquam erat volutpat.

Lorem ipsum dolor sit amet, consectetur adipiscing elit, sed diam nonummy nibh euismod tincidunt ut laoreet dolore magna aliquam erat volutpat. Lorem ipsum dolor sit amet, consectetur adipiscing elit, sed diam nonummy nibh euismod tincidunt ut laoreet dolore magna aliquam erat volutpat.



■ Nonummy  
■ Euismod  
■ Tincidunt  
■ Ipsum  
■ Dolor



©www.thecurriculumcorner.com

# Graphs

©www.thecurriculumcorner.com

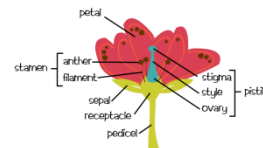
A graph is used to display information in an organized manner. They are used to help a reader visualize numbers and information given in the text.

©www.thecurriculumcorner.com

Lorem ipsum dolor sit amet, consectetur adipiscing elit, sed diam nonummy nibh euismod tincidunt ut laoreet dolore magna aliquam erat volutpat.

### Parts of a Flower

Lorem ipsum dolor sit amet, consectetur adipiscing elit, sed diam nonummy nibh euismod tincidunt ut laoreet dolore magna aliquam erat volutpat. Lorem ipsum dolor sit amet, consectetur adipiscing elit, sed diam nonummy nibh euismod tincidunt ut laoreet dolore magna aliquam erat volutpat.



Lorem ipsum dolor sit amet, consectetur adipiscing elit, sed diam nonummy nibh euismod tincidunt ut laoreet dolore magna aliquam erat volutpat.

©www.thecurriculumcorner.com

# Diagrams & Labels

©www.thecurriculumcorner.com

A diagram is a picture or drawing used to help make the text easier to understand. It helps a reader visualize what he or she is reading. It often contains labels. Labels are words used to tell about the diagram.

©www.thecurriculumcorner.com

magna aliquam erat volutpat. Lorem ipsum dolor sit amet, consectetur adipiscing elit, sed diam nonummy nibh euismod tincidunt ut laoreet dolore



Feb Mar Apr May Jun

#### Planning

Lorem ipsum dolor sit amet, consectetur adipiscing elit, sed diam nonummy nibh euismod tincidunt ut laoreet dolore magna aliquam erat volutpat. Lorem ipsum dolor sit amet, consectetur adipiscing elit, sed diam nonummy nibh euismod tincidunt ut laoreet dolore magna aliquam erat volutpat.

Lorem ipsum dolor sit amet, consectetur adipiscing elit, sed diam nonummy nibh euismod tincidunt ut laoreet dolore magna aliquam erat volutpat.

©www.thecurriculumcorner.com

# Timeline

©www.thecurriculumcorner.com

A chart that shows past events in chronological order.

©www.thecurriculumcorner.com

#### Fertilize

##### What Type is Best

Lorem ipsum dolor sit amet, consectetur adipiscing elit, sed diam nonummy nibh euismod tincidunt ut laoreet dolore magna aliquam erat volutpat.

##### How Often

Lorem ipsum dolor sit amet, consectetur adipiscing elit, sed diam nonummy nibh euismod tincidunt ut laoreet dolore magna aliquam erat volutpat. Lorem ipsum dolor sit amet, consectetur adipiscing elit, sed diam nonummy nibh euismod tincidunt ut laoreet dolore magna aliquam erat volutpat.

Lorem ipsum dolor sit amet, consectetur adipiscing elit, **sed diam nonummy nibh euismod** tincidunt ut laoreet dolore magna aliquam erat volutpat.

Lorem ipsum dolor sit amet, consectetur adipiscing elit, sed diam nonummy nibh euismod tincidunt ut laoreet dolore magna aliquam erat volutpat. Lorem ipsum dolor sit amet, consectetur adipiscing elit, sed diam nonummy nibh euismod tincidunt ut laoreet dolore magna aliquam erat volutpat.

©www.thecurriculumcorner.com

# Font Styles

bold print,  
highlighted  
words,  
italics

©www.thecurriculumcorner.com

Different font styles are used to emphasize specific words in the text.

©www.thecurriculumcorner.com

## Glossary

**Climate:** Lorem ipsum dolor sit amet, consectetur adipiscing elit, sed diam nonummy nibh euismod tincidunt ut laoreet dolore magna aliquam.

**Container:** Lorem ipsum dolor sit amet, consectetur adipiscing elit, sed diam nonummy.

**Fertilizer:** Lorem ipsum dolor sit amet, consectetur adipiscing elit, sed diam nonummy.

**Much:** Lorem ipsum dolor sit amet, consectetur adipiscing elit, sed diam nonummy nibh euismod tincidunt ut laoreet dolore.

**Soil:** Lorem ipsum dolor sit amet, consectetur adipiscing elit, sed diam nonummy nibh euismod tincidunt ut laoreet dolore magna aliquam. Lorem ipsum dolor sit amet, consectetur adipiscing elit, sed diam.

©www.thecurriculumcorner.com

# Glossary

©www.thecurriculumcorner.com

A glossary is found at the end of the text or book. It contains important words along with their definitions.

©www.thecurriculumcorner.com

## Selecting Your Garden Type

### Intent

Lorem ipsum dolor sit amet, consectetur adipiscing elit, sed diam nonummy nibh euismod tincidunt ut laoreet dolore magna aliquam erat volutpat.

### Available Time

Lorem ipsum dolor sit amet, consectetur adipiscing elit, sed diam nonummy nibh euismod tincidunt ut laoreet dolore magna aliquam erat volutpat. Lorem ipsum dolor sit amet, consectetur adipiscing elit, sed diam nonummy nibh euismod tincidunt ut laoreet dolore magna aliquam erat volutpat.

### Available Space

Lorem ipsum dolor sit amet, consectetur adipiscing elit, sed diam nonummy nibh euismod tincidunt ut laoreet dolore magna aliquam erat volutpat.

Lorem ipsum dolor sit amet, consectetur adipiscing elit, sed diam nonummy nibh euismod tincidunt ut laoreet dolore magna aliquam erat volutpat. Lorem ipsum dolor sit amet, consectetur adipiscing elit, sed diam nonummy nibh euismod tincidunt ut laoreet dolore magna aliquam erat volutpat.

©www.thecurriculumcorner.com

# Headings & Subheadings

©www.thecurriculumcorner.com

Headings and subheadings give the reader a clue about what the author will be telling about in each section.

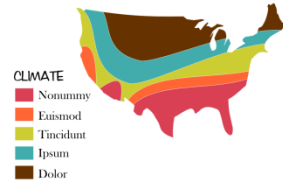
©www.thecurriculumcorner.com

Lorem ipsum dolor sit amet, consectetur adipiscing elit, sed diam nonummy nibh euismod tincidunt ut laoreet dolore magna aliquam erat volutpat.

#### Climate

Lorem ipsum dolor sit amet, consectetur adipiscing elit, sed diam nonummy nibh euismod tincidunt ut laoreet dolore magna aliquam erat volutpat. Lorem ipsum dolor sit amet, consectetur adipiscing elit, sed diam nonummy nibh euismod tincidunt ut laoreet dolore magna aliquam erat volutpat.

Lorem ipsum dolor sit amet, consectetur adipiscing elit, sed diam nonummy nibh euismod tincidunt ut laoreet dolore magna aliquam erat volutpat. Lorem ipsum dolor sit amet, consectetur adipiscing elit, sed diam nonummy nibh euismod tincidunt ut laoreet dolore magna aliquam erat volutpat.



©www.thecurriculumcorner.com

# Map

©www.thecurriculumcorner.com

A map is a picture that shows a location being discussed in the text.

©www.thecurriculumcorner.com

Lorem ipsum dolor sit amet, consectetur adipiscing elit, sed diam nonummy nibh euismod tincidunt ut laoreet dolore magna aliquam erat volutpat.

#### Selecting Your Flowers

Lorem ipsum dolor sit amet, consectetur adipiscing elit, sed diam nonummy nibh euismod tincidunt ut laoreet dolore magna aliquam erat volutpat. Lorem ipsum dolor sit amet, consectetur adipiscing elit, sed diam nonummy nibh euismod tincidunt ut laoreet dolore magna aliquam erat volutpat.

Lorem ipsum dolor sit amet, consectetur adipiscing elit, sed diam nonummy nibh euismod tincidunt ut laoreet dolore magna aliquam erat volutpat.

Donec sit amet, ipsum elit, sed diam nonummy nibh euismod tincidunt ut laoreet dolore magna aliquam erat volutpat. Lorem ipsum dolor sit amet, consectetur adipiscing elit, sed diam nonummy nibh euismod tincidunt ut laoreet dolore magna aliquam erat volutpat.



#### Enjoy

Lorem ipsum dolor sit amet, consectetur adipiscing elit, sed diam nonummy nibh euismod tincidunt ut laoreet dolore magna aliquam erat volutpat. Lorem ipsum dolor sit amet, consectetur adipiscing elit, sed diam nonummy nibh euismod tincidunt ut laoreet dolore magna aliquam erat volutpat. Lorem ipsum dolor sit amet, consectetur adipiscing elit, sed diam nonummy nibh euismod tincidunt ut laoreet dolore magna aliquam erat volutpat.

©www.thecurriculumcorner.com

# Illustrations

©www.thecurriculumcorner.com

Photographs and drawings are used to support the ideas in the reading.

©www.thecurriculumcorner.com

## Index

<b>A</b>		Biennials	7
Acid Soil	3	Birds	9
Agave	8	Blanching	12
Air Plants	4, 12	Bug Gardens	18
Alkaline Soil	15	Bulbs	3, 17
Aloe	2	Butterflies	9
Altitude	3, 22		
Annals	7	<b>C</b>	
Ants	8	Cacti	8
Aphids	16	Carnivorous Plants	9
Apple Trees	5	Caterpillars	9
Arbors	9	Charcoal	21
Ashes	21	Children	4, 21
Azaleas	15	Christmas Trees	5, 21
		Citrus Fruits	18
<b>B</b>		City Garden	18
Balcony Gardens	4	Clay Soil	15
Bamboo	17	Climbers	17
Bark	9	Coffee Grounds	2
Basil	8	Color	3
Bedding Plants	3, 7	Companion Plants	5
Bees	8	Compost	9
Benches	11	Cut Flowers	17

©www.thecurriculumcorner.com

# Index

©www.thecurriculumcorner.com

An index tells the reader where to find information or key words. Listed in alphabetical order.

©www.thecurriculumcorner.com

©www.thecurriculumcorner.com

©www.thecurriculumcorner.com

©www.thecurriculumcorner.com

## Table of Contents

Selecting your Garden Type.....	1
Pick a Place.....	3
Clear your Ground.....	6
Improve the Soil.....	8
Pick your Plants.....	10
Plant your Plants.....	13
Water.....	15
Fertilize.....	17
Mulch.....	20
Enjoy.....	22

©www.thecurriculumcorner.com

# Table of Contents

©www.thecurriculumcorner.com

The table of contents can be used to help you find what you are looking for. It can also be used to help you preview the text.

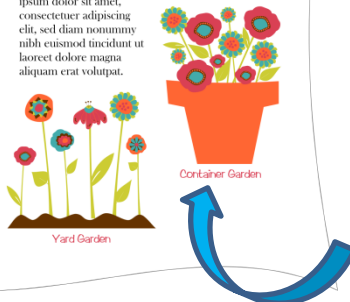
©www.thecurriculumcorner.com

©www.thecurriculumcorner.com

### How Much Space Do You Have

Lorem ipsum dolor sit amet, consectetur adipiscing elit, sed diam nonummy nibh euismod tincidunt ut laoreet dolore magna aliquam erat volutpat. Lorem ipsum dolor sit amet, consectetur adipiscing elit, sed diam nonummy nibh euismod tincidunt ut laoreet dolore magna aliquam erat volutpat.

Lorem ipsum dolor sit amet, consectetur adipiscing elit, sed diam nonummy nibh euismod tincidunt ut laoreet dolore magna aliquam erat volutpat. Lorem ipsum dolor sit amet, consectetur adipiscing elit, sed diam nonummy nibh euismod tincidunt ut laoreet dolore magna aliquam erat volutpat.



# Captions

©www.thecurriculumcorner.com

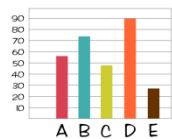
Captions are found under, above or next to a picture. Captions are used to describe the pictures or illustrations.

©www.thecurriculumcorner.com

### Keeping Track

Lorem ipsum dolor sit amet, consectetur adipiscing elit, sed diam nonummy nibh euismod tincidunt ut laoreet dolore magna aliquam erat volutpat.

Lorem ipsum dolor sit amet, consectetur adipiscing elit, sed diam nonummy nibh euismod tincidunt ut laoreet dolore magna aliquam erat volutpat. Lorem ipsum dolor sit amet, consectetur adipiscing elit, sed diam nonummy nibh euismod tincidunt ut laoreet dolore magna aliquam erat volutpat.



©www.thecurriculumcorner.com

# Graphs

©www.thecurriculumcorner.com

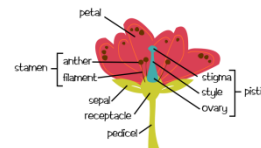
A graph is used to display information in an organized manner. They are used to help a reader visualize numbers and information given in the text.

©www.thecurriculumcorner.com

Lorem ipsum dolor sit amet, consectetur adipiscing elit, sed diam nonummy nibh euismod tincidunt ut laoreet dolore magna aliquam erat volutpat.

### Parts of a Flower

Lorem ipsum dolor sit amet, consectetur adipiscing elit, sed diam nonummy nibh euismod tincidunt ut laoreet dolore magna aliquam erat volutpat. Lorem ipsum dolor sit amet, consectetur adipiscing elit, sed diam nonummy nibh euismod tincidunt ut laoreet dolore magna aliquam erat volutpat.



Lorem ipsum dolor sit amet, consectetur adipiscing elit, sed diam nonummy nibh euismod tincidunt ut laoreet dolore magna aliquam erat volutpat.

©www.thecurriculumcorner.com

# Diagrams & Labels

©www.thecurriculumcorner.com

A diagram is a picture or drawing used to help make the text easier to understand. It helps a reader visualize what he or she is reading. It often contains labels. Labels are words used to tell about the diagram.

©www.thecurriculumcorner.com



magna aliquam erat volutpat. Lorem ipsum dolor sit amet, consectetur adipiscing elit, sed diam nonummy nibh euismod tincidunt ut laoreet dolore



Feb Mar Apr May Jun

#### Planning

Lorem ipsum dolor sit amet, consectetur adipiscing elit, sed diam nonummy nibh euismod tincidunt ut laoreet dolore magna aliquam erat volutpat. Lorem ipsum dolor sit amet, consectetur adipiscing elit, sed diam nonummy nibh euismod tincidunt ut laoreet dolore magna aliquam erat volutpat.

Lorem ipsum dolor sit amet, consectetur adipiscing elit, sed diam nonummy nibh euismod tincidunt ut laoreet dolore magna aliquam erat volutpat.

©www.thecurriculumcorner.com

# Timeline

©www.thecurriculumcorner.com

A chart that shows past events in chronological order.

©www.thecurriculumcorner.com

#### Fertilize

##### What Type is Best

Lorem ipsum dolor sit amet, **consectetur adipiscing** elit, sed diam nonummy nibh euismod tincidunt ut laoreet dolore magna aliquam erat volutpat.

##### How Often

*Lorem ipsum dolor sit amet, consectetur adipiscing elit, sed diam nonummy nibh euismod tincidunt ut laoreet dolore magna aliquam erat volutpat. Lorem ipsum dolor sit amet, consectetur adipiscing elit, sed diam nonummy nibh euismod tincidunt ut laoreet dolore magna aliquam erat volutpat.*

Lorem ipsum dolor sit amet, consectetur adipiscing elit, **sed diam nonummy nibh euismod** tincidunt ut laoreet dolore magna aliquam erat volutpat.

Lorem ipsum dolor sit amet, consectetur adipiscing elit, sed diam nonummy nibh euismod tincidunt ut laoreet dolore magna aliquam erat volutpat. Lorem ipsum dolor sit amet, consectetur adipiscing elit, sed diam nonummy nibh euismod tincidunt ut laoreet dolore magna aliquam erat volutpat.

©www.thecurriculumcorner.com

# Font Styles

bold print,  
highlighted  
words,  
italics

©www.thecurriculumcorner.com

Different font styles are used to emphasize specific words in the text.

©www.thecurriculumcorner.com

## Glossary

**Climate:** Lorem ipsum dolor sit amet, consectetur adipiscing elit, sed diam nonummy nibh euismod tincidunt ut laoreet dolore magna aliquam.

**Container:** Lorem ipsum dolor sit amet, consectetur adipiscing elit, sed diam nonummy.

**Fertilizer:** Lorem ipsum dolor sit amet, consectetur adipiscing elit, sed diam nonummy.

**Much:** Lorem ipsum dolor sit amet, consectetur adipiscing elit, sed diam nonummy nibh euismod tincidunt ut laoreet dolore.

**Soil:** Lorem ipsum dolor sit amet, consectetur adipiscing elit, sed diam nonummy nibh euismod tincidunt ut laoreet dolore magna aliquam. Lorem ipsum dolor sit amet, consectetur adipiscing elit, sed diam.

©www.thecurriculumcorner.com

# Glossary

©www.thecurriculumcorner.com

A glossary is found at the end of the text or book. It contains important words along with their definitions.

©www.thecurriculumcorner.com

## Selecting Your Garden Type

### Intent

Lorem ipsum dolor sit amet, consectetur adipiscing elit, sed diam nonummy nibh euismod tincidunt ut laoreet dolore magna aliquam erat volutpat.

### Available Time

Lorem ipsum dolor sit amet, consectetur adipiscing elit, sed diam nonummy nibh euismod tincidunt ut laoreet dolore magna aliquam erat volutpat. Lorem ipsum dolor sit amet, consectetur adipiscing elit, sed diam nonummy nibh euismod tincidunt ut laoreet dolore magna aliquam erat volutpat.

### Available Space

Lorem ipsum dolor sit amet, consectetur adipiscing elit, sed diam nonummy nibh euismod tincidunt ut laoreet dolore magna aliquam erat volutpat.

Lorem ipsum dolor sit amet, consectetur adipiscing elit, sed diam nonummy nibh euismod tincidunt ut laoreet dolore magna aliquam erat volutpat. Lorem ipsum dolor sit amet, consectetur adipiscing elit, sed diam nonummy nibh euismod tincidunt ut laoreet dolore magna aliquam erat volutpat.

©www.thecurriculumcorner.com

# Headings & Subheadings

©www.thecurriculumcorner.com

Headings and subheadings give the reader a clue about what the author will be telling about in each section.

©www.thecurriculumcorner.com

# Map

©www.thecurriculumcorner.com

A map is a picture that shows a location being discussed in the text.

©www.thecurriculumcorner.com

# Illustrations

©www.thecurriculumcorner.com

Photographs and drawings are used to support the ideas in the reading.

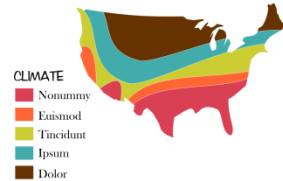
©www.thecurriculumcorner.com

Lorem ipsum dolor sit amet, consectetur adipiscing elit, sed diam nonummy nibh euismod tincidunt ut laoreet dolore magna aliquam erat volutpat.

## Climate

Lorem ipsum dolor sit amet, consectetur adipiscing elit, sed diam nonummy nibh euismod tincidunt ut laoreet dolore magna aliquam erat volutpat. Lorem ipsum dolor sit amet, consectetur adipiscing elit, sed diam nonummy nibh euismod tincidunt ut laoreet dolore magna aliquam erat volutpat.

Lorem ipsum dolor sit amet, consectetur adipiscing elit, sed diam nonummy nibh euismod tincidunt ut laoreet dolore magna aliquam erat volutpat. Lorem ipsum dolor sit amet, consectetur adipiscing elit, sed diam nonummy nibh euismod tincidunt ut laoreet dolore magna aliquam erat volutpat.



©www.thecurriculumcorner.com

Lorem ipsum dolor sit amet, consectetur adipiscing elit, sed diam nonummy nibh euismod tincidunt ut laoreet dolore magna aliquam erat volutpat.

## Selecting Your Flowers

Lorem ipsum dolor sit amet, consectetur adipiscing elit, sed diam nonummy nibh euismod tincidunt ut laoreet dolore magna aliquam erat volutpat. Lorem ipsum dolor sit amet, consectetur adipiscing elit, sed diam nonummy nibh euismod tincidunt ut laoreet dolore magna aliquam erat volutpat.

Lorem ipsum dolor sit amet, consectetur adipiscing elit, sed diam nonummy nibh euismod tincidunt ut laoreet dolore magna aliquam erat volutpat.



Ipsum dolor sit amet, consectetur adipiscing elit, sed diam nonummy nibh euismod tincidunt ut laoreet dolore magna aliquam erat volutpat. Lorem ipsum dolor sit amet, consectetur adipiscing elit, sed diam nonummy nibh euismod tincidunt ut laoreet dolore magna aliquam erat volutpat.



## Enjoy

Lorem ipsum dolor sit amet, consectetur adipiscing elit, sed diam nonummy nibh euismod tincidunt ut laoreet dolore magna aliquam erat volutpat. Lorem ipsum dolor sit amet, consectetur adipiscing elit, sed diam nonummy nibh euismod tincidunt ut laoreet dolore magna aliquam erat volutpat.

Lorem ipsum dolor sit amet, consectetur adipiscing elit, sed diam nonummy nibh euismod tincidunt ut laoreet dolore magna aliquam erat volutpat. Lorem ipsum dolor sit amet, consectetur adipiscing elit, sed diam nonummy nibh euismod tincidunt ut laoreet dolore magna aliquam erat volutpat.

©www.thecurriculumcorner.com

## Index

<b>A</b>	Biennials 7
Acid Soil 3	Birds 9
Agave 8	Blanching 12
Air Plants 4, 12	Bug Gardens 18
Alkaline Soil 15	Bulbs 3, 17
Aloe 2	Butterflies 9
Altitude 3, 22	
Annals 7	<b>C</b>
Ants 8	Cacti 8
Aphids 16	Carnivorous Plants 9
Apple Trees 5	Caterpillars 9
Arbors 9	Charcoal 21
Ashes 21	Children 4, 21
Azaleas 15	Christmas Trees 5, 21
	Citrus Fruits 18
<b>B</b>	City Garden 18
Balcony Gardens 4	Clay Soil 15
Bamboo 17	Climbers 17
Bark 9	Coffee Grounds 2
Basil 8	Color 3
Bedding Plants 3, 7	Companion Plants 5
Bees 8	Compost 9
Benches 11	Cut Flowers 17

©www.thecurriculumcorner.com

# Index

©www.thecurriculumcorner.com

An index tells the reader where to find information or key words. Listed in alphabetical order.

©www.thecurriculumcorner.com

©www.thecurriculumcorner.com

©www.thecurriculumcorner.com

©www.thecurriculumcorner.com