


zero	
------	--



one





two



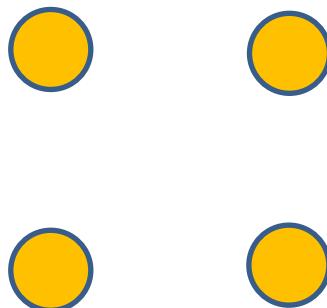



three






four







five



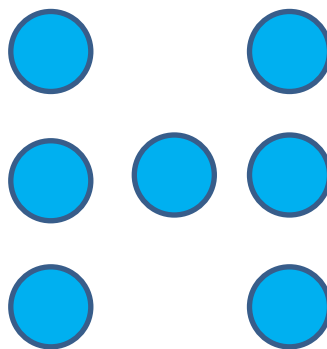


six






seven







eight







nine





ten


































Today's
number is:



It looks like



Today's
number is:



It looks like

I rolled a:



Show it

I need ___ more to make 10.


I rolled a:



Show it

I need ___ more to make 10.

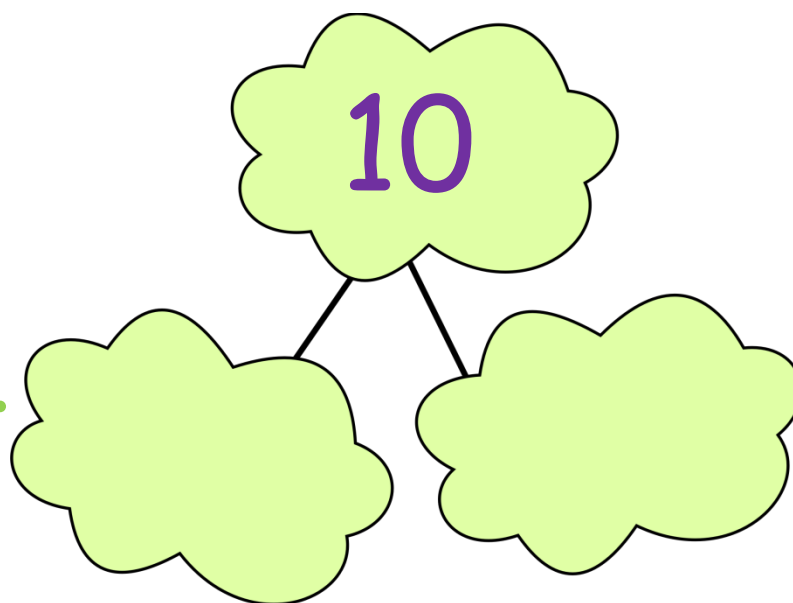
I rolled a:



Show it

I need ___ more to make 10.

Show
how you
made 10.

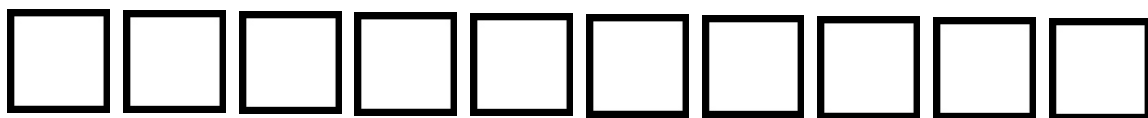


Name: _____

Today's number is:

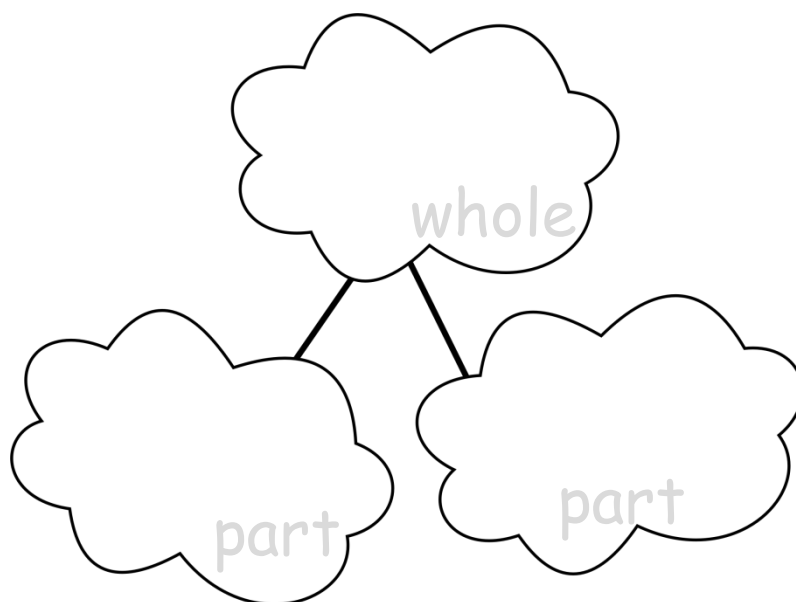


Color the blocks to show the number.



Show the number in the ten frame.


It can be
made like
this




one



two



three



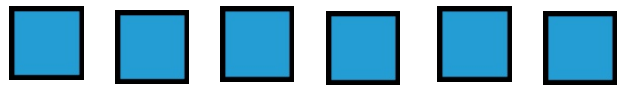
four



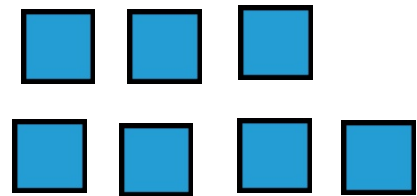
five



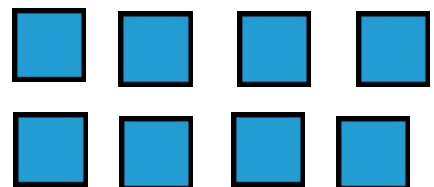
six



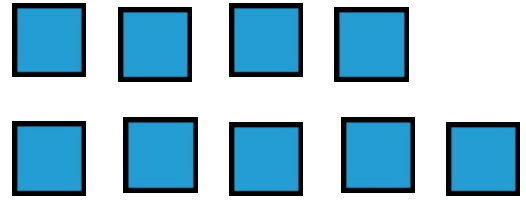
seven



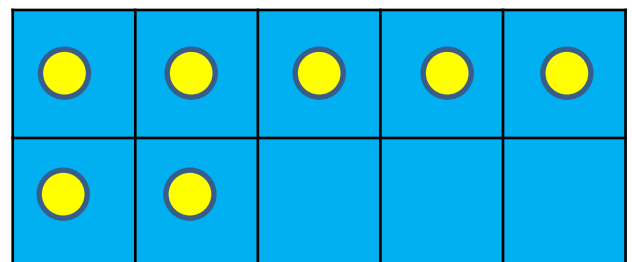
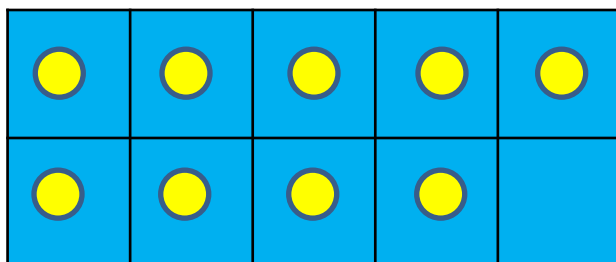
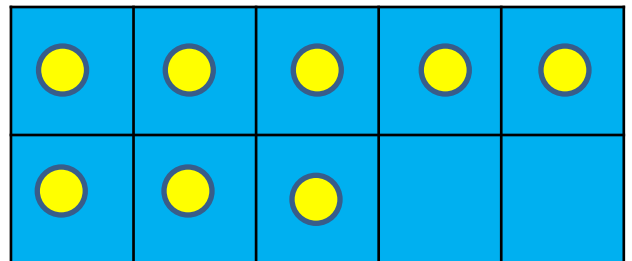
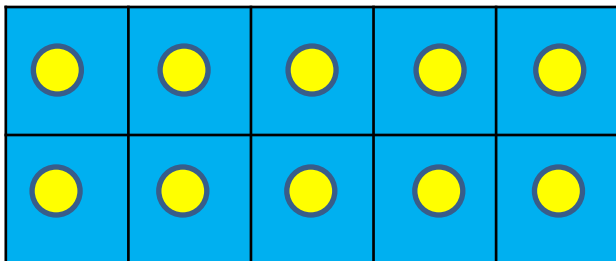
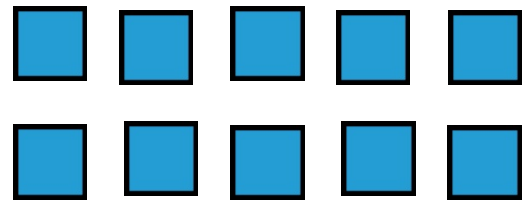
eight



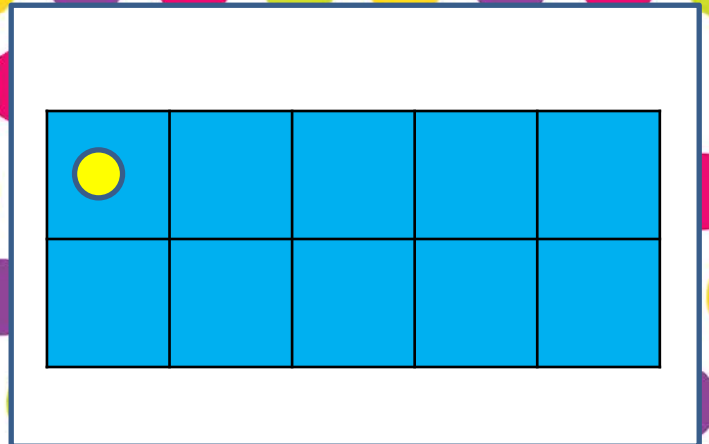
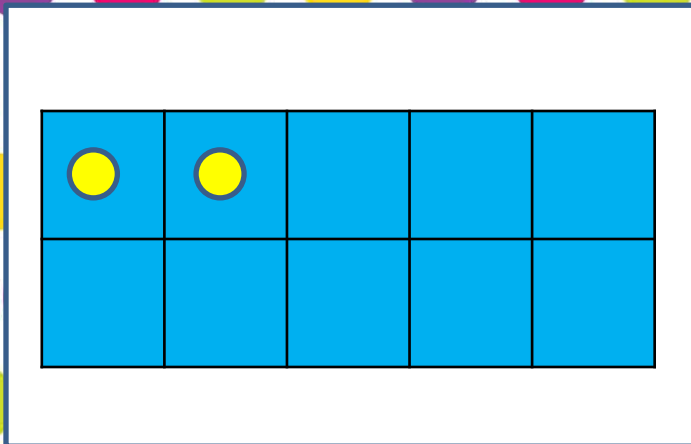
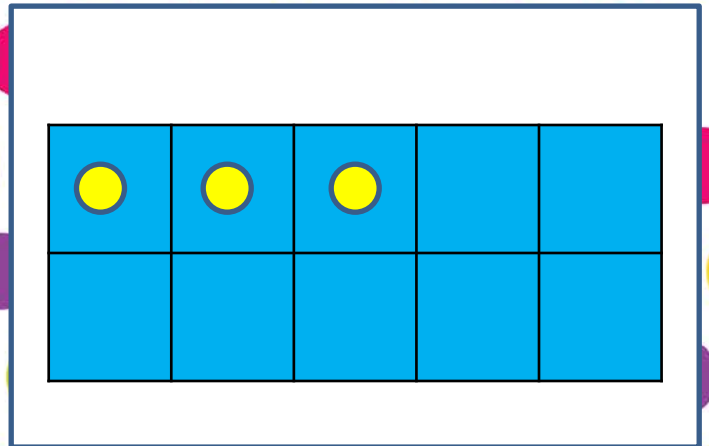
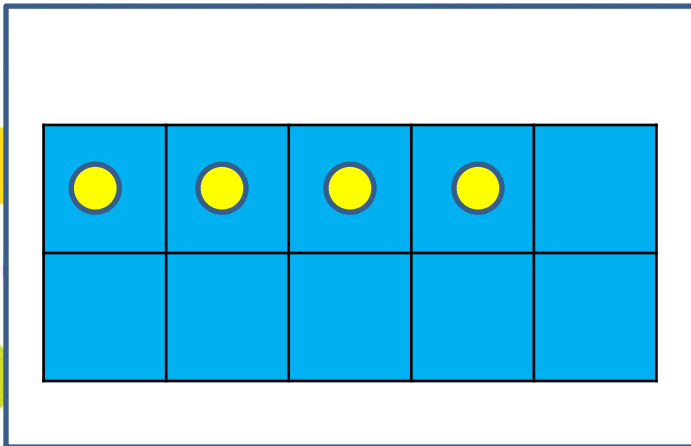
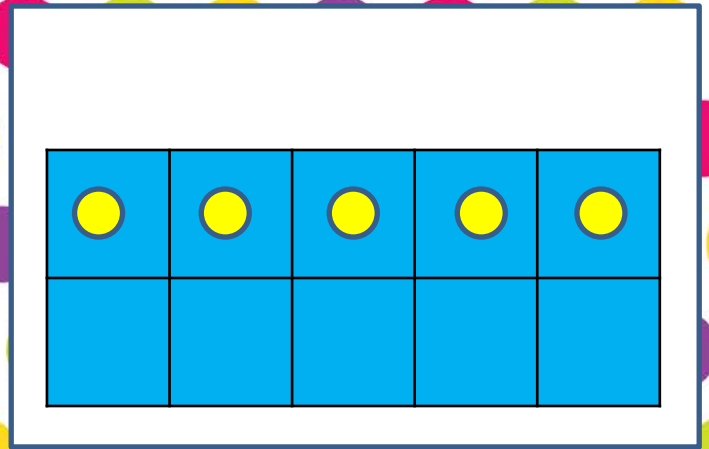
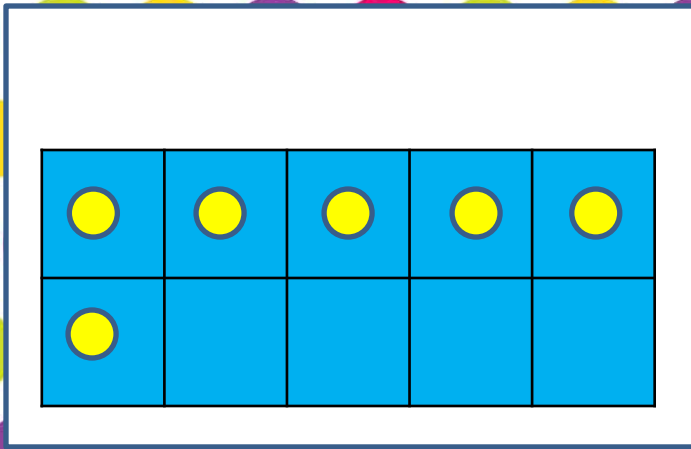


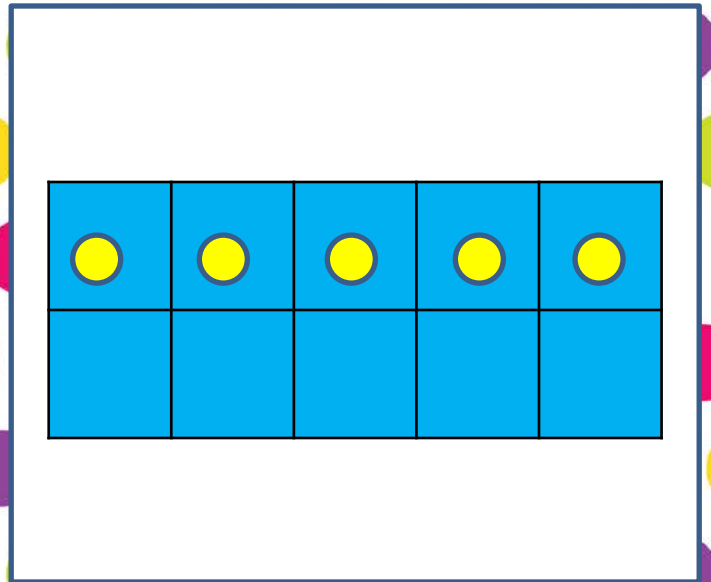
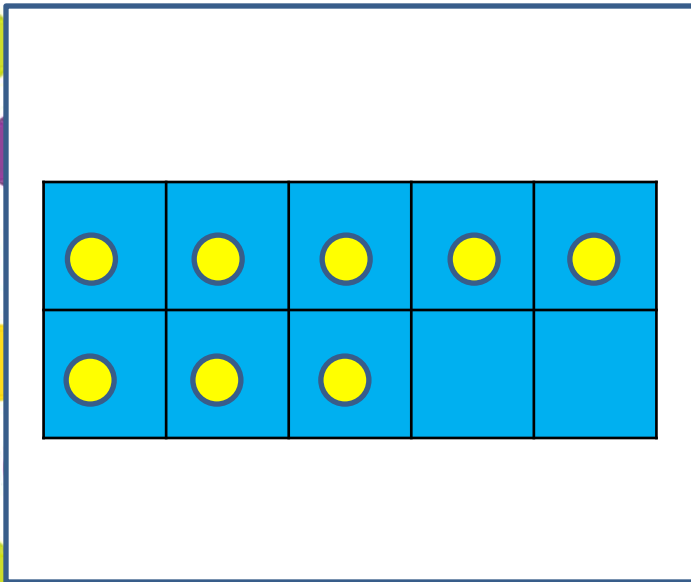
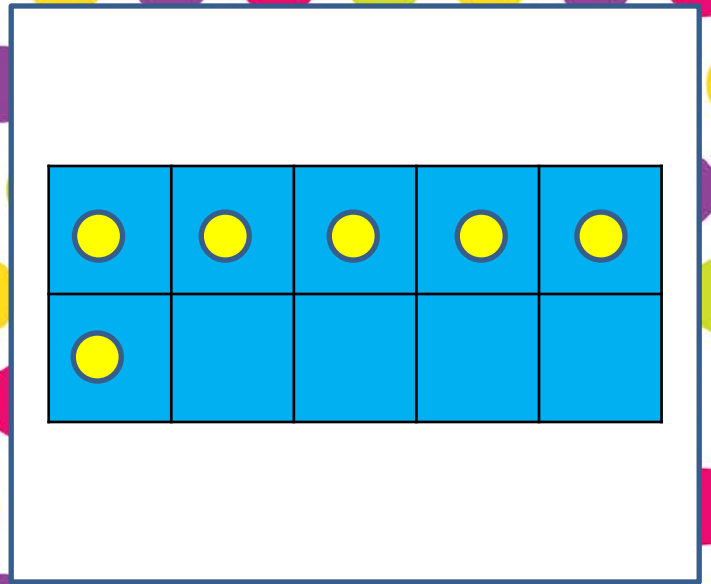
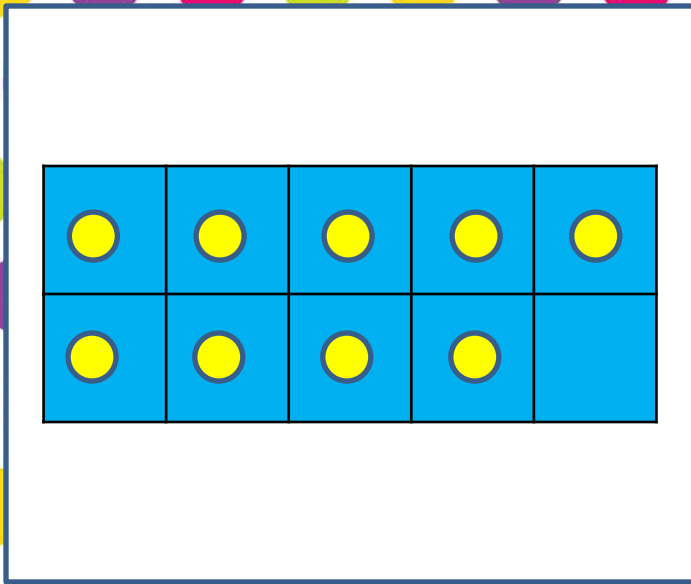
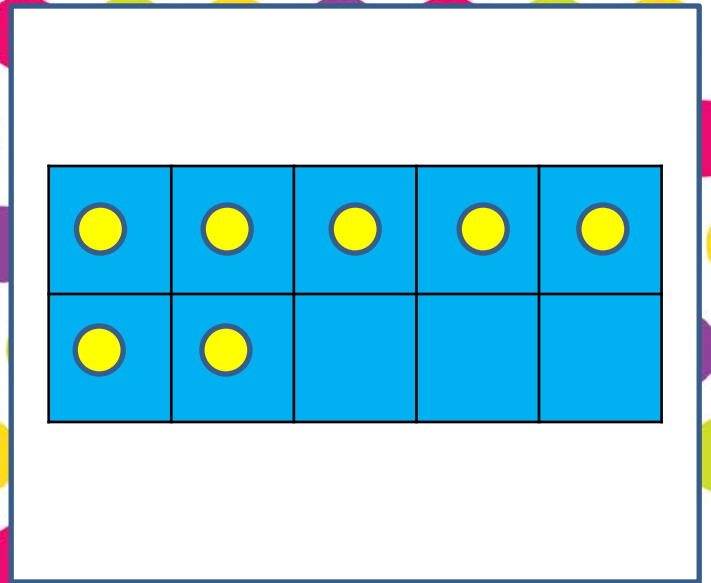
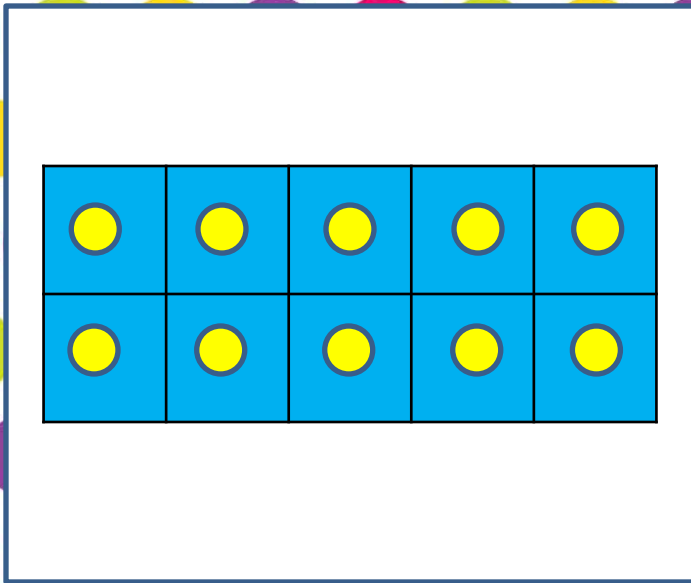
nine

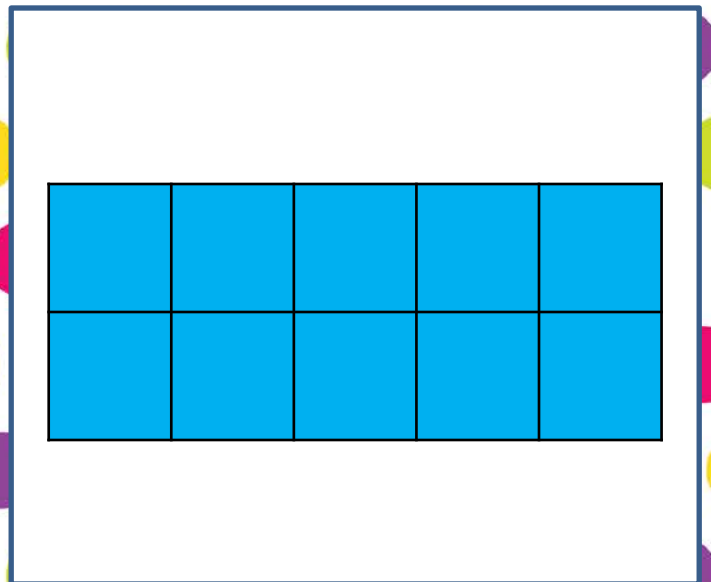
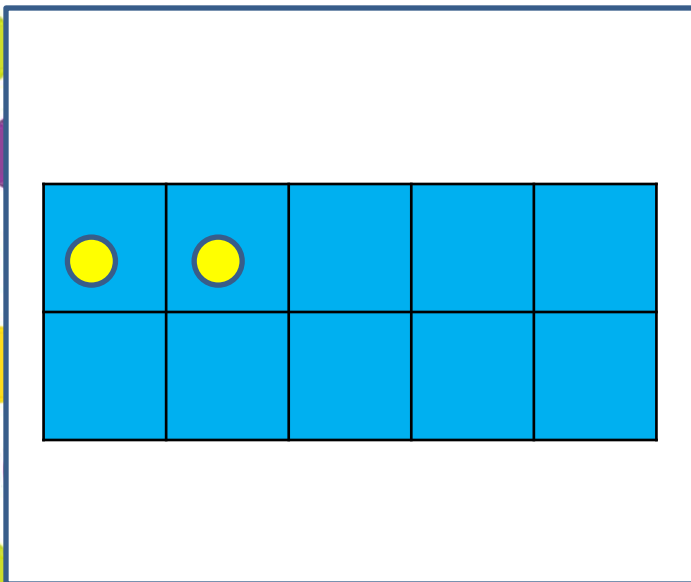
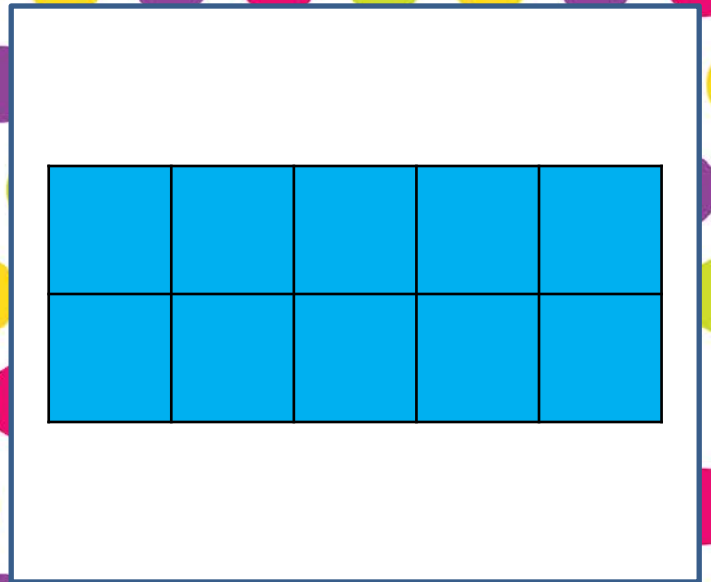
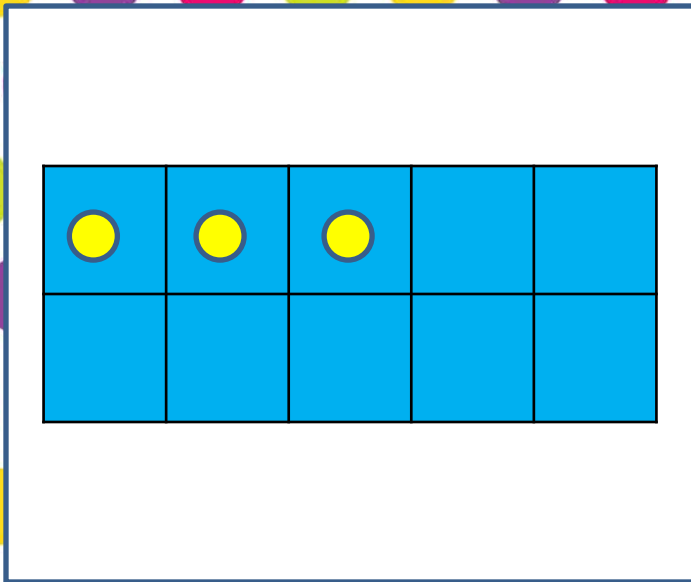
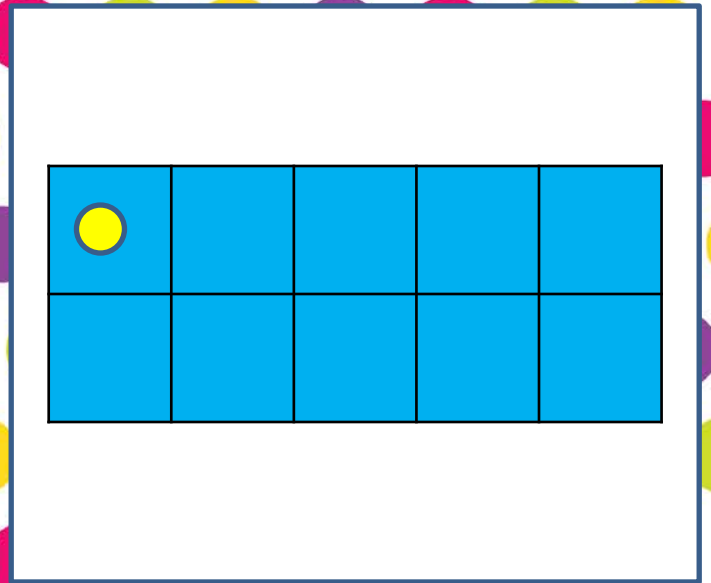
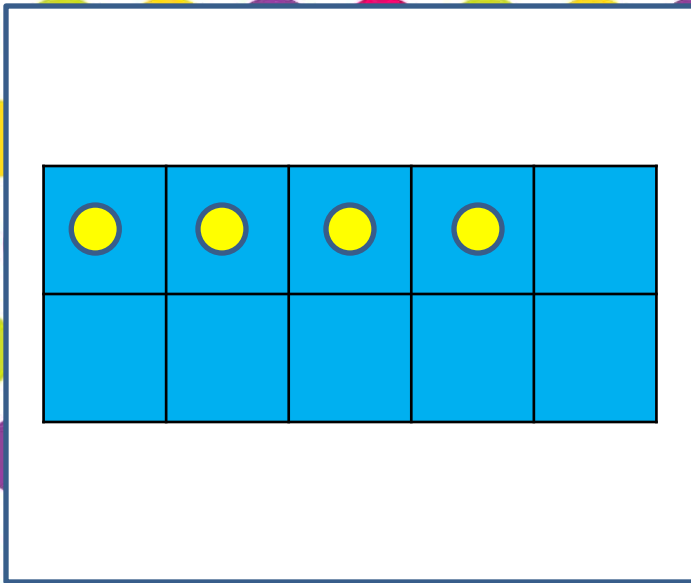








ten





















I need 1 more
to make a 10.

I need 4 more
to make a 10.

I need 2 more
to make a 10.

I need 5 more
to make a 10.

I need 3 more
to make a 10.

I need 6 more
to make a 10.


I need 7 more
to make a 10.

I need 8 more
to make a 10.


I need 9 more
to make a 10.

I need 10 more
to make a 10.


I need 0 more
to make a 10.




$$10 + \underline{\hspace{2cm}} = 10$$




$$9 + \underline{\hspace{2cm}} = 10$$




$$8 + \underline{\hspace{2cm}} = 10$$




$$7 + \underline{\hspace{2cm}} = 10$$




$$6 + \underline{\hspace{2cm}} = 10$$




$$5 + \underline{\hspace{2cm}} = 10$$




$$4 + \underline{\quad\quad} = 10$$




$$3 + \underline{\quad\quad} = 10$$



$$2 + \underline{\quad\quad} = 10$$



$$1 + \underline{\quad\quad} = 10$$



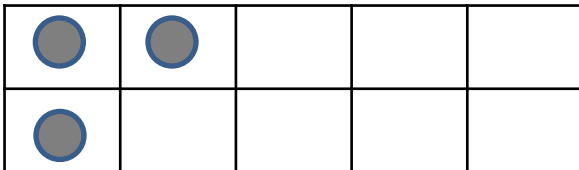
$$0 + \underline{\quad\quad} = 10$$



Name: _____

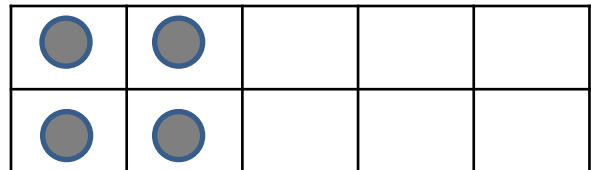
Complete the ten frame to make ten.
Write a number sentence to show each ten frame.

1.



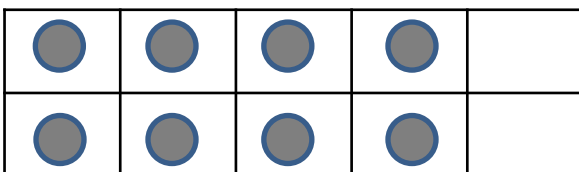
$$\underline{\quad} + \underline{\quad} = \underline{\quad}$$

2.



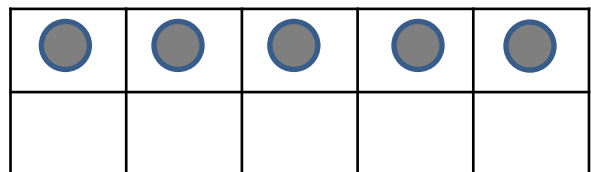
$$\underline{\quad} + \underline{\quad} = \underline{\quad}$$

3.



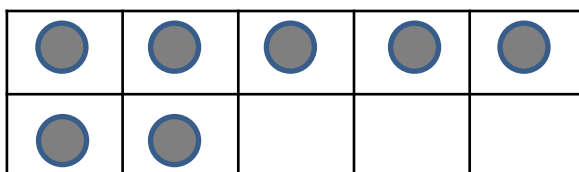
$$\underline{\quad} + \underline{\quad} = \underline{\quad}$$

4.



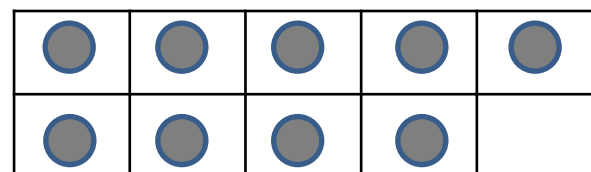
$$\underline{\quad} + \underline{\quad} = \underline{\quad}$$

5.



$$\underline{\quad} + \underline{\quad} = \underline{\quad}$$

6.



$$\underline{\quad} + \underline{\quad} = \underline{\quad}$$

Name _____




Monster Hunt


Directions: Find each monster around the room.




This monster has _____.
He needs _____ more to make 10.
_____ + _____ = _____



This monster has _____.
He needs _____ more to make 10.
_____ + _____ = _____



This monster has _____.
He needs _____ more to make 10.
_____ + _____ = _____




This monster has _____.
He needs _____ more to make 10.
_____ + _____ = _____



This monster has _____.
He needs _____ more to make 10.
_____ + _____ = _____



I have 1.



I have 2.



I have 3.




I have 4.



I have 5.



I have 6.



I have 7.



I have 8.



I have 9.



I have 10.

Name _____




Monster Hunt


Directions: Find each monster around the room.




This monster has ____ dots.
He needs ____ more to make 10.
____ + ____ = ____



This monster has ____ dots.
He needs ____ more to make 10.
____ + ____ = ____




This monster has ____ dots.
He needs ____ more to make 10.
____ + ____ = ____



This monster has ____ dots.
He needs ____ more to make 10.
____ + ____ = ____



This monster has ____ dots.
He needs ____ more to make 10.
____ + ____ = ____



1




2



3



4



5




6



7



8



9




10






I can make 10s.



Name _____

I have 1 monster.




I need ____ more to make 10.

I have 2 monsters.


I need ____ more to make 10.

I have 3 monsters.


I need ____ more to make 10.

I have 4 monsters.




I need ____ more to make 10.

I have 5 monsters.




I need ____ more to make 10.

I have 6 monsters.




I need ____ more to make 10.

I have 7 monsters.




I need ____ more to make 10.

I have 8 monsters.




I need ____ more to make 10.

I have 9 monsters.




I need ____ more to make 10.

I have 10 monsters.



I need ____ more to make 10.

I have ____ monsters.



I need ____ more to make 10.

I have _____.

I need _____ to make 10.

I have _____.

I need _____ to make 10.

I have _____.

I need _____ to make 10.

$$\underline{\hspace{2cm}} + \underline{\hspace{2cm}} = \underline{\hspace{2cm}}$$

I have _____.

I need _____ to make 10.

$$\underline{\hspace{2cm}} + \underline{\hspace{2cm}} = \underline{\hspace{2cm}}$$